


CENSUS OF INDIA, 1921.

Volume X



BURMA

PART II.—TABLES

BY

S. G. GRANTHAM, I.C.S.

SUPERINTENDENT OF CENSUS OPERATIONS, BURMA



RANGOON

OFFICE OF THE SUPERINTENDENT, GOVERNMENT PRINTING, BURMA

1923

R
PPI 14
1921
V-10
Burrana
Pt-2

LIST OF AGENTS FOR THE SALE OF GOVERNMENT PUBLICATIONS.

IN INDIA.

AMERICAN BAPTIST MISSION PRESS, Rangoon.
INTERNATIONAL BUDDHIST BOOK DEPÔT, Post Box No. 971, Rangoon.
MODERN PUBLISHING HOUSE, Ltd., Rangoon.
RANGOON TIMES PRESS, Rangoon.
MAUNG LU GALE, Law Book Depôt, 42, Ayo-o-gale, Mandalay.
BUTTERWORTH & Co (India), Ltd., Calcutta
W. NEWMAN & Co., Calcutta.
THACKER, SPINK & Co, Calcutta and Simla.
D. B. TARAPOREVALA, SONS & Co., Bombay *
THACKER & Co., Ltd, Bombay
HIGGINBOTHAM & Co, Madras.
MANAGER, THE " HITAVADA," Nagpur

IN EUROPE.


A. CONSTABLE & Co., 10, Orange Street, Leicester Square, W.C.
BERNARD QUARITCH, 11, Grafton Street, New Bond Street, W.
EAST & WEST, LTD., 3, Victoria Street, S.W. 1.
GRINDLAY & Co., 54, Parliament Street, S.W
HENRY S. KING & Co., 65, Cornhill, E.C.
KEGAN PAUL, TRENCH, TRUBNER & Co., Ltd., 68-74, Carter Lane,
E.C., and 39, New Oxford Street, W.C.
LUZAC & Co., 46, Great Russell Street, W.C.
P. S. KING & SON, 2 and 4, Great Smith Street, Westminster, S.W.
T. FISHER UNWIN, Ltd, 1, Adelphi Terrace, W.C.
WHELDON & WESLEY, Ltd, 2, 3 and 4, Arthur Street, New Oxford Street,
London, W.C. 2.
W. THACKER & Co., 2, Creed Lane, Ludgate Hill, E.C.
B. H. BLACKWELL, 50 and 51, Broad Street, Oxford.
DEIGHTON BELL & Co., Ltd., Trinity Street, Cambridge.
OLIVER & BOYD, Tweeddale Court, Edinburgh, Scotland.
E. PONSONBY, Ltd, 116, Grafton Street, Dublin, Ireland.
ERNEST LEROUX, 28, Rue Bonaparte, Paris, France.
MARTINUS NIJHOFF, The Hague, Holland.
OTTO HARRASSOWITZ, Leipzig, Germany.
R. FRIEDLANDER & SOHN, 11, Carlstrasse, Berlin, Germany.

* For the sale of official publications excluding those of the Legislative Department.

50316



SL-ND
073913



NOTES ON THE IMPERIAL TABLES.

1. All the Imperial Tables except Nos. I and II cover the whole population of 13,169,099 persons enumerated in the synchronous and non-synchronous areas, and exclude all estimated population-figures. Imperial Tables I and II include also 43,093 persons estimated as mentioned in Note 2 of Imperial Table I and so relate to 13,212,192 persons.

2. In all tables in which statistics are given by districts the province has been divided into two parts named Divisional Burma and the Eastern States. The latter includes the Federated Shan States and the Karenni States, while the former includes all the rest of the province. The administrative divisions in which the districts have been grouped in the tables are those which existed on the date of the synchronous census, namely, the 18th March 1921.

3. For the purposes of all the Imperial Tables the statistics given for the Rangoon Town District represent Rangoon Town itself, including the municipality, the cantonments and the port. The statistics given for Mandalay District always cover Mandalay City as well as the rest of the district; but generally separate figures for the city are also given.

4. All ages are stated in the tables in terms of fully completed years, and every age-group includes all who have reached its lower but have not yet reached its higher limit, *e.g.*, age-group 20-40 means all from age 20 to just not 40, and includes all who have completed 20 years but have not completed 40 years.

1





TABLE OF CONTENTS

IMPERIAL TABLES.

	PAGE
I.—Area, Houses and Population	1
II.—Variation in Population since 1872	5
III.—Village-tracts and Census Towns classified by Population	9
IV.—Variation since 1872 of the Population of Census Towns	13
V.—Population of Census Towns classified by Religion	17
VIA.—Religion	23
VIB.—Religion with further classification by Race and Birth-place	27
VIIA.—Age, Sex and Civil Condition by Religion	31
VIIIB.—Age, Sex and Civil Condition in each District, etc., by Religion	45
VIIIA.—Literacy by Religion and Age	93
VIIIB.—Literacy in each District by Religion and Age	99
IX.—Literacy by Race	129
X.—Language	133
XIA.—Birth-places	149
XIB.—Birth-places of Indians of Selected Races	177
XII.—Infirmities	181
XIII.—Race	187
XIV.—Age and Civil Condition by Sex amongst Selected Races	211
XV.—Christians classified by Sect and Race	219
XVI.—European and Allied Races, Anglo-Indians and Armenians classified by Nationality, Race, Sex and Age	225
XVII.—Occupations	233
XVIII.—Subsidiary Occupations	393
XIX.—Supplement to Imperial Table XVIII—Subsidiary Occupations	427
XX.—Occupation by Race	437
XXI.—(No table of this number, see Note 5 of Imperial Table XX.)	
XXIIA.—The Special Industrial Census (All Industries)	449
XXIIB.—The Special Industrial Census (Selected Industries)	491

TABLE OF CONTENTS.

PROVINCIAL TABLES.


NOTE.—Provincial Tables III to VIII inclusive are omitted from copies of this volume supplied to Government Officers in Burma who do not require those tables and from most copies supplied free to recipients outside Burma. They are included in all copies kept in the Government Book Depot for sale.

	PAGE
I.—Area and Population of Townships, States and Hill-Tracts	505
II.—Population of Townships, States and Hill-Tracts classified by Religion ...	513
III.—Buddhists by Age, Sex and Civil Condition	519
IV.—Age, Sex and Civil Condition for Selected Races by Districts and Townships	531
V.—Age, Sex and Civil Condition in Towns	545
VI.—Literacy of Buddhists by Townships	559
VII.—Literacy amongst Selected Races in Selected Districts and Townships ...	565
VIII.—Literacy in Towns	571

CORRIGENDA.

Page 1. NOTE 3.—For *Thangdut* read *Thaungdut*.

13. NOTE 7.—At the end of the second paragraph correct 56,179 to 56,079.
17. NOTE 1.—In line 2, for *Note 3* read *Note 1*.
18. Column 3; in heading; for *preceding page* substitute *page 13*.
Irrawaddy Division, Ma-ubin town; column 13 is indistinct in some copies; read 1159.
20. Serial No. 7, Thongwa; column 7 is indistinct in some copies; read 3269.
Serial No. 37, Shwegyin; column 4 is indistinct in some copies; read 2874.
Above Serial No. 72 for Eastern States; in column 8 correct 2005 to 1605.
21. Serial No. 4, Rangoon; in column 15 for 237 read 273.
28. In the heading above columns 2 and 3 for *Race-group* read *Race-groups* (plural) and delete S at the beginning of the second line.
In the footnote delete the words: *and 1 female Buddhist Thinchí*.
30. In column 32 transpose 6 Chinese Mahomedan males from Hanthawaddy district (line 7) to Insein district (line 6) For Hanthawaddy read *nil*.
34. Mahomedans born outside Burma, age 0-5; in some copies column 2 is indistinct read 2022.
38. Animists, age 15-20; in some copies column 10 is indistinct; read 5422.
51. Rangoon Town, *Others*, age 40-50; in column 2 for 898 read 1,398.
63. Pyapôn district, Buddhists, total for all ages; read 254,072.
83. Sagaing district, Mahomedans, total for all ages; in the last column for 314 read 134.
84. Upper Chindwin district, Buddhists, age 15-20; in column 6 for 7,144 read 7,444.
102. Delete the words *City of Rangoon* in the left-hand portion of column 1.



IMPERIAL TABLE I.

Area, Houses and Population.

NOTE 1.—The figures contained in this table represent the whole of the administered portion of Burma except that part of the Putao District which is not included in the eight Hkāmti Lōng Shan States or Fort Hertz; they include also the "unadministered" portion of the Pakōkku Hill Tracts. The areas omitted from the census and excluded from this table are—

- (1) All Putao District except the eight Hkāmti Lōng Shan States and Fort Hertz.
- (2) Unadministered territory associated with the Upper Chindwin District.
- (3) Unadministered territory associated with the Hill District of Arakan, but not yet assigned to any administrative division; bounded on the east by the Haka Subdivision of the Chin Hills District, on the North and West by the Lushai Hills and on the South by the Hill District of Arakan.
- (4) The uncontrolled portion of the Wa States.

NOTE 2.—All the figures in the table have been obtained by actual enumeration except in the areas shown in the following statement. In these an estimate was made by local officers on the basis of the number of houses and other available information.

District, etc.	Portion.	Estimate.			
		Number of Houses.	Persons.	Males.	Females.
26 Pakōkku Hill Tracts	Unadministered territory.	1,802	8,756	4,207	4,549
35 Upper Chindwin ...	Somra Tract ...	1,834	7,636	3,719	3,917
41 Northern Shan States.	East Manglūn ...	4,855	26,701	13,527	13,174
Total Estimated Area ...		8,491	43,093	21,453	21,640

NOTE 3.—The figures given for the Upper Chindwin District include Kanti (or Singkaling Hkāmti) and Thangdut (or Hsawngsup), which are two small Shan states situated in that district and administered by hereditary chiefs under the supervision of the Deputy Commissioner. Their total populations are 2,287 and 7,043 respectively.

NOTE 4.—The figures for each hill-tract are included in those for the district or state with which it is associated for administrative purposes.

NOTE 5.—Some of the entries for area given in column 2 of the table include estimates or approximations reached by rough surveys, and in some such cases revised figures have been adopted since the census of 1911. In some other cases area figures, although based on complete survey, have been changed by a revision of the survey or as a consequence of erosion or accretion by rivers. Some district boundaries and areas have been changed since 1911 by the transfer of land which in some cases had no population in 1911. If therefore a comparison with Table I of 1911 is made, Table II below should also be consulted.

NOTE 6.—In the Hill District of Arakan, the Chin Hills District, the Eastern States and all hill-tracts included in other districts, the figures in column 4 represent villages. In practically all the remainder of Burma they represent administrative units called village-tracts. (See Note 8 below.) The figures in column 4 for the Upper Chindwin District and the Northern Shan States do not include any figures for the estimated areas mentioned in Note 2 above although the other columns do cover these areas.

* [See page 4.

IMPERIAL TABLE I.—

Serial No.	District or State.	Area in square miles.	Census Towns. (See Note 7.)	Villages or Village-tracts outside Census Towns. (See Note 6.)	OCCUPIED HOUSES.		
					Total.	In Census Towns.	In other places.
					5	6	7
	Provincial Total ...	233,707	79	† 35,048	2,727,451	266,977	2,470,474
	Divisional Burma ...	173,114	71	† 16,384	2,427,151	249,249	2,177,902
	<i>Arakan Division</i> ...	14,807	3	1,442	189,892	8,885	181,007
1	Akyab ...	5,136	1	870	117,396	6,716	110,680
2	Hill District of Arakan ...	1,500	5,303	...	5,303
3	Kyaukpju ...	4,387	1	354	44,659	902	43,757
4	Sandoway ...	3,784	2	177	22,534	767	21,767
	<i>Pegu Division</i> ...	13,707	16	2,278	462,141	89,901	372,240
5	Rangoon Town ...	76	1	...	58,047	58,047	...
6	Insein ...	1,004	1	375	60,110	2,759	57,351
7	Hanthawaddy ...	1,866	2	468	70,571	4,802	65,769
8	Tharrawaddy ...	2,863	7	549	101,359	8,531	92,828
9	Pegu ...	4,083	2	438	88,699	5,569	83,130
10	Prome ...	2,915	3	443	83,355	10,193	73,162
	<i>Irrawaddy Division</i> ...	13,437	16	2,580	396,938	30,827	366,111
11	Bassein ...	4,127	3	688	95,041	10,142	84,899
12	Henzada ...	2,372	3	621	114,800	7,968	106,832
13	Myaungmya ...	2,650	3	588	71,604	3,830	67,774
14	Ma-ubin ...	1,040	3	311	62,692	4,122	58,570
15	Pyapön ...	2,148	4	372	51,801	4,765	47,036
	<i>Tonasserim Division</i> ...	35,788	9	1,708	311,372	31,818	280,054
16	Toungoo ...	6,135	3	560	85,827	6,901	78,926
17	Salween ...	2,666	...	89	11,256	...	11,256
18	Thatön ...	4,831	2	385	87,509	4,181	83,328
19	Amherst ...	7,059	2	348	71,480	11,870	59,610
20	Tavoy ...	5,308	1	179	29,949	5,205	24,744
21	Mergui ...	9,789	1	147	25,291	3,161	22,130
	<i>Magwe Division</i> ...	21,040	8	2,532	306,218	18,421	289,797
22	Thayetmyö ...	4,750	2	641	57,172	4,230	52,942
23	Pakökkü ...	6,310	1	742	98,422	4,188	94,234
24	Minbu ...	3,093	2	339	60,888	2,806	58,082
25	Magwe ...	3,687	3	405	83,424	5,197	78,227
26	Pakökkü Hill Tracts ...	3,100	...	345	6,312	...	6,312
	<i>Mandalay Division</i> ...	28,788	7	2,362	184,382	47,551	136,831
27	Mandalay ...	2,117	4	332	83,630	49,311	41,319
28	Bhamo ...	6,903	1	555	24,532	1,838	22,694
29	Myitkyina ...	10,651	1	771	24,954	1,266	23,688
30	Katha ...	8,917	1	685	49,762	2,116	47,646
31	Putao ...	200	...	* 9	1,504	...	1,504
	<i>Sagaing Division</i> ...	35,068	5	2,219	317,058	8,111	307,947
32	Shwebo ...	5,714	2	632	90,799	3,209	87,590
33	Sagaing ...	1,825	1	282	72,488	2,780	69,708
34	Lower Chindwin ...	3,480	1	361	92,176	2,586	89,590
35	Upper Chindwin ...	16,037	1	† 465	38,107	527	37,580
36	Chin Hills ...	8,000	...	479	23,483	...	23,483
	<i>Meiktila Division</i> ...	10,491	7	1,228	260,155	15,785	244,420
37	Kyauksä ...	1,282	1	277	36,509	1,589	34,920
38	Meiktila ...	2,287	1	400	62,335	2,131	60,204
39	Yamethin ...	4,176	3	356	69,654	6,337	63,317
40	Myingyan ...	2,746	2	195	91,657	5,678	85,979
	<i>Eastern States</i> ...	60,598	8	† 18,714	970,800	7,728	292,572
41	Northern Shan States ...	20,156	3	† 6,610	113,979	3,896	110,083
42	Southern Shan States ...	36,157	5	11,122	170,494	3,832	166,662
43	Karenni ...	4,285	...	992	15,827	...	15,827

* Really one Civil Station and eight Shan States.

† See Note 6.

POPULATION.									Serial No. of Dist. or State (col. 1).
Persons.			Males.			Females.			
Total.	In Census Towns.	In other places.	Total.	In Census Towns.	In other places.	Total.	In Census Towns.	In other places.	
8	9	10	11	12	13	14	15	16	
13,212,182	1,291,527	11,920,665	6,766,969	777,114	5,979,855	6,455,223	514,413	5,940,810	
11,714,800	1,256,529	10,458,271	5,999,549	756,024	5,243,525	5,715,251	500,505	5,214,746	
809,248	44,215	865,031	472,227	81,966	440,261	437,019	12,249	424,770	
576,430	36,569	539,861	309,564	27,693	281,871	266,866	8,876	257,990	1
20,914	...	20,914	10,790	...	10,790	10,121	...	10,121	2
199,873	3,884	195,989	96,569	2,226	94,343	103,304	1,658	101,646	3
112,029	3,762	108,267	55,304	2,047	53,257	56,725	1,715	55,010	4
2,309,293	498,839	1,810,664	1,258,914	327,039	931,875	1,050,879	171,600	878,779	
341,962	341,962	...	236,689	236,689	...	105,273	105,273	...	5
293,083	14,308	278,775	156,794	9,520	147,274	136,289	4,788	131,501	6
304,621	23,346	341,278	201,043	16,253	184,790	163,581	7,093	156,488	7
492,429	43,429	449,000	246,261	23,501	222,760	246,168	19,928	226,240	8
445,620	26,265	419,355	235,324	15,073	220,251	210,296	11,192	199,104	9
371,575	49,329	322,246	182,803	26,003	156,800	188,772	23,326	165,446	10
2,030,044	164,501	1,865,543	1,048,377	97,232	951,145	981,667	67,289	914,398	
489,473	56,224	433,249	252,947	35,478	217,469	236,526	20,746	215,780	11
559,920	38,508	512,412	273,439	20,485	252,954	277,481	18,023	259,458	12
370,551	20,842	349,709	196,757	12,287	184,470	173,794	8,555	165,239	13
330,106	21,016	309,090	168,513	11,936	156,577	161,593	9,080	152,513	14
288,994	27,911	261,083	156,721	17,046	139,675	132,273	10,865	121,408	15
1,613,528	166,465	1,447,063	847,445	94,716	752,729	766,078	71,749	694,329	
381,883	31,541	350,342	197,505	17,752	179,753	184,378	13,789	170,589	16
50,379	...	50,379	26,811	...	26,811	23,568	...	23,568	17
471,100	22,259	448,841	245,909	11,972	233,937	225,191	10,287	214,904	18
417,910	67,888	350,022	223,348	41,634	181,714	194,562	26,254	168,308	19
156,786	27,480	129,306	80,994	13,818	67,176	75,792	13,662	62,130	20
135,465	17,297	118,168	72,878	9,540	63,338	62,587	7,757	54,830	21
1,447,580	77,884	1,369,696	709,454	40,285	669,169	738,076	37,599	700,477	
255,406	21,987	233,419	125,283	11,382	113,901	130,123	10,605	119,518	22
465,771	19,507	446,264	223,943	9,665	214,278	241,828	9,842	231,986	23
274,302	12,237	262,065	134,495	6,225	128,270	139,807	6,012	133,795	24
423,252	24,153	399,099	211,686	13,013	198,673	211,566	11,140	200,426	25
28,799	...	28,799	14,047	...	14,047	14,752	...	14,752	26
849,361	198,521	650,840	435,894	107,674	328,220	413,467	90,847	322,620	
356,621	177,421	179,200	182,999	91,831	88,168	173,622	82,580	91,042	27
112,960	7,741	105,219	56,888	4,933	51,955	56,072	2,808	53,264	28
118,382	4,956	113,426	63,419	3,107	60,312	54,963	1,849	53,114	29
253,725	8,413	245,312	128,444	4,803	123,641	125,281	3,610	121,671	30
7,673	...	7,673	4,144	...	4,144	3,599	...	3,599	31
1,868,082	36,845	1,831,237	645,009	19,698	625,311	713,028	17,149	695,879	
391,284	13,347	377,937	184,708	7,131	177,577	206,576	6,816	200,360	32
326,908	11,858	315,050	155,054	5,784	149,270	171,854	6,074	165,780	33
342,880	9,225	333,655	156,693	5,109	151,584	186,187	4,116	182,071	34
186,381	2,415	184,466	94,432	1,672	92,760	92,449	743	91,706	35
110,079	...	110,079	54,122	...	54,122	55,957	...	55,957	36
1,197,771	69,459	1,128,312	682,229	37,416	644,813	615,642	32,043	583,499	
142,677	6,107	136,570	70,449	3,037	67,412	72,628	3,070	69,558	37
289,807	8,868	281,029	137,573	5,240	132,333	159,324	3,628	155,696	38
323,189	28,459	294,730	160,913	15,134	145,779	162,276	13,325	148,951	39
442,008	26,025	415,983	213,294	14,005	199,289	228,714	12,020	216,694	40
1,487,982	34,988	1,452,994	767,420	21,080	746,340	789,872	18,908	770,964	
585,924	15,096	570,828	299,287	10,338	288,949	286,697	4,758	281,939	41
847,618	19,992	827,626	477,064	10,752	466,312	429,254	9,150	417,104	42
63,850	...	63,850	31,129	...	31,129	32,721	...	32,721	43

NOTE 7.—The figures in columns 3, 6, 9, 12 and 15 of the statement relate to a number of areas of an urban character arbitrarily selected and described as **Census Towns** for the purposes of Imperial Tables IV and V below. The selection includes all towns to which the Burma Towns Act applies and also all municipalities and notified areas and all cantonments, and some other areas in addition. Areas of an urban character which are not included are either smaller or less important than included areas or lack defined boundaries and administrative unity.

NOTE 8.—A village-tract is defined by law as the local area under the jurisdiction of a headman, including a village or group of villages and adjacent lands. In practice it may include no true village at all but only a number of small clusters of houses scattered through a comparatively extensive area. On the other hand a village may be shared by two or more village-tracts some of which may include parts or wholes of other villages. Some Census Towns include more than one village-tract or include parts of one or more village-tracts. In every such case, if the same area is not to be counted twice, the number of village-tracts shown in this table must differ from the correct number of statutory village-tracts which is shown in Provincial Table I. Imperial Table III agrees with the present table.

NOTE 9.—The definition of a house on which the numbers in columns 5 to 7 depend was ordinarily as follows:—

A *House* means the separate residence of a family. A residence is considered to be separate when it has a separate entrance from a common way.

If one building is jointly occupied by two or more families it should be treated as one house if the families share meals, but as two or more if they cook and eat separately.

Monasteries, Zayats, Schools, Godowns and Field Huts and all other buildings are to be included in the term *House* if used as dwelling-places, whether used at night or not. They must always be included if a watchman or durwan lives there.

In Rangoon Town and occasionally in other towns *house* was taken to mean a tenement; and this definition was generally substituted for the ordinary one for lodging-houses and coolie-lines and similar cases. Amongst some tribes in which there is a custom of building extensions of a house for all descendants of the original house-holder the term *house* was generally taken to mean the residence of the whole group of relations; this variation from the normal definition would only affect the figures in a few remote areas.

IMPERIAL TABLE II.

Variation in Population since 1872.

NOTE 1.—No census was taken in Upper Burma prior to 1891, nor in the Eastern States or the Pakòkku Hill Tracts or the Chin Hills District prior to 1901.

NOTE 2.—In columns 9 and 10 the figures for Total Variation in some lines of totals or sub-totals are not the sum of the figures given for the component parts of the corresponding area. This is due to the inclusion of the figures for the Chin Hills for the first time in 1901 and of the other districts of Upper Burma in 1891.

NOTE 3.—Two new districts have been created since the census of 1911. The Insein District has been formed of parts of the Hanthawaddy and Pegu Districts, and the Putao District has been established in hitherto unadministered territory north of the Myitkyina District.

NOTE 4.—Separate figures for Karenni are given here for the first time. In previous censuses they were included in those of the Southern Shan States.

NOTE 5.—In 1920 the Ruby Mines District was divided into two parts; the Môngmit State, including the Kodaung and Ngadaung Hill Tracts, was transferred to the Northern Shan States and the remainder was added to the Katha District.

NOTE 6.—Except in the cases mentioned in Notes 7 and 13, the populations shown in the table for 1911 and previous years have been adjusted to correspond to districts as constituted on the 18th March 1921. The districts for which the figures now given differ from those given in the corresponding table of 1911 are shown below; there have been changes in the boundaries of other districts besides these, but the areas transferred were reserved forests or wild tracts without population:

7. Hanthawaddy.	24. Minbu.	38. Meiktila.
9. Pegu.	25. Magwe.	39. Yamèthin.
18. Thatôn.	30. Katha.	40. Myingyan.
23. Pakòkku.	37. Kyauksè.	41. Northern Shan States.

In all cases, however, the figures given for a district in any year exclude all areas omitted from the census of that year. Notes 7 and 8 below give some particulars of such cases; for further information earlier census reports should be consulted.

NOTE 7.—The large increases shown in columns 11 and 13 for the whole province and for Thayetmyo District are due to the inclusion for 1891 of certain areas which were omitted from previous enumerations because they were outside British Burma. Similarly in column 10 for Bhamo and Katha Districts owing to the omission of certain areas from the census of 1891.

NOTE 8.—Columns 2, 8, 13, 14 and 20 of the table include increases to the extent shown below on account of extension of the area of enumeration in 1921 to include areas which were omitted from the enumeration of 1911:

Serial No.	DISTRICT.		AREA OMITTED IN 1911.			
	Name.	Description.	CENSUS OF 1921.			
			Kind of Enumeration.	Persons.	Males.	Females.
7	Hanthawaddy	Coco Islands	Synchronous	46	40	6
9	Myitkyina	Htawgaw Kachin Hill Tracts.	Non-synchronous.	17,305	8,745	8,560
31		Putao	Sana Kachin Hill Tracts.	Do. (a)	979	484
35	Upper Chindwin	Hkamti Lông Shan States and Fort Hertz.	Do. (b)	2,773	1,331	1,442
41		Northern Shan States	Somra Tract	Do.	7,073	4,144
		East Manglun	Estimate	7,636	3,719	3,917
			Do.	20,701	13,597	13,174
Notes { (a) Portion in Myitkyina Hill Tracts. (b) Portion in Mogauug Hill Tracts.			Total	63,113	31,990	31,123

NOTE 9.—Further notes relating to this table will be found on page 8.

IMPERIAL TABLE II.—Variatio

District or State.	Persons.						Variation.					
	1921.	1911.	1901.	1891.	1881.	1872.	Increase (+), Decrease (-).					
	1	2	3	4	5	6	7	8	9	10	11	12
Provincial Total	13,212,192	12,115,217	10,490,624	7,722,053	3,736,771	2,747,148	+1,096,975	+1,624,593	+2,766,671	+3,985,282	+989,623	
Divisional Burma	11,714,800	10,702,849	9,308,472	7,704,675	3,736,771	2,747,148	+1,011,951	+1,394,377	+1,590,681	+3,967,904	+989,623	
<i>Arakan Divn.</i>	909,246	839,896	762,102	673,274	588,690	484,968	+69,350	+77,794	+88,928	+84,684	+103,727	
1 Akyab ...	576,430	523,943	481,566	416,305	359,706	276,671	+46,187	+48,277	+65,361	+56,599	+83,035	
2 Hill District of Arakan.	20,914	22,234	20,682	14,628	14,199	8,790	-1,320	+1,552	+6,054	+129	+5,709	
3 Kyaukpyu ...	19,873	184,916	168,827	163,832	149,303	144,177	+14,957	+16,089	+4,995	+14,529	+5,126	
4 Sandoway ...	112,029	108,803	90,927	78,509	65,182	55,325	+9,226	+11,876	+12,418	+13,327	+9,851	
<i>Pegu Division</i>	2,309,293	2,085,487	1,830,710	1,530,534	1,222,656	852,725	+228,806	+264,777	+300,176	+307,979	+869,830	
5 Rangoon Town	341,962	293,316	245,430	182,080	131,176	98,745	+48,646	+47,886	+63,350	+47,904	+35,431	
6 Insein ...	293,983	265,245	227,300	184,064	138,746	86,831	+27,838	+37,945	+43,236	+45,318	+51,915	
7 Hinthawaddy	304,624	332,569	297,915	244,057	182,607	115,321	+32,055	+35,554	+52,958	+61,450	+67,286	
8 Tharrawaddy	492,429	433,320	395,570	339,240	272,001	171,102	+59,109	+37,750	+56,330	+67,239	+100,799	
9 Pegu ...	445,620	382,166	291,591	212,116	160,120	100,338	+63,454	+82,575	+87,175	+45,936	+65,782	
10 Prome ...	371,575	378,871	365,804	368,977	328,905	280,288	-7,296	+13,067	-3,173	+40,072	+48,617	
<i>Irrawaddy Divn.</i>	2,030,044	1,869,485	1,663,669	1,300,119	989,078	680,315	+160,559	+205,816	+363,660	+310,141	+809,663	
11 Bassein ...	489,173	440,988	391,427	320,973	268,169	202,128	+48,185	+49,561	+70,154	+52,804	+65,741	
12 Henzada ...	550,920	532,357	481,558	437,020	363,899	256,753	+18,563	+47,799	+46,938	+73,721	+107,146	
13 Myaungmya	370,551	332,852	282,932	181,792	105,369	56,845	+35,999	+51,920	+101,140	+76,423	+48,524	
14 Maubin ...	330,106	305,073	278,309	213,738	173,315	124,442	+26,933	+26,764	+64,571	+40,423	+48,873	
15 Pyapon ...	238,994	250,215	226,443	145,996	79,226	39,847	+32,779	+29,772	+80,147	+66,870	+39,379	
<i>Tenasserim Divn.</i>	1,613,523	1,417,544	1,149,486	904,639	766,988	672,329	+195,979	+268,058	+244,947	+188,661	+193,669	
16 Toungoo ...	381,883	351,976	279,315	211,784	190,385	136,816	+50,807	+71,761	+67,531	+21,399	+53,569	
17 Salween ...	50,379	46,608	37,837	31,439	30,909	26,117	+3,771	+8,771	+6,398	+1,430	+3,892	
18 Thaton ...	471,100	405,225	333,438	239,108	223,309	160,429	+68,875	+71,787	+74,330	+35,799	+62,880	
19 Amberst ...	417,910	307,918	300,173	233,539	180,738	123,918	+49,992	+67,745	+66,634	+52,801	+59,790	
20 Tavoy ...	156,780	135,293	109,979	94,921	84,988	71,827	+21,493	+25,314	+15,058	+9,933	+13,161	
21 Meigui ...	135,465	111,424	88,744	73,748	56,559	47,192	+24,041	+22,680	+14,996	+17,189	+9,367	
<i>Magwe Divn.</i>	1,447,630	1,308,267	1,124,363	1,033,623	+139,263	+183,814	+77,714	
22 Thayetmyo	255,406	218,275	239,066	250,161	169,560	156,816	+7,131	+8,560	-10,455	+80,601	+12,744	
23 Pakokku ...	405,771	409,823	357,557	312,877	+55,948	+52,266	+44,680	
24 Minbu ...	274,302	262,380	232,902	215,485	+11,922	+29,478	+17,117	
25 Magwe ...	423,252	361,538	231,972	255,000	+61,714	+80,466	+26,072	
26 Pakokku Hill Tracts.	28,799	26,251	13,116	+2,548	+13,135	
<i>Mandalay Divn.</i>	849,361	779,756	733,758	578,057	+69,608	+46,997	+167,701	
27 Mandalay ...	356,621	340,770	366,507	375,055	+15,851	-25,737	-8,518	
28 Bhamo ...	112,960	107,811	79,515	41,939	+5,149	+23,236	+37,576	
29 Myittha ...	118,382	85,577	68,527	51,831	+32,805	+17,050	+16,666	
30 Katha ...	253,725	245,597	219,209	107,232	+8,128	+26,388	+111,977	
31 Putao ...	7,673	
<i>Sagaing Divn.</i>	1,358,032	1,274,827	1,081,656	818,463	+83,206	+193,172	+266,192	
32 Shwebo ...	391,234	356,363	286,891	230,779	+34,921	+69,472	+56,112	
33 Sagaing ...	326,908	312,111	277,763	241,642	+14,797	+34,342	+39,122	
34 Lower Chin-dwin.	342,880	316,175	276,383	233,316	+26,705	+59,792	+43,067	
35 Upper Chin-dwin.	186,881	170,622	153,423	110,723	+16,259	+17,199	+42,700	
36 Chin Hills ...	110,979	119,556	87,189	-9,477	+32,367	
<i>Meiktila Divn.</i>	1,197,771	1,127,688	962,739	870,188	+70,183	+164,849	+92,678	
37 Kyaukse ...	142,677	141,598	141,398	126,756	+1,079	+200	+14,642	
38 Meiktila ...	280,897	280,690	253,066	217,845	+9,207	+27,621	+35,221	
39 Yamethin ...	323,189	306,379	242,291	205,858	+16,810	+64,088	+36,433	
40 Myingyan ...	442,008	398,921	325,984	319,707	+43,087	+72,937	+6,277	
Eastern States	1,497,392	1,412,368	1,182,152	+85,024	+230,216	
41 Northern Shan States.	585,924	512,166	365,798	173,780	+73,758	+146,368	+348,420	
42 Southern Shan States.	847,618	836,574	770,561	+11,014	+66,013	
43 Karenni ...	63,850	63,628	45,793	+222	+17,835	

* Figures for Northern Shan States

Population since 1872.

Net Variation in period 1872-1921. Increase (+) decrease (-)	Males.						Females.						Serial No. of District or State (col. 1).
	1921.	1911.	1901.	1891.	1881.	1872.	1921.	1911.	1901.	1891.	1881.	1872.	
	13	14	15	16	17	18	19	20	21	22	23	24	
10,465,044	6,756,969	6,183,494	5,342,033	3,937,936	1,991,005	1,435,518	6,455,223	5,931,723	5,148,591	3,784,117	1,745,766	1,311,630	
+ 8,938,853	5,999,549	5,477,004	4,753,815	3,927,103	1,991,005	1,435,518	5,715,251	5,225,845	4,554,657	3,777,572	1,745,766	1,311,630	
+ 424,288	472,227	441,925	405,587	357,640	318,417	254,363	437,019	397,971	356,515	316,634	270,273	230,600	
+ 299,759	309,564	289,474	267,980	230,414	203,124	148,180	266,866	240,469	213,686	185,891	156,582	128,491	1
+ 12,124	10,790	11,405	10,557	7,900	7,167	4,784	10,124	10,829	10,125	7,028	7,932	4,006	2
+ 55,696	96,569	89,571	81,075	79,943	74,476	73,056	103,304	95,345	87,752	83,889	74,897	71,121	3
+ 56,704	55,304	51,475	45,975	39,683	33,350	28,343	56,723	51,328	44,952	38,826	31,832	26,982	4
1,466,688	1,268,914	1,142,831	1,000,468	828,932	672,148	456,038	1,060,379	943,166	830,242	701,602	550,407	396,687	
+ 243,217	236,689	208,111	174,587	126,001	91,504	62,374	105,273	85,205	70,843	56,079	42,672	36,371	5
+ 206,252	156,794	141,346	121,297	98,251	74,020	46,397	136,289	123,899	106,003	85,813	64,726	49,524	6
+ 249,303	201,043	183,331	162,941	136,910	109,065	66,195	167,581	147,238	134,074	107,147	73,542	49,126	7
+ 321,227	246,261	216,442	201,233	171,295	140,295	85,714	246,168	216,878	194,537	167,945	131,706	85,488	8
+ 345,282	235,324	204,888	162,148	114,862	92,500	54,136	210,296	177,278	137,443	97,254	73,620	46,202	9
+ 91,287	182,803	186,213	178,462	181,613	164,764	141,312	188,772	192,658	187,342	187,364	164,141	138,976	10
1,349,729	1,048,377	962,918	865,917	674,086	511,799	342,469	981,667	908,672	797,762	626,088	478,179	337,866	
+ 287,045	252,947	226,773	203,977	166,122	140,174	104,701	236,526	214,215	187,450	154,851	127,995	97,727	11
+ 294,167	273,439	264,319	241,557	219,729	182,732	124,774	277,181	268,038	243,001	217,891	181,167	131,979	12
+ 313,706	196,757	176,165	149,141	94,591	60,152	28,214	173,794	158,387	133,791	87,271	45,217	28,631	13
+ 205,664	168,513	155,715	145,122	112,956	83,440	65,318	161,593	149,358	133,187	100,782	89,875	59,124	14
+ 249,147	186,721	139,641	126,120	80,758	45,391	19,452	132,273	116,574	100,323	65,238	33,925	20,395	15
1,041,194	847,446	744,487	602,888	476,949	401,333	301,336	768,078	678,067	546,698	428,690	364,656	270,998	
+ 245,267	197,505	181,488	143,685	109,684	103,775	75,075	184,378	169,888	135,630	102,100	86,610	61,741	16
+ 242,262	26,811	24,741	19,464	16,521	15,509	13,509	235,668	217,181	183,373	14,918	14,500	12,608	17
+ 310,671	245,909	211,931	174,955	136,202	106,286	77,022	225,191	193,594	158,483	122,906	117,023	83,407	18
+ 287,962	223,348	198,130	163,930	128,211	104,659	75,714	194,562	169,488	136,243	105,328	76,079	54,234	19
+ 84,959	80,994	68,667	54,574	46,542	41,785	35,616	75,792	66,626	55,495	48,379	43,203	36,211	20
+ 88,273	72,878	59,530	49,280	38,789	29,319	24,400	62,587	51,894	42,464	34,959	27,240	22,799	21
...	709,454	686,929	640,737	499,776	738,078	671,338	583,816	538,747	
98,590	125,283	122,231	118,948	125,474	87,308	81,322	130,123	126,044	120,758	124,687	82,252	75,494	22
...	223,943	196,118	168,308	147,362	241,828	213,705	189,249	165,515	23
...	134,495	128,096	111,520	102,660	139,807	134,284	121,382	112,825	24
...	211,686	177,517	135,412	124,280	211,566	184,021	145,660	130,720	25
...	14,047	12,907	6,549	14,752	13,284	6,567	26
...	486,894	399,636	371,878	294,814	418,467	380,219	361,780	281,748	
...	182,999	170,750	183,374	184,392	173,622	170,020	183,133	190,663	27
...	56,888	55,528	41,530	23,346	56,072	52,283	37,985	18,593	28
...	63,419	47,863	36,956	29,569	54,963	37,714	31,571	22,262	29
...	128,444	125,395	110,118	57,007	125,281	120,202	109,091	50,225	30
...	4,144	3,529	31
...	646,009	601,861	606,619	378,684	718,028	672,976	576,188	487,879	
...	184,708	168,070	134,045	108,773	206,576	188,293	152,846	122,006	32
...	155,054	147,816	129,808	112,277	171,854	164,295	147,961	120,368	33
...	156,693	141,262	121,967	101,791	186,187	174,913	154,416	131,525	34
...	94,432	86,141	76,532	55,743	92,449	84,481	76,891	54,980	35
...	54,122	58,562	43,167	55,957	60,994	44,022	36
...	682,229	647,082	460,721	417,822	615,642	580,666	602,018	462,844	
...	70,449	68,950	69,399	62,828	72,228	72,648	71,999	63,928	37
...	137,573	134,807	119,608	102,419	152,324	145,883	133,458	115,426	38
...	160,913	152,504	119,753	102,980	162,276	153,875	122,538	102,878	39
...	313,294	199,771	151,961	149,595	228,714	208,150	174,023	170,112	40
...	757,426	708,496	588,218	739,972	705,878	593,934	
...	299,227	257,785	184,635	149,833	286,697	254,381	181,163	6,545	41
...	427,064	417,237	380,916	420,554	419,337	389,645	42
...	31,129	31,468	22,667	39,791	39,160	23,126	43

191 relates only to Mong Mit State; all other States omitted.

NOTE 10.—No areas enumerated in 1911 were omitted in 1921.

NOTE 11.—The areas omitted from the enumeration of 1921 were as follows:—

- (1) All Putao District except the eight Hkamti Lông Shan States and Fort Hertz.
- (2) Unadministered territory associated with the Upper Chindwin District.
- (3) Unadministered territory associated with the Hill District of Arakan, but not yet assigned to any administrative division; bounded on the east by the Haka subdivision of the Chin Hills District, on the north and west by the Lushai Hills and on the south by the Hill District of Arakan.
- (4) The uncontrolled portion of the Wa States.

NOTE 12.—The areas for which figures were obtained by estimation in 1911 or 1921 and the districts in which the corresponding figures are included in the table are shown in the following statement:—

Serial No.	DISTRICT,		1921.				1911.				
	Name.	Description of Area.	Kind of Enumeration	Persons.	Males.	Females.	Kind of Enumeration.	Persons.	Males.	Females.	
34	Upper Chindwin	Somra Tract ...	Estimated	7,636	3,719	3,917	Omitted	
40	Northern Shan States.	East Manglün	Do.	26,701	13,527	13,174	Do.	
		West Manglün	Non-synchronous.	20,597	10,436	10,161	Estimated	18,562	9,061	9,501	
		Kokang ...	Do.	31,820	16,461	15,359	Do.	25,604	13,389	12,215	
42	Karenni *	Brè Circle ...	Do.	3,365	1,566	1,799	}	Do.	5,717	2,606	3,111
		Wiwa Circle ...	Do.	3,144	1,501	1,643					
43	Pakòkku Hill Tracts.	Unadministered territory.	Estimated	8,756	4,207	4,549	Do.	9,123	4,478	4,645	

* Karenni was included in the Southern Shan States in the Census Tables of 1911. The Brè Circle was known in 1911 as the Tuchaung East Circle, while the Wiwa Circle of 1921 includes both the Wiwa and the Tuchaung West Circles of 1911. The Brè and the Wiwa Circles of 1921 together constitute the area described for the census of 1911 as the Brè Tract.

NOTE 13.—In the case of Rangoon Town there is some doubt about the adjustment required for the years 1872 and 1881. The present Rangoon Town District consists of Rangoon Town and the Rangoon River down to its mouth, and the population recorded for it consists of persons in Rangoon Town and persons enumerated on ships which were in the river on the night of the census or arrived in Rangoon within 15 days of that date without having been enumerated at any other Indian port. The Rangoon Town of 1891 differed from this by excluding a land area which had in that year a population of 1,756. The same area (and perhaps other areas) was excluded in 1872 and 1881, but it is not possible to discover the corresponding excluded population in those years for which therefore the population shown in the table for the Rangoon Town District is really that of Rangoon Town as it was constituted in those years. Any population which may have been in 1872 or 1881 on the area subsequently taken into Rangoon Town has thus been included in the figures of those years for the Insein and Hanthawaddy Districts.

IMPERIAL TABLE III.

Village-tracts and Census Towns Classified by Population.

NOTE 1.—Except as indicated in Note 2 below this table deals with village-tracts and not with villages. A village-tract is defined by law as the local area under the jurisdiction of a headman, including a village or group of villages and adjacent lands. In practice it may include no true village at all but only a number of small clusters of houses scattered through a comparatively extensive area. On the other hand a village may be shared by two or more village-tracts some of which may include parts or wholes of other villages. Some Census Towns (*see* Note 3 below) include more than one village-tract or include parts of one or more village-tracts. In every such case, if the same area is not to be counted twice, the number of village-tracts shown in this table must differ from the correct number of statutory village-tracts which is shown in Provincial Table I. Imperial Table I agrees with the present table.

NOTE 2.—For the Hill District of Arakan, the Chin Hills District, the Pakòkku Hill Tracts, the Eastern States and in all hill-tracts included in other districts, the figures given in columns 2, 4, 6, etc., represent villages. For other areas there is no record of the number of villages available; but the numbers of villages which have more than 40 or more than 100 houses are shown in Provincial Table I of this volume.

NOTE 3.—The *Census Towns* are a number of areas of an urban character arbitrarily selected and described as Census Towns for the purposes of Imperial Tables IV and V below. The selection includes all towns to which the Burma Towns Act applies and also all municipalities and notified areas and all cantonments, and some other areas in addition. Areas of an urban character which are not included are either smaller or less important than included areas or lack defined boundaries and administrative unity.

NOTE 4.—The description *Adventitious Population* in the last column of the table includes all persons who were not enumerated as residents of a village-tract or town. The term thus includes—

- (1) the inmates (not the staff) of jails, reformatories, hospitals, lunatic or leper asylums,
- (2) the inhabitants of military areas or of military police lines,
- (3) travellers enumerated in boats or trains or at railway stations or in camps or travelling on roads on which travellers were comparatively numerous, and all persons on boats and ships in ports who were not local shore residents,
- (4) persons (not local residents) assembled at a pagoda festival,
- (5) residents in such forest reserves (or other areas) as are not included in the ordinary village-tract administrative system nor in recognised forest villages,
- (6) railway construction camps,
- (7) other classes of persons enumerated away from home either in groups simultaneously assembled or at points where the number of such persons appearing successively justified the appointment of a special enumerator.


Visitors staying in hotels, etc., or with friends in private houses were treated as residents, as also were occasional travellers at places at which the appointment of special enumerators as described in item (7) above was not required.

NOTE 5.—The adventitious population shown in the last column of the table is excluded from the figures in columns 5 to 21. All Census Towns are thus classified according to their Normal Civil Population as shown in Part II of Imperial Table V.

NOTE 6.—The table covers the whole area of actual enumeration but does not take any account of the areas described in Notes 1 and 2 of Imperial Table I in which either an estimate was made without actual enumeration or no census was taken at all. For this reason the figures in column 2 for the Pakòkku Hill Tracts (and for all areas including these) differ from the corresponding figure of Imperial Table I.

TABLE III.—Village-Tracts and Census

Serial No.	District or State.	Total number of Census Towns and Village-Tracts outside Census Towns. (See Notes 1 and 2.)	Population.	Village-Tracts					
				Under 500.		500 to 1,000.		1,000 to 2,000.	
				Number.	Population.	Number.	Population.	Number.	Population.
	1	2	3	4	5	6	7	8	9
	Provincial Total ...	35,094	13,169,099	27,131	3,492,951	4,913	3,492,354	2,898	8,209,688
	Divisional Burma ...	16,832	11,698,403	8,522	2,135,540	4,823	3,433,985	2,385	8,191,261
	<i>Arakan Division</i> ...	1,446	909,249	735	217,278	495	349,059	194	262,117
1	Akyab ...	871	576,430	424	122,634	304	212,088	125	160,507
2	Hill District of Arakan ...	41	20,614	23	7,354	10	17,364	2	2,136
3	Kyaukpadaung ...	355	199,873	198	57,001	115	82,331	41	55,666
4	Sandoway ...	178	112,029	90	29,689	60	42,376	26	33,808
	<i>Pegu Division</i> ...	2,289	2,309,293	797	256,391	912	661,173	482	687,785
5	Rangoon Town ...	1	311,962
6	Insein ...	376	293,983	146	47,151	146	104,326	71	94,781
7	Hanthawaddy ...	470	364,624	185	61,648	195	138,683	79	103,592
8	Tharrawaddy ...	556	492,429	161	51,692	233	170,359	140	181,923
9	Pegu ...	440	445,620	117	36,348	169	125,931	117	157,387
10	Prome ...	416	371,575	188	60,152	169	121,874	75	100,162
	<i>Irrawaddy Division</i> ...	2,596	2,030,044	941	321,090	1,139	805,739	455	591,286
11	Bassein ...	601	489,473	276	91,246	324	227,244	86	107,894
12	Henzada ...	624	550,920	162	58,501	311	223,630	139	185,372
13	Myaungmya ...	591	370,551	299	101,059	223	155,299	61	79,060
14	Maubin ...	314	330,109	67	21,768	112	81,549	110	147,303
15	Pyawda ...	376	288,994	137	47,416	169	117,997	59	74,957
	<i>Tenasserim Division</i> ...	1,717	1,613,523	602	162,051	588	432,347	416	565,148
16	Toungoo ...	563	381,883	296	68,697	152	110,025	95	125,401
17	Salween ...	89	50,379	44	13,541	37	25,794	8	11,044
18	Thaton ...	387	471,100	62	20,358	140	100,599	143	109,750
19	Amherst ...	350	417,910	85	27,106	129	95,142	96	130,319
20	Tavoy ...	180	156,786	67	17,414	68	48,073	38	49,721
21	Mergui ...	148	135,405	48	14,885	60	44,414	36	48,913
	<i>Māgwe Division</i> ...	2,497	1,438,774	1,603	371,935	545	384,803	263	359,625
22	Thayetmyin ...	643	255,406	515	136,534	110	71,333	13	15,287
23	Pakokku ...	743	465,771	420	113,438	198	139,321	98	135,059
24	Minbu ...	311	271,302	166	44,414	90	66,523	63	85,361
25	Magwe ...	463	423,252	194	57,728	147	107,626	89	122,918
26	Pakokku Hill Tracts ...	302	20,043	302	19,821
	<i>Mandalay Division</i> ...	2,359	849,361	2,013	340,224	253	170,349	72	94,407
27	Mandalay ...	336	356,621	192	49,607	96	65,885	39	50,810
28	Bhamo ...	556	112,960	531	85,791	21	14,105	3	3,680
29	Myitkya ...	772	118,382	727	73,100	34	23,356	9	11,950
30	Katha ...	686	253,725	558	130,502	100	65,791	20	26,761
31	Putao ...	9	7,673	5	1,224	2	1,212	1	1,206
	<i>Sagaing Division</i> ...	2,224	1,850,396	1,349	325,751	624	370,888	274	362,611
32	Shwebo ...	614	391,284	351	95,826	186	131,127	77	103,350
33	Sagaing ...	283	326,008	70	24,707	106	78,770	82	107,933
34	Lower Chindwin ...	302	342,880	136	44,659	109	78,869	88	116,863
35	Upper Chindwin ...	466	179,245	357	83,674	85	57,938	21	27,538
36	Chin Hills ...	479	110,079	435	76,885	38	24,584	6	6,927
	<i>Meiktila Division</i> ...	1,236	1,197,771	482	141,820	369	280,127	229	328,282
37	Kyaukse ...	278	142,677	172	45,693	83	56,990	19	24,287
38	Meiktila ...	401	289,897	182	56,690	138	95,379	67	93,310
39	Yamethin ...	359	323,189	124	38,156	139	100,772	77	102,227
40	Myingyan ...	197	442,008	4	1,281	6	6,986	66	100,448
	Eastern States ...	18,722	1,470,691	18,609	1,346,411	20	58,389	18	18,425
41	Northern Shan States ...	6,613	559,223	6,569	506,209	35	22,739	5	6,833
42	Southern Shan States ...	11,417	847,618	11,558	785,825	47	30,968	7	10,038
43	Karenni ...	692	63,850	682	54,377	8	5,362	1	1,554



IMPERIAL TABLE IV.

Variation since 1872 of the Population of Census Towns.

NOTE 1.—The *Census Towns* are a number of areas of an urban character arbitrarily selected and described as Census Towns for the purposes of Imperial Tables IV and V. The selection includes all* towns to which the Burma Towns Act applies, and also all municipalities and notified areas and all cantonments, and some other areas in addition. Areas of an urban character which are not included are either smaller or less important than included areas or lack defined boundaries and administrative unity. In the present table the Census Towns are arranged in descending order of magnitude according to population.

NOTE 2.—The name of No. 21 is shown as Allanmyo, that being the name generally used by the Local Government; the municipal committee however uses the name Allanmyo-Ywataung for the same area.

NOTE 3.—In column 3, M is shown against towns which are Municipalities and N against those which are Notified Areas; T is shown against those which are administrative towns under the Burma Towns Act; C is shown against those which have a cantonment associated with them.

NOTE 4.—Zalun, Lemyethna, Sinbyugyun and Kindat, which were included in Table IV of 1911, have been excluded from the table.

NOTE 5.—The following towns have now been included in the table for the first time:—

35. Thongwa.	56. Mawlamyaing-	68. Yawnghwe.	75. Myingè.
40. Namtu-Panghai.	gyun.	70. Hsulpaw.	76. Kalaw.
41. Nyaunglebin.	58. Taunggyi.	71. Minhla.	77. Ye-u.
46. Zigôn.	60. Kêngtûng.	73. Tharrawaddy.	78. Mawlaik.
53. Pyu.	65. Nattalin.	74. Lashio.	79. Loilem.

No. 52, Kawkareik, which was omitted from the table of 1911, has also been included again.

NOTE 6.—The figures given for each town in this table include both the Normal Civil Population and the Adventitious Population as defined in Note 1 of Imperial Table V. The portion belonging to each of these classes in 1921 is shown by Parts II and III of that table.

NOTE 7.—The figures given for each town at each successive Census represent the population of the area recognized as the town at the census-dates.

In this respect the figures for Rangoon Town for 1901 and 1891, but not earlier years, differ from the corresponding figures shown in Table IV of the census of 1911, which had been adjusted to correspond to the area occupied by the Town in 1911, which was the same as that occupied by it in 1921; the population of that area in 1901 was 174,587 males and 70,843 females; in 1891 it was 126,001 males and 56,179 females.

The boundaries of Mandalay City have not been changed since 1891 except in 1917 when an area was added which in 1921 included 141 males and 83 females.

NOTE 8.—Figures for the population of Cantonments and Ports are included in those given in this table for the respective towns with which they are associated, but are shown separately in Note 16 on page 16. The names of such towns are marked with an asterisk in column 1.

NOTE 9.—The towns are grouped in classes according to their magnitude in 1921. Except for 1921 the totals given for each class in the various columns do not correspond to the specific towns which belonged to that class in 1921 but represent the total population enumerated at each census in towns of that magnitude. The same applies to the second line of the table.

NOTE 10.—As in the table of 1911 the figures given for No. 36 Pyapôn include the population of the Municipality and also that of the Civil Station which is outside although adjacent to the municipality and is also not subject to the Burma Towns Act although the municipality is. Figures for the civil station are given in the table of Note 16 on page 16.

NOTE 11.—The separate populations of Namtu and Panghai (see No. 40), which, though they form at present separate administrative units in different Shan states, make up a single block of residences, are also given in Note 16 on page 16.

NOTE 12.—At the census of 1901 the populations of railway premises were omitted in compiling the figures for the following towns. In the present table corrections have been made for this, and accordingly the figures shown in it for these towns for 1901 differ from those shown for the same year in the census tables of 1901 and 1911:—

10. Toungoo.	23. Shwebo.	41. Gyobingauk.
11. Myingyan.	25. Letpadan.	51. Thônè.
20. Sagaing.	32. Amarapura.	73. Tharrawaddy.

NOTE 13.—Similarly a correction has been made for the population in 1911 of No. 55 Myaungmya by excluding the population of the jail which is outside the town.

NOTE 14.—See also Notes 15 and 16 on page 16.

* It is not certain whether the Act applies to Zalun, which has been omitted (see Note 4).

Serial No.	Town.	District or State.	Municipality, Cantonment, etc. (See Note 3 on preceding page.)				Population.					
							1921.	1911.	1901.	1891.	1881.	1872.
			1	2	3	4	5	6	7	8	9	
	Total for all towns tabulated for 1921 ...				1,201,527							
	Total enumerated in towns above 10,000 ...				847,014	875,175	818,184	732,085				
	Class I, 100,000 and over ...				490,879	431,615	418,697	369,139				
1	Rangoon*	Rangoon	M	T	C	311,952	291,316	234,881	180,324	134,176	98,745	
2	Mandalay*	Mandalay	M	T	C	148,917	138,299	183,816	188,815			
	Class II, 50,000—100,000 ...				61,301	57,582	58,446	55,785	53,107	346,027		
3	Moulmein*	Amherst	M	T		61,301	57,582	58,446	55,785	53,107	46,473	
	Class III, 20,000—50,000 ...				156,330	170,022	140,046	118,379	90,949	81,845		
4	Bassain*	Bassain	M	T								
5	Akyab*	Akyab	M	T		42,863	37,084	31,864	30,177	28,147	26,088	
6	Tavoy	Tavoy	M	T		16,569	17,897	38,630	37,938	33,989	19,230	
7	Prome	Prome	M	T		27,480	25,074	22,371	15,099	13,372	14,469	
8	Heinzada	Heinzada	M	T		26,017	26,911	27,375	30,021	26,813	31,187	
	Class IV, 10,000—20,000 ...				238,504	213,957	198,995	188,787				
9	PakOkku	PakOkku	M	T								
10	Toungoo	Toungoo	M	T		19,507	20,010	19,456	19,972			
11	Myingyan	Myingyan	M	T		19,132	18,546	16,146	19,212		10,732	
12	Pegu	Pegu	M	T		18,931	16,379	16,205	19,790			
13	Mergui	Mergui	M	T		18,769	17,104	14,132	19,702	5,891	4,416	
	Class V, 5,000—10,000 ...				885,834							
14	Maymyo*	Mandalay	M	N	T	C	16,258	11,974	1,259	828		
15	Syiam	Hanthawaddy	M	T		15,191	10,877					
16	Thaton	Thaton	M	T		15,091	14,592	14,342	9,851	6,338		
17	Pylamana	Yamethin	M	T		14,886	14,794	14,388				
18	Ingein	Ingein	M	T		14,303	13,992					
19	Panngde	Prome	M	T								
20	Sakaling	Sakaling	M	T		14,154	12,104	11,105	10,233	6,787	8,630	
21	Allanmye	Allanmye	M	T		11,253	10,037	10,019	9,074			
22	Thayetmyo*	Thayetmyo	M	T		11,209	12,594	10,107	9,012	8,225	9,897	
23	Shwebo*	Shwebo	M	T	C	10,668	11,577	15,814	17,101	16,097	15,142	
24	Yeuangyang	Magwe	M	N	T	C	10,605	10,629	9,792	9,368		
	Class V, 5,000—10,000 ...				885,834							
25	Letpadan	Tharrawaddy	M	T		9,901	9,247	9,107	9,181			
26	Yandoo	Ma-ubin	M	T		9,344	12,530	12,779	20,238	775		
27	Monywa	Lower Chindwin	M	T		9,225	8,628	7,869	6,316	12,673	9,680	
28	Kyaukse	Pyapon	M	T		9,214	8,418					
29	Shwedaung	Prome	M	N	T	9,108	9,021	10,787	12,424	12,573		
30	Yamethin	Yamethin	M	T		8,869	8,083	8,680	6,584		12,684	
31	Melkitta*	Melkitta	M	N	T	C	8,863	7,076	7,203	4,155		
32	Amarapura	Mandalay	M	T		8,497	7,865	9,151	11,004			
33	Wakama	Myaungmya	M	T		8,447	7,031					
34	Mogok*	Katha	M	T		8,413	11,669	10,864				
35	Hthongwa	Hthantawaddy	M	T		8,183						
36	Pyapon†	Pyapon	M	T		8,107	7,066					
37	Magwe	Magwe	M	N	T							
38	Myanaung	Heinzada	M	T		7,819	4,987	6,232	6,673			
39	Bhamo*	Bhamo	M	T	C	7,793	8,331	6,381	5,469	5,416	8,696	
40	Namto-Panghal†	North Shan States	M	T		7,741	9,762	10,734	8,048			
41	Gyobingauk	Tharrawaddy	M	T		7,609	4,449					
42	Nyaunglehin	Pegu	M	T		7,606	7,420	6,083	3,008	8,17		
43	Kyaukse	Thaton	M	T		7,490	6,642					
44	Nyaung-u	Thaton	M	T		7,168	6,127	6,637	5,164	3,859		
45	Kyaukse	Myingyan	M	N	T							
46	Zigon	Heinzada	M	T		7,004	5,726					
47	Kyaukse	Tharrawaddy	M	T		7,004	8,386	7,185	8,116	7,365	8,477	
48	Kyaukse	Bassain	M	N	T	6,916	5,218					
49	Salia	Minbu	M	T		6,910	5,479					
50	Ma-ubin	Ma-ubin	M	T		6,834	7,847	7,937	10,345			
51	Ngathalongyaung-Daung-Thone†	Bassain	M	T		6,812	7,021	6,981	5,387	1,367		
52	Kawkaik	Tharrawaddy	M	T		6,751	7,188	5,608				
53	Pya	Amherst	M	N	T	6,504	6,939	6,648	3,257	1,505		
54	Taungdwingyi	Toungoo	M	N	T	6,451	5,599	3,919	3,097			
55	Myaungmya	Magwe	M	T		6,306	6,402	5,941	5,687			
56	Mawlaikyaung	Myaungmya	M	T		6,280	5,461	4,711	9,929			
57	Kyaukse	Myaungmya	M	N	T	6,215	5,401					
58	Taungyi	Kyaukse	M	T		6,107	5,877	5,430	7,201			
59	Shwegyin	South Shan States	M	N	T	6,016	5,880					
60	Kangtung	Toungoo	M	T		5,758	8,037	7,616	8,754	7,519	7,871	
61	Dedaye	South Shan States	M	T		5,718	5,742					
62	Minbu	Pyapon	M	T		5,585	6,189					
63	Bogaic	Minbu	M	T		5,403	5,501	5,780	7,270			
	Class VI, under 5,000 ...				88,679							
64	Myitkyna	Myitkyna	M	T								
65	Natalia	Tharrawaddy	M	N	T	4,956	5,663					
66	Danubyu	Ma-ubin	M	N	T	4,898	4,105					
67	Pyawbwe	Yamethin	M	N	T	4,862	7,095					
68	Yawngwe	South Shan States	M	N	T	4,704	4,571					
69	Kyaukse	South Shan States	M	N	T	4,173						
70	Halpaw	North Shan States	M	T		3,884	3,723	3,145	3,548	3,225		
71	Minbu	North Shan States	M	T		3,949	5,125					
72	Sandoway	Tharrawaddy	M	N	T	3,829						
73	Tharrawaddy†	Tharrawaddy	M	N	T	3,781	3,266	2,845	2,531	1,617		
74	Lashio	North Shan States	M	N	T	3,623	3,246					
75	Myitga	Mandalay	M	N	T	3,448	4,053					
76	Kalaw	South Shan States	M	N	T	3,439						
77	Ye-u	Shwebo	M	N	T	3,272						
78	Mawlaik	Upper Chindwin	M	N	T	3,242						
79	Lollem	North Shan States	M	N	T	2,418						
					998							

* See Notes 8 and 16.

† See Notes 10 and 16.

‡ See Note 6.

§ See Notes 22 and 26.

¶ The figures given for Mogok in 1901 are possibly deficient.

NOTE 15.—The figures given for No. 39 Bhamo in 1921 exclude passengers on steamboats which reached the town the morning after the census; this was probably but not certainly the case also in 1911. Similarly the figures given for No. 67 Pyawbwe in 1921 exclude 532 males and 220 females in the military police lines, for which the corresponding figures were probably but not certainly included in 1911; these lines are outside the town.

NOTE 16.—The following table gives details for the cantonments and ports associated with certain towns and for divisions of Pyapon and of Namtu-Panghai. (See Notes 8, 10 and 11 above.) For 1921, the description *Port* corresponds throughout to persons enumerated in vessels within the limits of the port (which may extend beyond the limits of the town) and excludes all enumerated on shore; it is believed the same holds good for earlier years. The division of the Rangoon Cantonment is into civil and military areas, not civil and military population; and all compounds of military quarters are included in the military area. In the case of Mandalay the whole of the Fort, including the jail and other areas not associated with military purposes, is regarded as a military area. Maymyo and Meiktila Cantonments include only purely military areas. In the case of Thayetmyo the figures given for the Sudder Bazaar include all the Cantonment except the military lines; in 1921 there was no longer any garrison. At Shwebo also there was no longer any garrison in 1921. Bhamo Cantonment in 1921 included a civil area which had a population of 258 persons, of whom 154 were males and 104 females.

No.	Town.	Division of Town.	Persons.				Males.				Females.			
			1921.	1911.	1901.	1891.	1921.	1911.	1901.	1891.	1921.	1911.	1901.	1891.
1	Rangoon*	Cantonment— Civil Military	3,897 2,574	8,381	13,721	14,556	2,870 1,670	6,292	9,095	10,852	1,027 904	2,089	4,626	3,704
		Port	13,801	9,968	10,641	7,747	13,400	9,681	10,393	7,574	401	287	248	173
		Remainder	321,690	274,967	210,519	158,021	218,740	192,138	146,057	106,341	102,941	82,829	64,462	51,680
2	Mandalay	Cantonment— Civil Area Military Lines and Fort.	9,513 4,565	10,405 2,980	16,095	18,744	4,903 3,758	5,540 2,362	9,922	11,921	4,610 807	4,865 618	6,173	6,823
		Remainder	134,839	124,914	167,721	170,071	69,102	61,816	83,661	81,582	65,737	63,098	84,060	88,489
3	Moulmein	Port	3,646	57,582	2,252	3,135	3,586	35,130	2,248	3,069	60	22,452	4	66
		Remainder	57,655	57,582	56,194	52,650	34,490	34,442	31,183	31,183	83,865	21,752	21,467	
4	Bassein	Port	3,581	37,081	492	399	3,276	24,246	476	398	245	12,835	16	1
		Remainder	39,042	37,081	31,372	29,778	25,130	19,946	18,615	13,912	11,426	11,163		
5	Akyab	Port	7,246	37,893	3,993	5,979	7,185	29,509	3,988	5,945	61	8,384	5	34
		Remainder	29,323†	37,893	31,687	31,959	20,508	23,593	23,263	23,263	8,815	8,094	8,696	
14	Maymyo	Cantonment	3,719	11,974	1,259	228	3,903	8,008	1,037	226	816	3,966	222	3
		Remainder	12,839	11,974	13,215	12,883	7,846	7,181	6,491	4,495	4,495	5,203	6,034	
22	Thayetmyo	Sudder Bazaar Military Lines Remainder	690 — 10,078	11,577	1,081 1,528 13,215	4,218	319 — 5,583	6,374	533 1,387 7,181	3,363	371 — 4,495	5,203	548 141 6,034	855 — 6,302
23	Shwebo	Cantonment	894	10,629	1,751	936	442	6,039	1,397	558	452	4,570	354	3,810
		Remainder	9,711	10,629	8,041	9,368	5,243	4,113	4,113	4,468	3,928	3,928		
31	Meiktila	Cantonment	1,637	7,076	1,011	686	1,316	3,085	834	597	321	3,091	177	89
		Remainder	7,231	7,076	6,192	3,469	3,924	3,453	1,840	3,307	2,739	2,739		
36	Pyapon	Municipality Civil Station	7,659 448	7,066	—	—	4,536 341	4,126	—	—	3,193 107	2,905	—	—
39	Bhamo	Cantonment	1,213	9,762	1,600	1,184	1,009	6,703	1,476	1,155	104	3,039	124	89
		Remainder	6,528	9,762	9,134	6,864	3,924	3,653	4,392	4,392	2,604	3,481	3,481	
40	Namtu-Panghai	Total Namtu Panghai	7,699 5,463 2,236	449 265 84	Uncertain	No Census	6,031 4,524 1,507	241 160 81	Uncertain	No Census	1,668 939 729	208 105 103	Uncertain	No Census

* The corresponding figures for Rangoon in 1881 were:—

	Persons.	Males.	Females.
Cantonment	9,682	6,973	2,677
Port	9,388	8,855	533
Remainder	115,156	75,674	39,482

† These figures for the Remainder of Akyab Town include 5,207 males chiefly employed in rice mills who were only present temporarily and proposed to leave the town shortly after the Census.

It should be noted that some lands were transferred between the Cantonment and Municipality in 1897, 1901, 1902, 1903, 1907, 1908 and 1910.

IMPERIAL TABLE V.

Population of Census Towns classified by Religion

NOTE 1.—In all the three parts in which this table has been constructed the census towns tabulated in Imperial Table IV (and defined in Note 3 of that table) have been arranged according to the division and district in which they are situated. In Part I the population shown for each town in 1921 in Imperial Table IV is classified by religion. These numbers include not only persons actually present in the town on the night of the census but also some persons who although they did not reach the town at any time that night were enumerated in some special circumstances, e.g., as travellers in boats or trains, which resulted in the record of the enumeration being collected, according to the usual custom, with those of the town. In Parts II and III the numbers tabulated in Part I are tabulated again after division into two parts described as the *Normal Civil Population* and *Adventitious Population* respectively. The latter term includes all population of the classes described in Note 4 of Imperial Table III, of which the following are the most important in census towns—

- (1) the inmates (not the staff) of jails, reformatories, hospitals, lunatic or leper asylums,
- (2) the inhabitants of Military Areas or of Military Police Lines,
- (3) travellers enumerated in boats or trains or at railway stations or in camps or travelling on roads on which travellers were comparatively numerous, and all persons on boats or ships in ports who were not local shore residents,
- (4) persons (not local residents) assembled at a pagoda festival,
- (5) In the case of Akyab town the male temporary immigrants present in the town on the date of the census, numbering 2,483 Hindus and 2,724 Mahomedans.

Visitors staying in hotels, etc., or with friends in private houses have been included in the Normal Civil Population.

NOTE 2.—In Part I of the table the classification is strictly by religion; but in Parts II and III all persons of Christian races have been tabulated as Christians whether they profess the Christian religion or not. The numbers of such persons are as follows:—


Totals by Religion.					Details by Towns.				
Area.	Religion, etc.	Persons.	Males.	Females.	Town.	Religion, etc.	Persons.	Males.	Females.
The whole Province.	Agnostic ...	17	15	2	1 Rangoon	Agnostic ...	10	10	...
	Atheist ...	1	1	...		Buddhist ...	21	11	10
	Buddhist ...	30	14	16	15 Syriam	Freethinker ...	9	7	2
	Freethinker ...	9	7	2		Atheist ...	1	1	...
	Theosophist ...	1	1	...		Buddhist ...	9	3	6
					7 Prome	Agnostic ...	6	4	2
					64 Myitkyina	Theosophist ...	1	1	...
					Agnostic ...	1	1	...	
	Total ...	58	38	20					

NOTE 3.—In Part I separate figures are given for every religion; a few religions have been grouped under the heading *Other Religions* in columns 40, 41 and 42, but details of these are given on page 22. In Parts II and III all the religions of comparatively few adherents are grouped together under the description *Others*.

NOTE 4.—The serial numbers in column 2 (a) of Part I are taken from column 2 of Imperial Table IV and therefore indicate the position of each town in the descending order of magnitude. In the last column of the same table are given the serial numbers of Parts II and III.

NOTE 5.—Notes 1 to 9 inclusive and Note 15 prefixed to Imperial Table IV apply to this table, except as regards the order in which the towns are shown.

NOTE 6.—The populations of Cantonments are included in those of the town with which they are associated but are separately tabulated on page 22. The towns concerned are indicated by C in column 3. In this connection Note 16 of Imperial Table IV should be consulted.



50316

IMPERIAL TABLE V, PART I.—Census-Towns arranged

Table with 15 columns: District and Division, Town Name, Municipality, Total Population (Persons, Males, Females), Buddhists (Persons, Males, Females), Animists (Persons, Males, Females), Hindus (Persons, Males, Females). Rows include Provincial Total, Divisional Burma, Arakan Division, Pegu Division, Irrawaddy Divn., Tenasserim Divn., Magwe Division, Mandalay Divn., Sagalng Division, Meiktila Division, Eastern States, N. Shan States, and S. Shan States.

See the note at the foot of page 21.

IMPERIAL TABLE V, PART II.—Normal Civil Population of Census Towns.

Table with columns: District and Division, Town, TOTAL (Persons, Males, Females), BUDDHISTS (Males, Females), ANIMISTS (Males, Females), HINDUS (Males, Females), MAHOMDANS (Males, Females), CHRISTIANS (Males, Females), OTHERS (Males, Females). Rows include Provincial Total, Arakan Division, Pegu Division, Irrawaddy Divn., Tenasserim Divn., Magwe Division, Mandalay Divn., Sagaing Division, Melikilla Division, and Eastern States.

* See the notes at the foot of page 21; there is no adventitious population.

Details for Other Religions in Census Towns in Imperial
Table V, Part I (see Note 3 on page 17).

Town.			Persons.	Males.	Females.	Town.				
Serial No.	Name.	Serial No.				Name.	Persons.	Males.	Females.	
Zoroastrians.						Agnostics.				
	<i>Total</i> ...		841	204	137		<i>Total</i> ...	19	17	2
5	Akyab ...		18	14	4	1	Rangoon Town ...	10	10	...
1	Rangoon Town ...		203	153	111	7	Prome ...	6	4	2
15	Syriam ...		4	1	3	22	Thayetmyo ...	1	1	...
18	Insein ...		4	2	2	64	Myitkyina ...	1	1	...
25	Letpadan ...		1	1	...	30	Yamethin ...	1	1	...
10	Toungoo ...		5	3	2		Atheists.			
6	Tavoy ...		3	2	1		<i>Total</i> ...	6	6	...
2	Mandalay City ...		34	24	10		Rangoon Town ...	4	4	...
32	Amarapura ...		1	...	1	1	Syriam ...	1	1	...
14	Maymyo ...		7	4	3	15	Freethinkers.			
39	Bhamo ...		1	1	...		Rangoon Town ...	19	11	8
	Shintoists.						Theosophists.			
	<i>Total</i> ...		44	31	13		<i>Total</i> ...	2	2	...
1	Rangoon Town ...		32	30	2		Rangoon Town ...	1	1	...
2	Mandalay City ...		5	1	4		Prome ...	1	1	...
14	Maymyo ...		7	...	7	7				...

Population of Cantonments Classified by Religion (see Note 6 on page 17).

Cantonment.	Total Population.			Buddhists.		Animists.		Hindus.		Mahomedans.		Christians.		Others.	
	All.	Males.	Females.	Males.	Females.	Males.	Females.	Males.	Females.	Males.	Females.	Males.	Females.	Males.	Females.
1	2	3	4	5	6	7	8	9	10	11	12	13	14	15	16
Rangoon ...	6,471	4,540	1,931	575	509	34	12	1,980	779	530	118	1,393	508	28	5
<i>Civil Area</i> ...	3,897	2,870	1,027	81	57	1,345	559	325	65	1,118	345	1	1
<i>Military Area</i> ...	2,574	1,670	904	494	452	34	12	635	220	205	53	275	163	27	4
Thayetmyo ...	690	319	371	122	180	2	10	131	129	27	21	37	31
Mandalay ...	14,078	8,661	5,417	5,580	4,443	73	7	1,246	396	1,153	339	430	184	189	48
<i>Civil Areas outside Fort</i> ...	9,513	4,903	4,610	4,014	4,092	10	4	464	223	282	205	54	56	79	30
<i>Civil Areas within Fort</i> ...	778	510	268	146	113	8	1	182	76	87	34	66	40	21	4
<i>Fair Staff</i> ...	114	85	29	14	16	57	5	7	5	3	3
<i>Fair Prisoners</i> ...	1,228	1,214	14	1,063	12	55	2	30	...	50	...	12	...	4	...
<i>Military Areas</i> ...	2,445	1,249	496	339	210	513	92	727	95	285	85	85	14
Maymyo ...	3,719	2,903	816	158	128	788	45	882	394	181	45	890	204	4	...
Shwebo ...	894	442	452	217	294	4	3	101	48	111	102	8	5	1	...
Mpikilla ...	1,637	1,316	321	750	164	1	...	161	65	57	33	232	36	115	23
Bhamo ...	1,213	1,009	204	96	100	36	...	100	32	403	39	14	2	360	31
<i>Civil Area</i> ...	258	154	104	80	89	25	...	36	11	130	4
<i>Military Area</i> ...	955	855	100	16	11	11	...	64	21	403	39	14	2	347	27

Details for Namtu-Panghai.

(Column-headings as in Cantonment Statement above.)

1	2	3	4	5	6	7	8	9	10	11	12	13	14	15	16
Total ...	7,699	6,031	1,668	1,429	1,059	1,082	82	2,328	208	785	214	300	168	137	37
<i>Namtu</i> ...	5,403	4,534	939	693	440	550	29	2,222	172	649	98	293	168	117	32
<i>Panghai</i> ...	2,236	1,507	729	736	619	532	53	106	36	136	16	7	...	20	5

IMPERIAL TABLE VI-A.

Religion.

NOTE 1.—Table VI-A classifies by religion the population actually enumerated throughout the province, and omits, besides the population of the areas shown in Note 11 of Table II as entirely omitted from the Census, the population of the following areas in which no complete enumeration was made but only an estimate:—

Administration.		Description of Area.	Persons.	Males.	Females.
26	Pakòkku Hill Tracts	Unadministered Territory.	8,756	4,207	4,549
35	Upper Chindwin District.	Somra Tract	7,636	3,719	3,917
41	Northern Shan States	East Manglin ...	26,701	13,527	13,174

The succeeding table, numbered VI-B, classifies according to race the adherents shown in the present table for each of the principal religions, and for some races distinguishes those born in Burma from those born elsewhere. A later table, XIII, classifies by religion the population of each race.

NOTE 2.—Details for the various religions represented by columns 38, 39 and 40 of this table under the heading *Remainder* are given in a subsidiary table on page 26.

NOTE 3.—In this table the classification is strictly by religion, in which respect it differs from the corresponding table of the census of 1911, in which the figures given for Christians included, besides all Christians, all non-Christian members of Christian races; but, with the aid of Note 2 prefixed to the table of 1911, comparison with the present table can easily be made. (Allowance should be made however for ten European Buddhist males tabulated in Table VI of 1911 as Buddhists but omitted from Note 2 of that table.) Non-Christian members of Christian races included in the figures for each religion in the present table are as shown in the sub-table below. Of these 2 male Agnostics and 9 male Buddhists in Rangoon, 1 male Freethinker and 2 male Buddhists in Hanthawaddy, and all the female Buddhists described themselves as Anglo-Indian by race; while all the others returned a European or allied race (as defined in Note 1 of Imperial Table XVI).

Totals by Religion.					Details by Districts				
Area.	Religion.	Persons.	Males.	Females.	District.	Religion	Persons.	Males.	Females.
The whole Province.	Agnostic	20	18	2	5 Rangoon Town.	Agnostic	10	10	0
	Atheist	1	1	0		Buddhist	21	11	10
	Buddhist	31	15	16	Freethinker	9	7	2	
	Freethinker	12	9	3	7 Hanthawaddy	Atheist	1	1	0
	Theosophist	1	1	0	Buddhist	9	3	6	
	Unitarian	1	1	0	Freethinker	2	2	0	
	Total ...	65	45	20	9 Pegu ...	Buddhist	1	1	0
..					10 Prome ...	Agnostic	7	5	2
					Theosophist	1	1	0	
					23 Pakòkku ...	Agnostic	1	1	0
					29 Myitkyina	Agnostic	1	1	0
				32 Shwebo ...	Unitarian	1	1	0	
				36 Chin Hills	Agnostic	1	1	0	

NOTE 4.—The classification by religion of the population of the town of Mandalay is given in Imperial Table V with further details by race in Tables VI-A and XIII. Rangoon Town constitutes the Rangoon Town District for which statistics are given in this table as for other districts.



Details for Religions included in columns 38, 39 and 40 of the Table.

I.—Totals for the Province.

Religion.	Persons.	Males.	Females.
Zoroastrians ...	380	229	151
Shintoists ...	45	31	14
Unitarians ...	1	1	0
Agnostics ...	22	20	2
Atheists ...	6	5	1
Freethinkers ...	13	13	0
Theosophists ...	2	2	0
Total ...	477	301	176


II.—Details for each Religion.

Zoroastrians.					Agnostics.				
Serial No.	District.	Persons.	Males.	Females.	Serial No.	District.	Persons.	Males.	Females.
Total ... 380 229 151					Total ... 22 20 2				
1	Akyab	23	19	4	5	Rangoon Town	10	10	0
5	Rangoon Town	263	152	111	10	Prome	7	5	2
6	Insein	7	4	3	22	Thayetmyo	1	1	0
7	Hanthawaddy	19	10	9	23	Pakokku	1	1	0
8	Tharrawaddy	2	2	0	29	Myitkyina	1	1	0
15	Pyawon	4	4	0	36	Chin Hills	1	1	0
16	Toungoo	5	3	2	39	Yamethin	1	1	0
18	Thaton	2	1	1	Atheists.				
20	Tavoy	3	2	1	Total ... 6 5 1				
24	Minbu	1	1	0	5	Rangoon Town	4	4	0
27	Mandalay	48	28	20	7	Hanthawaddy	1	1	0
28	Bhamo	1	1	0	42	Southern Shan States	1	0	1
33	Sagaing	1	1	0	Freethinkers.				
41	Northern Shan States	1	1	0	Total ... 13 13 0				
Shintoists.					Theosophists.				
Total ... 45 31 14					Total ... 2 2 0				
5	Rangoon Town	32	30	2	5	Rangoon Town	1	1	0
25	Magwe	1	0	1	10	Prome	1	1	0
27	Mandalay	12	1	11	Unitarian.				
Total ... 1 1 0					Total ... 1 1 0				
32	Shwebo	1	1	0					

IMPERIAL TABLE VI-B.

Religion with further Classification by Race and Birthplace.

- NOTE 1.**—This table divides according to broad racial classes the figures of Imperial Table VIA for the Buddhist, Animist, Hindu, Sikh, Arya, Brahma and Mahomedan religions and further classifies the persons of some of these classes according as they were born in Burma or elsewhere. Regarding other religions Note 2 below should be consulted.
- NOTE 2.**—The Confucians tabulated in Imperial Table VIA were all Chinese. For Christians a racial classification is given by Imperial Tables XV and XVI, further details for some races being given in Imperial Table XIII. The others omitted from the table are the Jains, Jews, Shintoists, Zoroastrians, Unitarians, Agnostics, Atheists, Freethinkers and Theosophists, amounting in all to 1,754 males and 993 females.
- NOTE 3.**—For details regarding the separate races included in the headings of the several columns of this table reference should be made to Imperial Table XIII.
- NOTE 4.**—Part V of Imperial Table XIII exhibits in another way the relation between religion and race for the province as a whole.
- NOTE 5.**—The non-Christian Europeans and Anglo-Indians who are the subject of Note 3 of Imperial Table VIA are classified in this table, as in that, according to their personal religion.
- NOTE 6.**—The census town of Rangoon is the same as Rangoon Town District.
- NOTE 7.**—The figures given in this table for Mandalay District include the corresponding figures for Mandalay City which are given immediately below them and are related in the manner described in Note 1 above to the figures for Mandalay City in Imperial Table V.



District or State.		BUDDHISTS.									
		Burma and Mon Race Group S and Buddhist Zerbadi.		Karens.		Other Indigenous Races.		Chinese.		Others.	
		Males.	Females.	Males.	Females.	Males.	Females.	Males.	Females.	Males.	Females.
Serial No.		2	3	4	5	6	7	8	9	10	11
	Provincial Total ...	4,382,832	4,555,629	475,514	468,364	641,893	641,531	19,282	9,677	6,198	1,583
	Divisional Burma ...	4,293,455	4,469,248	397,057	388,985	217,905	216,332	18,474	9,540	5,958	1,543
	Arakan Division ...	288,845	296,081	20	2	5,105	4,791	108	19	1,680	543
1	Akyab ...	154,387	151,387	3,771	3,495	75	13	1,489	593
2	Hill District of Arakan ...	1,076	985	9	3	135	17
3	Kyaukpyu ...	84,822	93,517	39	39	7	1	33	3
4	Sandoway ...	48,600	50,192	20	2	1,286	1,204	26	5	23	...
	Pegu Division ...	845,601	856,297	49,537	50,491	17,857	16,354	8,050	4,221	1,658	433
5	Rangoon Town ...	51,980	49,624	165	144	222	255	4,975	3,185	746	275
6	Insein ...	107,110	103,922	11,692	12,225	2,849	2,811	495	131	222	24
7	Hanthawaddy ...	131,926	128,442	13,993	13,296	3,921	3,072	440	138	272	63
8	Tharrawaddy ...	216,504	225,552	10,135	10,233	2,314	2,132	494	159	30	5
9	Pegu ...	172,534	170,302	12,734	12,748	4,043	3,448	1,533	591	342	63
10	Prome ...	165,547	177,455	1,713	1,845	4,908	4,630	113	17	46	3
	Irrawaddy Division ...	763,256	767,444	147,831	146,659	2,694	2,257	2,797	762	1,158	168
11	Bassein ...	173,100	173,084	39,210	40,968	560	427	641	213	300	43
12	Henzada ...	235,829	247,138	18,899	19,423	1,739	1,593	428	129	132	11
13	Myaungmya ...	122,274	116,729	42,075	42,068	101	99	589	122	221	37
14	Ma-ubin ...	109,586	115,771	40,991	36,545	39	48	478	46	219	39
15	Pyapon ...	122,467	114,722	7,550	7,655	255	180	661	252	286	38
	Tenasserim Division ...	457,651	450,874	198,844	191,253	26,926	23,099	6,055	3,992	801	279
16	Toungoo ...	124,928	126,181	16,028	14,710	8,179	7,107	358	134	290	65
17	Salween ...	1,116	799	10,722	9,510	2,495	1,581	42	...	38	24
18	Thaton ...	91,160	89,026	121,781	118,445	4,106	3,431	1,438	811	95	30
19	Amherst ...	130,928	125,778	40,818	39,156	6,853	6,192	2,681	2,438	209	122
20	Tavoy ...	68,144	68,689	3,727	3,655	50	20	625	154	66	16
21	Mergui ...	41,375	40,401	5,568	5,777	5,243	4,768	911	455	103	16
	Magwe Division ...	645,311	686,237	58	23	21,509	22,949	161	22	158	18
22	*Thayetmyo ...	111,725	118,044	20	11	4,879	4,946	33	2	55	11
23	Pakokku ...	212,661	231,463	10	...	7,747	8,198	35	1	42	1
24	Minbu ...	120,853	128,030	16	12	8,129	8,791	26	7	15	...
25	Magwe ...	199,980	208,651	12	...	754	1,014	67	12	40	6
26	Pakokku Hill Tracts ...	86	43
	Mandalay Division ...	213,728	218,296	134	23	101,712	102,525	920	355	366	59
27	Mandalay ...	142,720	151,210	7	11	3,000	1,823	309	66	169	12
	Mandalay City ...	56,451	58,217	6	11	182	86	120	26	52	3
28	Bhamo ...	11,302	10,612	11	...	16,804	16,882	54	107	22	28
29	Myitkyina ...	4,745	2,800	20	2	16,676	15,462	92	7	54	12
30	Katha ...	51,917	53,566	96	10	62,406	65,151	451	171	113	5
31	Putao ...	44	18	2,826	3,207	14	4	8	2
	Sagaing Division ...	526,383	597,868	60	19	41,760	43,809	175	70	58	4
32	Shwebo ...	177,230	201,085	29	16	20	14	52	2	16	...
33	Sagaing ...	151,105	169,115	27	...	353	373	16	3	23	1
34	Lower Chindwin ...	154,462	185,450	...	2	19	9	68	40	8	2
35	Upper Chindwin ...	43,531	42,192	4	1	41,368	43,213	5	...	6	2
36	Chin Hills ...	55	26	34	19
	Meiktila Division ...	558,180	497,151	773	515	842	748	208	99	84	29
37	Kyaukse ...	66,124	68,723	1	...	75	58	57	19	20	5
38	Meiktila ...	131,984	149,200	61	191	64	22	40	2	35	13
39	Yamethin ...	144,540	151,413	711	322	700	665	107	63	28	16
40	Myingyan ...	210,532	227,809	...	2	3	3	4	15	1	5
	Eastern States ...	89,377	86,881	78,457	79,879	428,488	425,199	808	137	180	40
41	Northern Shan States ...	17,442	14,975	685	380	189,979	191,972	289	110	...	10
42	Southern Shan States ...	70,609	70,358	75,865	77,259	220,374	226,920	476	25	...	20
43	Karenni ...	1,326	1,048	1,907	1,740	7,135	6,208	43	8

* Also includes 10 male and 7 female Buddhist Kamans and 1 female Buddhist Thinchl.

further classification, by Race and Birthplace.

ANIMISTS.								HINDUS.				SIKHS, ARYAS AND BRAHMOS.				Serial No. of District, etc. (Column 1).
Indigenous Races.		Chinese.		Indian Races.				Born in Burma.		Born outside Burma.		Born in Burma.		Born outside Burma.		
Males.	Females.	Males.	Females.	Born in Burma.		Born outside Bur.		Males.	Females.	Males.	Females.	Males.	Females.	Males.	Females.	
12	13	14	15	16	17	18	19	20	21	22	23	24	25	26	27	
299,467	299,855	70,716	32,624	751	546	4,254	874	52,635	44,870	325,542	61,385	506	455	3,743	857	
197,589	200,498	40,877	10,778	744	546	4,216	861	51,559	43,883	315,957	60,028	497	445	3,547	823	
38,134	36,442	504	156	45	32	285	3	985	843	13,763	713	14	12	24	4	
18,456	17,514	384	136	40	30	244	2	834	725	12,567	593	14	12	24	4	1
9,102	8,942	5	2	2	1	116	93	291	70	2
8,317	7,743	81	16	16	...	25	3	581	22	3
2,859	2,443	39	4	23	...	10	17	321	28	4
2,656	2,602	12,087	3,624	424	295	2,126	612	24,911	20,865	171,042	35,712	134	109	1,176	320	
6	9	2,110	725	6	9	14	4	6,721	5,909	95,592	16,780	78	59	829	183	5
217	273	2,099	577	8	2	34	1	3,016	2,567	15,856	3,419	19	12	71	29	6
55	55	2,720	803	217	114	1,005	233	6,198	5,531	28,867	6,430	12	13	142	60	7
162	137	1,351	348	17	16	70	28	805	672	6,017	1,085	...	5	34	7	8
1,184	1,102	2,795	869	112	96	442	107	7,442	6,041	20,112	7,261	17	14	63	20	9
1,032	1,026	992	502	64	58	561	239	429	315	3,998	737	8	6	37	21	10
309	381	10,206	2,546	90	56	1,157	115	4,334	3,035	41,831	5,247	6	11	28	14	
54	60	2,422	583	2	...	218	17	805	589	12,346	1,207	11
21	33	1,138	278	8	...	464	19	622	401	5,090	590	6	10	23	12	12
22	15	2,950	687	19	7	301	20	484	379	8,060	610	13
210	257	932	208	30	7	72	20	457	353	5,497	526	...	1	4	2	14
1	16	2,764	790	31	34	102	33	1,966	1,313	10,838	2,314	1	...	15
22,710	22,481	9,741	2,394	112	116	418	78	12,110	10,520	44,570	9,189	7	2	60	22	
9,364	8,855	1,665	482	21	42	218	52	3,088	2,907	10,228	3,352	1	...	8	6	16
11,170	11,206	30	1	30	21	277	27	17
30	48	1,434	557	68	63	83	20	1,196	3,725	10,598	2,593	3	...	18
78	135	2,304	848	19	11	45	2	4,466	3,617	15,002	2,330	3	1	31	11	19
352	516	1,841	63	1	...	164	120	2,789	246	3	1	10	3	20
1,716	1,721	2,467	443	4	...	71	4	166	130	5,676	041	8	...	21
18,226	19,254	1,256	280	43	34	108	14	1,009	724	9,662	814	37	27	208	58	
5,435	5,427	243	76	37	33	10	8	305	302	1,040	239	2	3	22
1,561	1,554	191	35	4	...	97	46	605	94	4	6	65	10	23
2,229	2,158	391	82	101	109	1,591	134	28	13	76	28	24
2	2	431	87	6	1	94	6	362	245	6,307	329	5	8	60	17	25
9,599	10,113	24	22	119	18	26
59,646	61,611	5,279	1,361	27	9	97	87	5,588	5,673	20,794	5,219	146	158	1,342	229	
856	80	1,379	299	5	2	31	16	3,499	3,762	12,092	2,708	100	96	547	109	27
84	16	1,220	262	4	2	12	12	2,112	2,470	5,322	1,091	50	42	379	64	28
21,198	25,110	654	399	4	183	132	914	168	42	37	580	72	29
32,306	32,545	1,816	247	1	...	12	...	1,330	1,276	4,650	1,573	1	24	195	43	30
4,019	3,822	1,272	408	17	7	54	21	480	390	2,155	665	2	...	31
243	54	158	8	96	113	683	105	3	1	18	5	
54,309	56,704	561	120	2	1	1	...	1,555	1,284	6,340	1,529	84	67	246	92	
42	5	261	77	2	1	331	272	1,594	341	30	26	133	47	32
...	...	83	13	1	...	355	319	1,027	258	8	14	36	7	33
6	...	120	15	131	109	875	184	1	...	15	...	34
1,835	1,718	97	15	414	199	2,058	552	42	24	149	35	35
52,426	54,981	384	335	786	197	3	3	13	3	36
999	1,018	1,268	297	1	8	24	2	1,067	989	7,955	1,805	69	59	368	84	
1	2	109	45	127	110	694	97	13	16	40	9	37
...	5	299	39	6	...	258	278	1,747	361	12	22	157	31	38
988	1,011	573	131	1	...	15	...	470	471	4,327	952	41	21	471	41	39
10	...	282	82	...	3	3	2	212	130	1,187	195	3	3	40
95,878	98,862	29,889	21,846	7	...	88	18	1,076	987	9,585	1,367	9	10	196	84	
38,896	41,954	28,589	21,608	10	...	402	399	6,284	719	9	10	196	34	41
41,543	38,304	1,094	222	7	...	28	13	662	573	3,059	614	42
15,432	18,604	156	16	12	15	242	24	43

30 IMPERIAL TABLE VIB.—*Religion with further classification by Race and Birthplace.*


District or State.		MAHOMEDANS.											Others (chiefly Malays)†	
		Zerbudis and Arakan Mahomedans.		Burmans and Kamans.*		Chinese.		Indian Races.						
		Males.	Females.	Males.	Females.	Males.	Females.	Born in Burma.		Born outside Burma.				
								Males.	Females.	Males.	Females.			
28	29	30	31	32	33	34	35	36	37	38	39			
Provincial Total ...		57,869	59,388	3,727	7,032	1,076	441	103,461	99,429	146,189	17,242	2,255	2,533	
Divisional Burma ...		57,339	59,006	3,712	6,986	860	296	103,089	98,888	148,865	17,002	2,253	2,532	
Arakan Division ...		14,966	13,491	1,139	1,278	78,109	76,150	27,894	5,710	
1	Akyab ...	12,721	11,035	567	546	77,216	75,202	26,242	5,442	
2	Hill District of Arakan	6	2	37	1	
3	Kyaukpyu ...	243	193	484	579	758	893	1,095	234	
4	Sandoway ...	2,002	2,263	98	153	129	53	520	33	
Fegu Division ...		8,246	8,509	655	1,341	224	46	8,157	7,634	60,564	6,674	35	10	
5	Rangoon Town ...	4,220	4,338	65	345	135	28	3,963	3,493	41,109	4,223	28	7	
6	Insein ...	534	510	440	176	984	1,170	3,433	640	4	3	
7	Hanthawaddy ...	1,558	1,248	...	321	6	...	980	1,074	7,010	617	3	...	
8	Tharrawaddy ...	786	737	...	153	13	...	433	480	2,504	315	
9	Pegu ...	600	623	150	346	56	12	1,199	1,068	4,991	700	
10	Prome ...	558	1,053	14	6	598	249	1,517	179	
Irrawaddy Division ...		3,504	3,561	1,048	1,514	77	11	3,523	3,411	20,434	1,207	2	5	
11	Bassein ...	2,008	2,016	34	10	685	669	4,355	217	
12	Henzada ...	388	446	403	356	10	...	645	811	1,875	274	2	1	
13	Myaungmya ...	640	585	352	740	16	...	871	829	7,111	303	...	4	
14	Ma-ubin ...	386	391	56	217	13	1	888	835	3,007	207	
15	Pyapön ...	82	123	237	201	4	...	434	267	4,066	206	
Tenasserim Division ...		12,373	13,659	294	574	194	49	7,249	6,097	16,936	1,201	2,188	2,482	
16	Toungoo ...	882	1,406	222	327	65	29	1,019	571	3,310	331	...	1	
17	Salween ...	20	25	...	4	40	4	31	37	358	13	
18	Thatön ...	2,114	2,097	41	5	1,874	1,460	4,880	287	3	44	
19	Amherst ...	5,818	5,803	54	224	25	8	4,102	3,871	6,242	497	20	14	
20	Tavoy ...	727	873	5	2	9	...	153	115	945	39	5	...	
21	Mergui ...	2,812	2,855	13	17	14	3	70	43	1,201	34	2,160	2,423	
Magwe Division ...		1,183	1,262	101	333	26	1	668	385	3,494	314	1	...	
22	Thayetmyo ...	437	551	52	89	3	...	190	142	495	35	
23	Paköku ...	123	133	37	60	3	...	81	84	456	44	1	...	
24	Minbu ...	250	230	12	68	...	1	83	40	497	42	
25	Magwe ...	373	348	...	116	20	...	314	117	2,041	192	
26	Paköku Hill Tracts	2	5	1	
Mandalay Division ...		7,027	7,908	219	812	272	188	1,661	1,235	8,572	1,059	1	7	
27	Mandalay ...	6,436	7,297	139	588	48	30	1,213	846	5,828	779	1	4	
28	Mandalay City ...	4,026	5,363	66	498	39	24	620	331	4,286	516	1	3	
29	Bhamo ...	175	145	41	68	...	17	76	66	1,249	120	...	3	
30	Myitkyina ...	149	186	...	7	4	1	112	93	634	97	
31	Katha ...	266	280	39	149	220	140	259	229	836	60	
32	Putao ...	1	1	1	25	3	
Sagaing Division ...		1,846	2,098	50	60	29	...	2,569	3,008	2,549	268	25	15	
33	Shwebo ...	681	742	19	...	2,337	2,827	895	119	
34	Sagaing ...	1,006	1,136	10	...	72	57	475	55	
35	Lower Chindwin ...	61	91	41	42	100	46	592	48	...	4	
36	Upper Chindwin ...	96	129	9	18	49	64	579	43	23	11	
37	Chin Hills ...	2	11	14	18	3	
Mektila Division ...		8,194	8,518	206	1,024	38	1	1,133	968	3,422	569	1	13	
38	Kyaukse ...	2,600	2,759	12	...	6	...	102	38	176	47	
39	Mektila ...	856	1,046	110	267	6	...	506	434	891	154	1	13	
40	Yamethin ...	4,583	4,464	84	757	13	1	429	482	1,786	308	
41	Myingyan ...	155	249	13	...	96	14	569	60	
Eastern States ...		580	882	15	96	216	145	392	541	2,274	210	2	1	
42	Northern Shan States ...	191	149	11	24	42	34	172	123	1,397	140	2	1	
43	Southern Shan States ...	318	205	...	66	174	111	197	370	778	91	
44	Karenni ...	21	23	4	6	23	48	99	9	

* Mahomedan Kamans in Akyab District number 556 M. and 541 F.; in Kyaukpyu District 484 M. and 578 F.; in Sandoway District 4 M. only; in other districts nil.
 † The total figures for Mahomedan Malays are 2,202 M. and 2,484 F.; these were chiefly found in Mergui District where all the persons shown in columns 38 and 39 belong to this class.

IMPERIAL TABLE VII-A.

Age, Sex, and Civil Condition by Religion.

- NOTE 1.**—This table is in three parts. Part I gives (subject to Note 4 below) the distribution by age and civil condition of the totals of each religion tabulated in Table VI-A. Parts II and III give similar statistics for Divisional Burma and for the Eastern States respectively, the religions with few adherents being collected in these parts under the description *Others*. The *Eastern States* include the Northern and Southern Shan States and Karenni; *Divisional Burma* includes all the remainder of the province.
- NOTE 2.**—For all three parts of the table the areas and populations excluded are those excluded from Table VIA, namely those in which the census was by estimate only.
- NOTE 3.**—The age recorded was the number of completed years. The age-group represented by 5—10 in the table includes all who had completed five but had not yet completed ten years of age; and the other age-groups have a parallel interpretation.
- NOTE 4.**—Amongst the adherents of some religions were found a few persons for whom the age was not clearly specified. By the records relating to marriage, literacy and occupation most of these could be assigned to classes in which the range of age was limited in one direction or the other. Each class was then distributed amongst the age-groups for whom the age had been specified. In every case the numbers distributed were too small to have any significant effect upon the table.
- NOTE 5.**—The figures given in columns 11, 12 and 13 of the table under the heading *Widowed* include persons described as divorced and not re-married as well as those described as widowed.
- NOTE 6.**—In this table all persons belonging to Christian races as well as all professing the Christian religion are included under the description *Christian*. (See Note 3 of Table VIA.)
- NOTE 7.**—Separate figures are given for Hindus born in Burma and for Hindus born outside Burma; both of these are included in the figures given for Total Hindus. Similarly for Mahomedans.
- NOTE 8.**—Imperial Table XIV gives similar statistics by races instead of by religions. Table VII B which follows this table immediately gives for each district and for the three parts of the Eastern States statistics similar to those of Parts II and III of this table. Similar statistics for the larger towns are given in Provincial Table V; for Buddhists alone similar statistics for the separate townships into which each district is divided are given in Provincial Table III; and similar statistics for selected races are given for some townships or districts in Provincial Table IV. For Europeans, Anglo-Indians and Armenians statistics for sex and age are given in Imperial Table XVI. Imperial Tables VII B and XIII show relationships between religion and race.



IMPERIAL TABLE VIIA.—Age, Sex, and Civil Condition by Religion.
PART I.—THE WHOLE PROVINCE.

RELIGION AND AGE.	POPULATION.			UNMARRIED.			MARRIED.			WIDOWED.		
	Persons.	Males.	Females.	Persons.	Males.	Females.	Persons.	Males.	Females.	Persons.	Males.	Females.
	1	2	3	4	5	6	7	8	9	10	11	12
ALL RELIGIONS.	13,169,099	6,735,516	6,433,583	7,042,784	3,764,306	3,278,478	5,045,062	2,621,696	2,423,866	1,081,268	849,514	781,789
0-1	322,258	157,803	164,455	322,258	157,803	164,455
1-2	287,785	141,317	146,468	287,785	141,317	146,468
2-3	321,130	156,256	164,874	321,128	156,254	164,874	2	2
3-4	367,482	181,065	186,417	367,476	181,061	186,415	6	4	2
4-5	340,342	167,049	173,293	340,337	167,046	173,291	5	3	2
0-5	1,638,997	804,090	834,907	1,638,984	804,081	834,903	13	9	4
5-10	1,630,390	811,509	818,881	1,630,390	811,490	818,810	53	19	34	37	...	37
10-15	1,504,298	776,040	728,258	1,500,373	775,323	725,050	3,788	705	3,083	137	12	125
15-20	1,347,245	658,235	689,010	1,115,738	610,514	505,224	215,801	45,106	170,695	15,706	2,615	13,091
20-25	1,222,593	612,582	610,011	527,166	344,830	182,336	645,264	251,929	392,335	50,163	15,823	34,340
25-30	1,110,321	583,459	526,862	249,315	173,460	75,855	796,573	384,947	411,626	64,433	25,052	39,381
30-35	1,004,716	547,871	456,845	130,611	90,301	40,310	791,955	425,772	369,183	79,150	31,798	47,352
35-40	776,544	430,426	316,098	70,323	48,090	22,233	633,059	352,856	280,203	73,142	29,480	43,662
40-45	766,725	406,025	360,700	55,426	35,177	20,259	603,766	333,657	270,109	107,523	37,191	70,332
45-50	545,994	293,010	252,984	32,629	19,544	13,085	410,878	242,218	177,030	93,487	31,218	62,269
50-55	542,387	276,397	265,990	30,608	17,717	12,891	372,787	219,284	153,503	138,992	39,396	99,590
55-60	311,194	157,296	153,898	16,842	9,742	7,100	203,425	121,015	89,410	90,877	26,539	64,338
60-65	343,447	176,718	166,729	17,940	10,014	7,925	188,088	126,522	61,566	137,410	40,182	97,228
65-70	158,202	81,901	76,301	9,205	5,255	3,950	79,040	53,732	25,317	69,948	22,884	47,064
70 and over	266,066	119,957	146,109	17,255	8,738	8,517	88,563	63,895	24,668	160,248	47,324	112,924
BUDDHISTS.	11,201,912	5,525,144	5,676,768	6,042,409	3,135,293	2,907,116	4,215,336	2,096,547	2,118,788	944,168	292,304	651,864
0-1	287,806	140,618	147,188	287,806	140,618	147,188
1-2	252,562	123,789	128,773	252,562	123,789	128,773
2-3	276,816	134,103	142,713	276,816	134,103	142,713
3-4	317,269	156,369	160,900	317,269	156,369	160,900
4-5	294,342	143,921	150,421	294,342	143,921	150,421
0-5	1,428,795	698,800	729,995	1,428,795	698,800	729,995
5-10	1,418,341	702,682	715,659	1,418,326	702,677	715,649	15	5	10
10-15	1,326,097	675,679	650,418	1,324,180	675,419	648,770	1,828	257	1,571	80	3	77
15-20	1,167,644	553,361	614,283	977,456	517,923	459,463	176,146	33,304	142,842	14,042	2,064	11,978
20-25	1,009,993	475,994	533,999	423,693	260,822	162,871	541,861	202,056	339,805	44,439	13,116	31,323
25-30	883,878	429,375	454,503	182,028	115,076	66,952	646,868	294,589	352,279	54,982	19,710	35,272
30-35	788,916	398,755	390,161	89,188	54,453	35,035	634,855	320,381	314,474	64,573	23,921	40,652
35-40	637,438	331,389	306,109	50,667	30,602	20,065	525,251	277,172	247,779	61,520	23,255	38,265
40-45	632,340	315,598	316,742	41,253	23,199	18,054	502,037	263,112	238,925	89,050	29,287	59,763
45-50	477,178	246,673	230,595	26,954	14,835	12,110	369,117	205,477	162,640	82,107	20,361	55,746
50-55	463,876	226,628	237,248	24,908	13,289	11,610	319,633	180,780	133,853	119,335	32,559	86,776
55-60	281,527	139,222	142,305	14,946	8,355	6,591	184,156	107,259	76,897	82,425	23,608	58,817
60-65	301,536	151,380	150,156	15,518	8,279	7,230	164,626	108,269	56,357	121,392	34,832	86,560
65-70	145,009	73,684	71,325	8,396	4,607	3,699	72,053	48,165	23,888	64,560	20,222	43,338
70 and over	239,344	105,984	133,360	15,792	7,977	7,995	77,889	55,421	22,468	145,663	42,766	102,897
ANIMISTS.	702,687	389,188	338,899	368,872	203,419	169,963	279,118	147,170	181,948	60,097	18,599	41,488
0-1	12,098	5,935	6,163	12,098	5,935	6,163
1-2	13,496	6,641	6,855	13,496	6,641	6,855
2-3	17,476	8,576	8,900	17,476	8,576	8,900
3-4	21,152	10,740	10,412	21,152	10,740	10,412
4-5	17,897	8,915	8,982	17,897	8,915	8,982
0-5	82,125	40,807	41,318	82,125	40,807	41,318
5-10	86,304	44,511	41,793	86,304	44,511	41,793
10-15	68,927	36,723	32,204	68,708	36,689	30,019	217	32	185	2	2	...
15-20	66,084	33,752	32,332	54,013	30,803	23,210	11,579	2,750	8,829	492	199	293
20-25	66,324	33,479	32,845	31,734	21,144	10,590	32,581	11,523	21,058	2,009	812	1,197
25-30	64,076	33,455	30,621	16,853	12,571	4,282	44,161	19,528	24,633	3,062	1,356	1,706
30-35	71,309	39,178	32,131	11,246	8,451	2,795	53,986	28,328	25,658	6,977	2,399	3,878
35-40	49,922	24,714	18,208	4,192	3,293	899	34,342	19,678	14,664	4,388	1,743	2,645
40-45	50,410	27,512	22,898	3,525	2,405	1,120	38,362	22,522	15,840	8,523	2,585	5,038
45-50	24,528	13,887	10,641	1,321	939	382	18,453	11,381	7,072	4,754	1,567	3,187
50-55	39,703	18,023	14,680	1,507	884	623	21,556	14,584	6,972	9,040	2,655	7,085
55-60	10,827	5,667	5,160	468	274	194	6,841	4,449	2,392	3,518	044	2,574
60-65	17,722	9,085	8,637	685	334	351	9,438	6,789	2,649	7,599	1,062	5,637
65-70	4,926	2,538	2,388	171	108	69	2,500	1,790	710	2,255	646	1,609
70 and over	13,400	5,857	7,543	520	212	308	5,102	3,216	1,886	7,778	1,829	5,949

IMPERIAL TABLE VIIA.—Age, Sex, and Civil Condition by Religion.
PART I.—THE WHOLE PROVINCE.

RELIGION AND AGE.	POPULATION.			UNMARRIED.			MARRIED.			WIDOWED.		
	Persons.	Males.	Females.	Persons.	Males.	Females.	Persons.	Males.	Females.	Persons.	Males.	Females.
1	2	3	4	5	6	7	8	9	10	11	12	13
TOTAL HINDUS.	484,432	378,177	106,255	216,488	171,290	45,198	240,621	188,192	52,429	27,323	18,695	8,628
0-1	5,729	2,827	2,902	5,729	2,827	2,902
1-2	5,116	2,577	2,539	5,116	2,577	2,539
2-3	6,889	3,479	3,479	6,888	3,479	3,479	1	1
3-4	7,992	4,082	3,910	7,986	4,078	3,908	6	4	2
4-5	6,659	3,482	3,177	6,655	3,480	3,175	4	2	2
0-5	32,385	16,378	16,007	32,374	16,371	16,003	11	7	4
5-10	31,136	16,611	14,525	31,068	16,597	14,471	32	14	18	36	...	36
10-15	27,575	18,601	8,974	26,898	18,336	8,562	653	261	392	24	4	20
15-20	37,782	29,160	8,622	26,213	23,495	2,718	11,212	5,479	5,733	357	186	171
20-25	64,695	52,886	11,809	32,052	30,907	1,145	31,324	21,046	10,278	1,319	933	386
25-30	77,934	65,126	12,808	26,515	25,698	817	48,853	37,389	11,464	2,566	2,039	527
30-35	71,822	60,806	11,016	18,152	17,641	511	50,086	40,301	9,785	3,594	2,864	730
35-40	45,574	39,319	6,255	9,277	9,000	277	33,337	28,017	5,320	2,960	2,302	658
40-45	40,215	34,366	5,849	6,202	6,546	256	29,216	24,894	4,322	4,177	2,926	1,251
45-50	17,210	14,541	2,669	2,408	2,300	108	12,389	10,639	1,750	2,413	1,602	811
50-55	18,117	14,942	3,175	2,400	2,278	122	12,210	10,488	1,722	3,507	2,176	1,331
55-60	5,784	4,595	1,189	686	626	60	3,655	3,089	566	1,443	880	563
60-65	7,896	6,217	1,679	946	862	84	4,562	3,944	618	2,388	1,411	977
65-70	2,425	1,902	523	271	248	23	1,334	1,175	159	820	479	341
70 and over	3,872	2,727	1,145	426	385	41	1,727	1,449	278	1,719	893	826
HINDUS BORN IN BURMA.	97,605	52,635	44,870	74,697	42,023	32,674	19,613	9,287	10,326	3,195	1,325	1,870
0-1	4,923	2,409	2,514	4,923	2,409	2,514
1-2	4,338	2,169	2,169	4,338	2,169	2,169
2-3	5,556	2,723	2,833	5,556	2,723	2,833
3-4	6,265	3,127	3,128	6,263	3,126	3,127	2	1	1
4-5	5,196	2,656	2,540	5,194	2,656	2,539	2	...	2
0-5	26,278	13,091	13,184	26,274	13,093	13,181	4	1	3
5-10	22,251	11,287	10,964	22,231	11,281	10,950	20	6	14
10-15	13,500	7,506	5,996	13,313	7,162	5,851	185	44	141	4	...	4
15-20	8,559	4,711	3,841	5,695	4,015	1,680	2,749	679	2,070	108	17	91
20-25	6,928	3,785	3,143	2,887	2,435	452	3,820	1,286	2,534	231	64	157
25-30	5,999	3,165	2,834	1,871	1,621	250	3,802	1,694	2,108	326	150	176
30-35	4,617	2,852	1,765	1,056	947	109	3,181	1,724	1,457	380	181	199
35-40	2,878	1,907	971	492	428	64	2,052	1,316	736	334	163	171
40-45	2,397	1,530	867	369	326	43	1,614	1,030	584	414	174	240
45-50	1,141	706	435	150	126	24	715	466	249	276	114	162
50-55	1,158	716	442	139	123	16	655	432	223	364	161	203
55-60	532	316	216	67	50	17	269	199	70	196	67	129
60-65	612	387	225	66	47	19	307	232	75	239	108	131
65-70	263	169	94	38	29	9	114	95	19	111	45	66
70 and over	397	204	193	49	40	9	126	83	43	222	81	141
HINDUS BORN OUTSIDE BURMA.	886,927	325,542	61,385	141,791	129,267	12,524	221,008	178,905	42,103	24,128	17,370	6,758
0-1	806	418	388	806	418	388
1-2	778	408	370	778	408	370
2-3	1,333	687	646	1,332	686	646	1	1
3-4	1,727	945	782	1,723	944	781	4	3	1
4-5	1,463	826	637	1,461	824	637	2	2
0-5	6,107	3,284	2,823	6,100	3,278	2,822	7	6	1
5-10	8,885	5,324	3,561	8,837	5,316	3,521	12	8	4	36	...	36
10-15	14,973	11,095	2,978	13,585	10,874	2,711	468	217	251	20	4	16
15-20	29,230	24,449	4,781	20,518	19,480	1,038	8,163	4,800	3,663	249	169	80
20-25	57,767	49,101	8,666	29,163	28,472	693	27,504	19,760	7,744	1,008	860	229
25-30	71,935	61,661	10,274	24,641	24,077	567	45,051	35,095	9,356	2,240	1,889	351
30-35	67,215	57,954	9,261	17,096	16,694	402	46,005	38,577	8,328	3,214	2,683	531
35-40	42,696	37,412	5,284	8,785	8,572	213	31,285	26,701	4,584	2,626	2,139	487
40-45	37,818	32,836	4,982	6,433	6,220	213	27,622	23,864	3,758	3,763	2,752	1,011
45-50	16,069	12,835	3,234	2,258	2,174	84	11,674	10,173	1,501	2,137	1,488	649
50-55	16,959	14,226	2,733	2,261	2,155	106	11,555	10,056	1,499	3,143	2,015	1,128
55-60	5,252	4,079	973	619	576	43	3,386	2,890	496	1,247	813	434
60-65	7,284	5,830	1,454	880	815	65	4,255	3,712	543	2,149	1,303	846
65-70	2,162	1,733	429	233	219	14	1,220	1,080	140	709	434	275
70 and over	3,475	2,523	952	377	345	32	1,601	1,366	235	1,497	812	685

IMPERIAL TABLE VIIA.—Age, Sex, and Civil Condition by Religion.
PART I.—THE WHOLE PROVINCE.

RELIGION AND AGE.	POPULATION.			UNMARRIED.			MARRIED.			WIDOWED.		
	Persons.	Males.	Females.	Persons.	Males.	Females.	Persons.	Males.	Females.	Persons.	Males.	Females.
1	2	3	4	5	6	7	8	9	10	11	12	13
TOTAL MAHOMEDANS.	500,592	314,527	186,065	261,380	166,272	95,108	206,858	134,391	72,467	32,354	18,864	18,490
0-1	10,343	5,280	5,063	10,343	5,280	5,063
1-2	10,843	5,473	5,370	10,843	5,473	5,370
2-3	12,780	6,620	6,160	12,779	6,619	6,160	1	1
3-4	13,615	6,791	6,824	13,615	6,791	6,824
4-5	14,177	7,083	7,094	14,176	7,082	7,094	1	1
0-5	61,758	31,247	30,511	61,756	31,245	30,511	2	2
5-10	60,758	30,775	29,983	60,752	30,775	29,977	5	...	5	1	...	1
10-15	49,914	28,528	21,386	48,960	28,395	20,505	923	130	793	31	3	28
15-20	47,349	28,033	19,316	33,081	24,980	8,101	13,568	2,907	10,661	700	146	554
20-25	54,589	36,083	18,506	24,242	21,745	2,497	28,426	13,512	14,914	1,921	826	1,095
25-30	57,377	40,976	16,401	14,908	13,702	1,206	39,571	25,708	13,863	2,808	1,566	1,242
30-35	49,363	36,029	13,334	7,560	6,811	749	38,765	27,218	11,147	3,438	2,000	1,138
35-40	31,547	23,692	7,855	3,932	3,556	370	24,826	18,576	6,250	2,789	1,560	1,221
40-45	27,601	19,270	8,331	2,376	2,060	316	21,484	15,513	5,971	3,741	1,697	2,044
45-50	15,077	11,487	4,490	1,187	991	196	12,208	9,421	2,877	2,492	1,075	1,417
50-55	17,162	11,060	6,102	1,078	892	186	12,012	8,822	3,190	4,072	1,316	2,726
55-60	7,386	4,670	2,716	408	312	96	4,946	3,705	1,241	2,032	653	1,379
60-65	10,204	6,546	3,658	528	405	123	5,858	4,888	970	3,818	1,253	2,565
65-70	3,683	2,567	1,116	203	165	38	2,089	1,812	277	1,391	590	801
70 and over	5,924	3,564	2,360	319	238	81	2,485	2,177	308	3,120	1,149	1,971
MAHOMEDANS BORN IN BURMA.	385,860	167,529	168,331	199,299	108,279	91,020	114,698	53,202	61,496	21,863	6,048	15,815
0-1	10,093	5,134	4,959	10,093	5,134	4,959
1-2	10,529	5,305	5,224	10,529	5,305	5,224
2-3	12,350	6,359	5,991	12,349	6,358	5,991	1	1
3-4	13,135	6,516	6,619	13,135	6,516	6,619
4-5	13,629	6,773	6,856	13,629	6,773	6,856
0-5	59,736	30,087	29,649	59,735	30,086	29,649	1	1
5-10	57,056	28,945	28,705	57,047	28,945	28,702	2	...	2	1	...	1
10-15	43,913	23,616	20,297	43,151	23,563	19,588	737	53	684	25	...	25
15-20	33,076	15,227	17,849	21,543	13,843	7,700	10,932	1,303	9,629	601	81	580
20-25	28,385	12,069	16,316	8,636	6,319	2,317	18,365	5,395	12,970	1,384	355	1,029
25-30	27,001	12,990	14,011	3,769	2,605	1,164	21,405	9,708	11,697	1,827	677	1,150
30-35	23,443	12,397	11,046	1,853	1,212	641	19,550	10,406	9,144	2,040	779	1,261
35-40	14,583	7,996	6,587	992	663	329	11,935	6,750	5,185	1,656	583	1,073
40-45	13,528	6,668	6,860	622	345	277	10,544	5,683	4,861	2,362	640	1,722
45-50	8,374	4,539	3,835	374	199	175	6,289	3,863	2,426	1,711	477	1,234
50-55	9,432	4,472	4,960	350	179	171	6,262	3,684	2,578	2,820	609	2,211
55-60	4,640	2,266	2,374	168	70	92	2,949	1,865	1,084	1,523	395	1,198
60-65	6,106	3,138	2,968	203	95	108	3,213	2,456	757	2,690	587	2,103
65-70	2,351	1,396	955	107	73	34	1,234	1,000	234	2,010	323	687
70 and over	3,642	1,723	1,919	149	76	73	1,280	1,035	245	2,213	612	1,601
MAHOMEDANS BORN OUTSIDE BURMA.	164,732	146,998	17,784	62,081	57,993	4,088	92,160	81,189	10,971	10,491	7,816	2,675
0-1	250	146	104	250	146	104
1-2	314	168	146	314	168	146
2-3	430	261	169	430	261	169
3-4	480	275	205	480	275	205
4-5	548	310	238	547	309	238	1	1
0-5	2,022	1,160	862	2,021	1,159	862	1	1
5-10	3,108	1,830	1,278	3,105	1,830	1,275	3	...	3
10-15	6,001	4,912	1,089	5,809	4,832	977	186	77	109	6	3	3
15-20	14,273	12,806	1,467	11,538	11,137	401	2,636	1,604	1,032	99	65	34
20-25	26,204	24,014	2,190	15,606	15,426	180	10,061	8,117	1,944	537	471	66
25-30	30,376	27,986	2,390	11,220	11,097	122	18,166	16,000	2,166	981	889	98
30-35	25,920	23,632	2,288	5,707	5,599	108	18,815	16,812	2,003	1,308	1,221	177
35-40	16,964	15,696	1,268	2,940	2,893	47	12,891	11,826	1,065	1,133	977	156
40-45	14,073	12,602	1,471	1,754	1,715	39	10,940	9,830	1,110	1,379	1,057	322
45-50	7,603	6,948	655	813	792	21	6,009	5,558	451	781	588	193
50-55	7,730	6,588	1,142	728	713	15	5,750	5,136	614	1,252	737	515
55-60	2,746	2,404	342	240	236	4	1,997	1,840	157	509	328	181
60-65	4,098	3,408	690	325	310	15	2,645	2,432	213	1,128	666	462
65-70	1,332	1,171	161	96	92	4	855	812	43	381	267	114
70 and over	2,282	1,841	441	170	162	8	1,205	1,142	63	907	537	370

IMPERIAL TABLE VIIA.—Age, Sex, and Civil Condition by Religion.
PART I.—THE WHOLE PROVINCE.

RELIGION AND AGE.	POPULATION.			UNMARRIED.			MARRIED.			WIDOWED.		
	Persons.	Males.	Females.	Persons.	Males.	Females.	Persons.	Males.	Females.	Persons.	Males.	Females.
1	2	3	4	5	6	7	8	9	10	11	12	13
CHRISTIANS.	257,171	132,643	124,628	148,057	79,028	69,029	92,770	48,008	44,762	16,344	5,507	10,837
0-1	5,920	2,949	2,971	5,920	2,949	2,971
1-2	5,591	2,740	2,851	5,591	2,740	2,851
2-3	6,779	3,347	3,432	6,779	3,347	3,432
3-4	7,018	3,471	3,547	7,018	3,471	3,547
4-5	6,850	3,407	3,443	6,850	3,407	3,443
0-5	32,158	15,914	16,244	32,158	15,914	16,244
5-10	31,873	15,803	16,070	31,873	15,803	16,070
10-15	30,115	15,556	14,559	29,970	15,537	14,433	145	19	126
15-20	26,540	12,672	13,868	23,467	12,115	11,352	2,900	538	2,422	113	19	94
20-25	24,584	12,370	12,214	14,070	8,991	5,079	10,056	3,253	6,804	428	127	331
25-30	24,193	12,357	11,836	7,891	5,449	2,442	15,338	6,558	8,780	964	350	614
30-35	20,373	10,861	9,512	3,400	2,315	1,185	15,614	8,104	7,510	1,359	542	817
35-40	16,777	9,570	7,207	1,813	1,217	596	13,574	7,790	5,784	1,390	563	827
40-45	14,351	7,818	6,533	1,198	638	500	11,203	6,505	4,758	1,890	615	1,275
45-50	10,093	5,607	4,486	648	377	271	7,831	4,685	3,146	1,614	545	1,069
50-55	9,644	5,072	4,572	621	289	332	6,731	4,095	2,636	2,292	688	1,604
55-60	5,318	2,860	2,452	358	150	208	3,576	2,301	1,275	1,384	415	969
60-65	5,753	3,247	2,506	248	114	134	3,396	2,464	932	2,109	669	1,440
65-70	2,029	1,120	909	156	65	91	1,006	732	274	867	323	544
70 and over	3,370	1,710	1,660	186	94	92	1,280	965	315	1,904	651	1,253
ARYAS.	270	190	80	106	65	41	151	116	35	13	9	4
0-1	8	4	4	8	4	4
1-2	3	2	1	3	2	1
2-3	5	4	1	5	4	1
3-4	10	3	7	10	3	7
4-5	3	1	2	3	1	2
0-5	29	14	15	29	14	15
5-10	24	8	16	24	8	16
10-15	15	8	7	15	8	7
15-20	19	15	4	12	12	...	7	3	4
20-25	37	28	9	15	12	3	22	16	6
25-30	38	29	9	7	7	...	29	20	9	2	2	...
30-35	37	30	7	1	1	...	33	26	7	3	3	...
35-40	31	27	4	1	1	...	28	20	2	2
40-45	15	12	3	1	1	...	13	11	2	1	...	1
45-50	14	9	5	14	9	5
50-55	5	5	...	1	1	...	3	3	...	1	1	...
55-60	1	1	1
60-65	4	3	1	1	1	...	3	2	1
65-70	1	1	1	1
70 and over
BRAHMOS.	448	356	98	177	138	39	248	200	48	28	17	6
0-1	5	3	2	5	3	2
1-2	2	...	2	2	...	2
2-3	5	2	3	5	2	3
3-4	5	1	4	5	1	4
4-5	6	6	...	6	6
0-5	23	12	11	23	12	11
5-10	18	7	11	18	7	11
10-15	23	7	16	20	6	14	3	1	2
15-20	36	28	8	18	16	2	18	12	6
20-25	84	70	14	38	37	1	46	33	13
25-30	61	54	8	31	21	...	38	31	7	3	2	1
30-35	78	69	9	20	20	...	55	46	9	3	3	...
35-40	42	38	4	8	8	...	33	29	4	1	1	...
40-45	30	26	4	7	7	...	20	17	3	3	2	1
45-50	23	21	2	2	2	...	17	15	2	4	4	...
50-55	18	15	3	13	11	2	5	4	...
55-60	4	4	...	2	2	...	1	1	...	1	1	...
60-65	4	2	2	2	2	...	2	...	2
65-70
70 and over	3	2	1	2	2	...	1	...	1

IMPERIAL TABLE VIIA.—Age, Sex, and Civil Condition by Religion.
PART I.—THE WHOLE PROVINCE.

RELIGION AND AGE.	POPULATION.			UNMARRIED.			MARRIED.			WIDOWED.		
	Persons.	Males.	Females.	Persons.	Males.	Females.	Persons.	Males.	Females.	Persons.	Males.	Females.
1	2	3	4	5	6	7	8	9	10	11	12	13
CONFUCIANS.	14,131	9,964	4,167	7,062	5,041	2,021	6,515	4,684	1,881	554	289	315
0-1	168	91	77	168	91	77
1-2	70	38	32	70	38	32
2-3	239	126	113	239	126	113
3-4	264	133	131	264	133	131
4-5	272	158	114	272	158	114
0-5	1,013	546	467	1,013	546	467
5-10	1,270	734	536	1,270	734	536
10-15	1,156	663	493	1,152	663	489	4	...	4
15-20	1,215	822	393	1,079	779	300	135	43	92	1	...	1
20-25	1,403	1,035	368	884	761	123	512	272	240	7	2	5
25-30	1,079	1,294	385	615	572	43	1,042	715	327	22	7	15
30-35	1,786	1,349	437	431	422	19	1,304	915	389	51	22	29
35-40	1,443	1,106	337	252	245	17	1,138	845	293	43	16	27
40-45	1,196	936	260	172	160	12	951	749	202	73	27	46
45-50	657	521	136	60	56	4	543	441	102	54	24	30
50-55	611	448	163	76	69	7	446	346	100	89	33	56
55-60	240	182	58	15	14	1	180	147	33	45	21	24
60-65	258	181	77	18	15	3	155	121	34	85	45	40
65-70	95	65	30	5	5	...	50	43	7	40	17	23
70 and over	109	82	27	10	10	...	55	47	8	44	25	19
JAINS.	1,135	866	269	493	399	94	588	431	157	54	86	18
0-1	17	13	4	17	13	4
1-2	9	5	4	9	5	4
2-3	24	12	12	24	12	12
3-4	25	13	12	25	13	12
4-5	22	13	9	22	13	9
0-5	97	56	41	97	56	41
5-10	84	56	28	81	56	28
10-15	62	42	20	58	39	19	4	3	1
15-20	107	76	31	58	55	3	40	21	28
20-25	164	130	34	62	62	...	100	67	33	2	1	1
25-30	164	123	41	37	36	1	126	86	40	1	1	...
30-35	184	149	35	44	43	1	130	99	31	10	7	3
35-40	111	100	11	34	34	...	72	62	10	5	4	1
40-45	83	71	12	14	14	...	59	50	9	10	7	3
45-50	30	24	6	4	3	1	21	18	3	5	3	2
50-55	26	23	3	1	1	...	19	19	...	6	3	2
55-60	12	9	3	5	4	1	7	5	2
60-65	5	3	2	3	2	1	2	1	1
65-70	3	1	2	3	1	2
70 and over	3	3	3	3	...
JEWS.	1,185	587	548	656	359	297	421	214	207	58	14	44
0-1	27	12	15	27	12	15
1-2	10	7	3	10	7	3
2-3	37	12	25	37	12	25
3-4	35	17	18	35	17	18
4-5	27	11	16	27	11	16
0-5	136	59	77	136	59	77
5-10	158	89	69	158	89	69
10-15	141	65	76	141	65	76
15-20	121	61	60	102	58	44	19	3	16
20-25	105	51	54	60	42	18	44	9	35	1
25-30	105	51	54	28	21	7	24	29	45	3	1	1
30-35	92	48	44	15	13	2	73	34	39	4	4	...
35-40	77	49	28	3	3	...	65	42	23	9	4	...
40-45	55	37	18	6	5	1	46	12	14	3
45-50	44	26	18	3	2	1	34	21	13	3	3	1
50-55	38	15	23	30	14	16	7	1	...
55-60	20	12	8	12	10	2	5
60-65	21	14	7	2	1	1	14	13	1	5
65-70	9	4	5	1	1	...	3	3	...	5
70 and over	13	6	7	7	4	3	6

IMPERIAL TABLE VIIA.—Age, Sex, and Civil Condition by Religion.
PART II.—DIVISIONAL BURMA.

RELIGION AND AGE.	POPULATION.			UNMARRIED			MARRIED.			WIDOWED.		
	Persons.	Males.	Females.	Persons.	Males.	Females.	Persons.	Males.	Females.	Persons.	Males.	Females.
1	2	3	4	5	6	7	8	9	10	11	12	13
ALL RELIGIONS.												
0-1	11,698,408	5,991,623	5,706,785	6,296,904	3,358,733	2,938,171	4,478,435	2,334,655	2,143,780	928,069	298,285	824,834
1-2	288,521	141,374	147,147	288,521	141,374	147,147
2-3	258,085	126,970	131,709	258,085	126,970	131,709
3-4	285,092	138,812	146,260	285,092	138,830	146,260
4-5	326,265	160,908	165,357	326,259	160,904	165,355
5-6	303,405	148,965	154,440	303,400	148,962	154,438
5-10	1,461,968	717,955	744,913	1,461,955	717,946	744,909	13	9	4
10-15	1,446,434	719,047	727,387	1,446,344	719,048	727,316	53	19	34	37	...	37
15-20	1,352,915	666,696	686,219	1,349,380	666,025	683,354	3,405	658	2,747	130	12	118
20-25	1,197,283	585,764	611,519	996,216	513,145	453,071	188,838	40,567	118,271	12,229	2,052	10,177
25-30	1,082,710	544,782	537,928	468,221	304,526	163,695	573,992	227,887	346,105	40,197	12,369	23,128
30-35	988,459	522,472	465,987	224,915	155,360	69,555	769,588	346,649	302,939	53,956	20,463	33,493
35-40	882,347	482,777	399,570	117,359	80,747	36,612	760,997	376,414	323,683	64,891	25,616	39,275
40-45	702,198	393,263	311,935	65,591	44,555	21,036	572,495	320,267	252,228	64,112	25,441	38,971
45-50	668,335	354,611	313,724	51,093	32,346	18,747	527,416	291,211	236,205	89,226	31,054	58,772
50-55	493,663	264,668	229,055	30,802	18,170	12,532	379,535	218,763	166,772	83,326	27,575	55,751
55-60	468,599	237,537	231,062	28,076	16,200	11,876	323,414	188,123	135,291	117,109	33,214	83,895
60-65	281,800	141,773	140,727	15,821	9,054	6,767	184,383	108,673	75,710	81,596	23,346	58,250
65-70	298,430	155,201	143,229	16,503	9,286	7,217	165,860	110,893	54,967	116,067	35,022	81,045
70 and over	143,968	74,644	69,354	8,745	5,017	3,728	72,306	48,954	23,352	62,947	20,673	42,274
	229,999	105,093	124,176	15,883	8,127	7,756	77,040	55,568	21,472	130,346	41,398	94,948
BUDDHISTS.												
0-1	10,018,466	4,832,834	5,085,632	5,437,724	2,809,761	2,627,963	3,769,831	1,874,288	1,895,543	810,911	248,785	562,126
1-2	259,171	126,700	132,471	259,171	126,700	132,471
2-3	229,643	112,421	117,222	229,643	112,421	117,222
3-4	248,976	120,557	128,119	248,976	120,557	128,119
4-5	284,971	140,101	144,810	284,971	140,101	144,810
5-6	265,034	129,568	135,466	265,034	129,568	135,466
5-10	1,287,495	629,407	658,088	1,287,495	629,407	658,088
10-15	1,270,069	628,896	641,188	1,270,069	628,891	641,178	15	5	10
15-20	1,200,560	610,221	599,339	1,198,920	609,990	588,936	1,561	228	1,333	73	3	70
20-25	1,044,287	494,674	549,613	878,608	462,753	415,855	154,890	30,320	124,570	10,789	1,601	9,188
25-30	899,380	423,585	475,795	376,983	228,971	147,922	486,791	184,574	302,217	35,696	10,040	25,656
30-35	789,128	382,968	406,160	162,717	100,907	61,810	580,464	266,234	314,230	45,047	15,887	30,120
35-40	696,238	350,540	345,698	79,342	47,232	32,110	563,983	284,417	279,566	52,913	18,891	34,022
40-45	579,725	300,686	279,039	46,914	27,835	19,079	478,580	252,872	225,768	44,231	19,979	34,232
45-50	554,239	275,179	279,060	37,770	20,949	16,821	441,679	230,022	211,657	74,790	24,208	50,582
50-55	433,816	223,239	210,577	25,400	13,759	11,641	334,758	186,210	148,548	73,658	23,270	50,388
55-60	402,834	194,775	208,059	22,774	11,980	10,788	278,919	155,424	123,495	101,141	27,355	73,776
60-65	255,955	124,856	131,099	14,007	7,743	6,264	167,503	96,335	71,168	74,445	20,778	53,667
65-70	263,356	133,089	130,267	14,246	7,637	6,600	145,916	95,023	50,888	103,194	30,424	72,770
70 and over	132,717	67,201	65,456	7,977	4,451	3,526	66,237	43,984	22,253	58,503	18,226	39,677
	208,659	93,458	115,194	14,586	7,250	7,336	68,535	48,635	19,900	123,531	37,573	87,958
ANIMISTS.												
0-1	456,104	243,428	212,678	241,543	136,400	105,143	176,824	94,850	81,974	87,787	12,176	26,561
1-2	8,014	3,930	4,084	8,014	3,930	4,084
2-3	8,213	4,107	4,106	8,213	4,107	4,106
3-4	10,566	5,207	5,259	10,566	5,207	5,359
4-5	13,157	6,782	6,375	13,157	6,782	6,375
5-6	11,267	5,666	5,601	11,267	5,666	5,601
5-10	51,417	25,692	25,725	51,417	25,692	25,725
10-15	54,707	27,977	26,730	54,707	27,977	26,730
15-20	46,450	24,703	21,753	46,334	24,681	21,653	120	20	100	2	2	...
20-25	43,919	21,801	21,088	35,715	20,234	15,481	6,936	1,514	5,422	298	113	185
25-30	41,883	21,315	20,538	21,514	14,349	7,165	19,162	6,491	12,671	1,207	505	709
30-35	42,136	22,592	19,544	12,900	9,662	3,238	27,384	12,121	15,263	1,852	809	1,043
35-40	40,113	25,614	20,199	8,809	6,711	2,098	31,499	17,411	16,058	3,805	1,462	2,343
40-45	29,311	17,398	11,913	5,312	2,790	722	22,883	13,456	9,427	2,916	1,152	1,764
45-50	39,797	18,409	14,388	2,883	2,020	863	24,481	14,681	9,800	5,433	1,708	3,725
50-55	16,922	9,807	7,055	1,133	812	321	12,552	7,944	4,608	3,237	1,121	2,126
55-60	21,384	11,949	9,435	1,190	721	461	13,891	9,400	4,392	6,303	2,721	4,582
60-65	7,528	4,160	3,368	368	226	142	4,862	3,288	1,514	2,358	646	1,712
65-70	11,616	6,316	5,300	541	260	272	6,358	4,735	1,623	4,717	1,312	3,405
70 and over	3,183	1,807	1,376	144	88	56	1,653	1,253	400	1,286	466	820
	7,702	3,730	3,966	376	160	216	3,103	2,407	696	4,223	1,169	3,054

IMPERIAL TABLE VIIA.—Age, Sex, and Civil Condition by Religion.
PART II.—DIVISIONAL BURMA.

RELIGION AND AGE.	POPULATION.			UNMARRIED.			MARRIED.			WIDOWED.		
	Persons.	Males.	Females.	Persons.	Males.	Females.	Persons.	Males.	Females.	Persons.	Males.	Females.
1	2	3	4	5	6	7	8	9	10	11	12	13
TOTAL HINDUS.	471,427	367,516	103,911	211,448	167,262	44,184	233,998	182,192	51,206	26,583	18,062	8,521
0-1	5,531	2,725	2,806	5,531	2,725	2,806
1-2	4,931	2,490	2,441	4,931	2,490	2,441
2-3	6,088	3,310	3,378	6,088	3,309	3,378
3-4	7,790	3,981	3,809	7,781	3,977	3,807	6	1
4-5	6,497	3,398	3,099	6,493	3,390	3,097	4	2	2
0-5	31,437	15,904	15,533	31,426	15,897	15,520	11	7	4
5-10	30,466	16,231	14,235	30,398	16,217	14,181	32	14	18	36	...	36
10-15	27,088	18,998	8,790	26,428	18,039	8,389	636	255	381	251	4	20
15-20	36,902	28,547	8,355	25,703	23,035	2,668	10,848	5,329	5,519	351	183	168
20-25	62,587	51,020	11,507	31,071	29,934	1,137	30,174	20,185	9,989	1,282	901	381
25-30	75,501	62,944	12,557	25,854	25,044	810	47,177	35,952	11,225	2,470	1,948	522
30-35	69,783	58,973	10,810	17,753	17,246	507	48,566	38,988	9,578	3,464	2,739	725
35-40	44,348	38,208	6,134	9,106	8,834	272	32,364	27,150	5,214	2,872	2,224	648
40-45	39,188	33,456	5,732	6,666	6,413	253	28,450	24,712	4,847	4,063	2,831	1,232
45-50	16,774	14,147	2,627	2,371	2,203	108	12,051	10,333	1,718	2,352	1,551	801
50-55	17,735	14,593	3,142	2,368	2,246	122	11,913	10,245	1,668	3,424	2,102	1,302
55-60	5,683	4,504	1,179	676	616	60	3,598	3,034	564	1,409	854	555
60-65	7,748	6,092	1,656	935	851	84	4,485	3,871	614	2,328	1,370	958
65-70	2,409	1,891	518	270	247	23	1,329	1,170	159	810	474	336
70 and over	3,844	2,708	1,136	421	380	41	1,725	1,447	278	1,098	881	817
HINDUS BORN IN BURMA.	96,442	51,559	43,883	72,900	41,030	31,870	19,364	9,211	10,153	3,178	1,318	1,860
0-1	4,737	2,316	2,421	4,737	2,316	2,421
1-2	4,177	2,095	2,082	4,177	2,095	2,082
2-3	5,876	2,634	2,742	5,376	2,634	2,742
3-4	6,091	3,042	3,042	6,089	3,048	3,041	2	1	1
4-5	5,064	2,586	2,478	5,062	2,586	2,476	2	...	2
0-5	25,445	12,680	12,765	25,441	12,679	12,762	4	1	3
5-10	21,731	10,909	10,732	21,711	10,993	10,718	20	6	14
10-15	13,915	7,342	5,873	13,039	7,301	5,738	172	41	131	4	...	4
15-20	8,374	4,629	3,745	5,592	3,943	1,649	2,675	669	2,006	107	17	90
20-25	6,843	3,748	3,095	2,856	2,409	447	3,767	1,275	2,492	220	64	156
25-30	5,941	3,432	2,509	1,855	1,606	249	3,762	1,678	2,084	324	148	176
30-35	4,579	2,833	1,740	1,049	942	107	3,152	1,710	1,442	378	181	197
35-40	2,868	1,902	966	489	426	63	2,045	1,313	732	334	163	171
40-45	2,373	1,514	859	361	318	43	1,600	1,023	577	412	173	239
45-50	1,130	699	431	150	126	24	708	462	246	279	111	161
50-55	1,149	711	438	139	123	16	647	428	219	363	160	203
55-60	530	316	214	67	50	17	269	199	70	194	67	127
60-65	606	382	224	65	46	19	303	228	75	238	108	130
65-70	263	169	94	38	29	9	114	95	19	111	45	66
70 and over	395	203	192	48	39	9	126	83	43	221	81	140
HINDUS BORN OUT OF BURMA.	375,985	315,957	60,028	138,546	126,232	12,314	214,034	172,981	41,053	23,405	16,744	6,661
0-1	794	409	385	794	409	385
1-2	754	395	359	754	395	359
2-3	1,312	676	636	1,311	675	636	1	1
3-4	1,699	932	767	1,695	929	766	4	3	1
4-5	1,433	812	621	1,431	810	621	2	2
0-5	5,992	3,224	2,768	5,985	3,218	2,767	7	6	1
5-10	8,735	5,232	3,503	8,687	5,224	3,463	12	8	4	36	...	36
10-15	13,873	10,956	2,917	13,389	10,738	2,651	464	214	250	20	4	16
15-20	23,528	23,918	4,610	20,111	19,092	1,019	8,173	4,660	3,513	244	166	78
20-25	55,684	47,272	8,412	28,215	27,525	690	26,407	18,910	7,497	1,062	837	225
25-30	69,560	59,512	10,048	23,999	23,438	561	43,415	34,974	9,441	2,146	1,800	348
30-35	65,204	56,140	9,064	16,704	16,304	400	45,414	37,278	8,136	3,086	2,558	528
35-40	41,474	36,306	5,168	8,617	8,408	209	30,319	25,837	4,482	2,538	2,061	477
40-45	36,815	31,942	4,873	6,305	6,095	210	26,859	23,129	3,670	3,651	2,658	993
45-50	15,644	12,148	2,196	2,221	2,137	84	11,343	9,871	1,472	2,080	1,440	640
50-55	16,586	13,882	2,704	2,229	2,123	106	11,396	9,817	1,479	3,061	1,948	1,119
55-60	5,153	4,188	965	609	566	43	3,349	2,825	494	1,215	787	428
60-65	7,149	5,710	1,432	870	805	65	4,182	3,643	539	2,090	1,262	828
65-70	2,146	1,722	424	232	218	14	1,215	1,075	140	699	429	270
70 and over	3,449	2,505	944	373	341	32	1,599	1,304	235	1,477	800	677

IMPERIAL TABLE VIIA.—Age, Sex, and Civil Condition by Religion.
PART II.—DIVISIONAL BURMA.

RELIGION AND AGE.	POPULATION.			UNMARRIED.			MARRIED.			WIDOWED.			
	Persons.	Males.	Females.	Persons.	Males.	Females.	Persons.	Males.	Females.	Persons.	Males.	Females.	
	1	2	3	4	5	6	7	8	9	10	11	12	13
TOTAL MAHOMEDANS.													
0-1	495,768	311,098	184,660	269,247	164,789	94,458	204,489	182,697	71,792	32,022	18,612	18,410	
1-2	10,238	5,220	5,018	10,238	5,220	5,018	
2-3	12,704	6,576	6,128	12,704	6,576	6,128	
3-4	13,512	6,733	6,779	13,512	6,733	6,779	
4-5	14,077	7,032	7,045	14,077	7,032	7,045	1	1	
0-5	61,283	30,986	30,297	61,281	30,984	30,297	2	2	
5-10	60,312	30,536	29,776	60,306	30,536	29,770	5	...	5	1	...	1	
10-15	49,579	28,339	21,240	48,627	28,216	20,421	921	130	791	31	3	28	
15-20	46,096	27,815	19,181	32,840	24,789	8,051	13,462	2,884	10,578	694	142	552	
20-25	54,020	35,693	18,327	24,000	21,519	2,487	28,113	13,366	14,747	1,901	808	1,093	
25-30	56,706	40,463	16,243	14,833	13,547	1,286	39,996	25,381	13,715	2,777	1,535	1,242	
30-35	48,753	35,528	13,225	7,462	6,722	740	37,901	26,850	11,051	3,390	1,956	1,434	
35-40	31,997	23,318	7,779	3,879	3,503	376	24,477	18,296	6,181	2,741	1,519	1,222	
40-45	27,236	18,973	8,263	2,338	2,026	312	21,207	15,287	5,920	3,691	1,660	2,031	
45-50	15,781	11,326	4,455	1,164	968	196	12,150	9,296	2,854	2,467	1,062	1,405	
50-55	16,982	10,922	6,060	1,062	878	184	11,891	8,724	3,167	4,029	1,320	2,709	
55-60	7,329	4,622	2,707	403	307	96	4,907	3,670	1,237	2,019	645	1,374	
60-65	10,127	6,186	3,641	525	402	123	5,810	4,847	963	3,792	1,217	2,555	
65-70	3,665	2,552	1,113	202	164	38	2,079	1,803	276	1,384	585	799	
70 and over	5,892	3,539	2,353	319	238	81	2,468	2,161	307	3,105	1,140	1,965	
MAHOMEDANS BORN IN BURMA.													
0-1	393,761	166,529	167,232	197,928	107,484	90,444	114,058	53,025	61,028	21,780	6,020	15,760	
1-2	9,989	5,075	4,914	9,989	5,075	4,914	
2-3	10,442	5,259	5,183	10,442	5,259	5,183	
3-4	12,276	6,316	5,960	12,275	6,315	5,960	1	1	
4-5	13,033	6,459	6,574	13,033	6,459	6,574	
0-5	13,542	6,727	6,815	13,542	6,727	6,815	
0-5	59,282	29,836	29,446	59,231	29,835	29,446	1	1	
5-10	57,250	28,729	28,521	57,247	28,729	28,518	2	...	2	1	
10-15	43,639	23,470	20,169	42,879	21,417	19,462	735	53	682	25	...	25	
15-20	32,878	15,134	17,744	21,421	13,757	7,664	10,859	1,297	9,562	598	80	518	
20-25	28,177	11,992	16,185	8,576	6,269	2,307	18,224	5,373	12,851	1,377	350	1,027	
25-30	26,826	12,919	13,907	3,744	2,585	1,159	21,256	9,668	11,588	1,226	676	1,150	
30-35	23,320	12,346	10,974	1,831	1,199	632	19,456	10,371	9,085	2,033	776	1,257	
35-40	14,494	7,958	6,536	990	661	329	11,859	6,720	5,139	1,645	577	1,068	
40-45	13,462	6,642	6,818	620	344	276	10,494	5,662	4,832	2,348	638	1,710	
45-50	8,333	4,521	3,812	368	193	175	6,263	3,852	2,411	1,702	476	1,226	
50-55	9,392	4,459	4,933	346	177	169	6,242	3,678	2,564	2,804	604	2,200	
55-60	4,631	2,268	2,369	107	75	92	2,944	1,864	1,080	1,520	323	1,197	
60-65	6,093	3,134	2,959	203	95	108	3,208	2,454	754	2,682	585	2,097	
65-70	2,348	1,394	951	106	72	34	1,233	999	234	1,009	393	686	
70 and over	3,636	1,721	1,915	149	76	73	1,277	1,033	244	2,210	612	1,598	
MAHOMEDAN BORN OUT OF BURMA.													
0	161,987	144,569	17,428	61,319	57,305	4,014	90,436	79,672	10,764	10,242	7,592	2,650	
1	249	145	104	249	145	104	
2	310	166	144	310	166	144	
3	428	260	168	428	260	168	
4	479	274	205	479	274	205	
5	535	305	230	534	304	230	1	1	
0-5	2,901	2,150	851	2,000	1,149	851	1	1	
5-10	3,069	1,807	1,255	3,059	1,807	1,252	3	...	3	
10-15	5,940	4,869	1,071	5,748	4,789	959	186	77	109	6	3	3	
15-20	14,118	12,681	1,437	11,419	11,032	387	2,603	1,587	1,016	96	62	34	
20-25	25,843	23,701	2,142	15,430	15,250	180	9,889	7,993	1,896	524	458	66	
25-30	29,880	27,534	2,346	11,089	10,968	127	17,840	15,713	2,127	951	859	92	
30-35	25,433	23,182	2,251	5,631	5,523	108	18,445	16,479	1,966	1,257	1,180	177	
35-40	16,603	15,360	1,243	2,889	2,822	47	12,618	11,576	1,042	1,096	942	154	
40-45	13,774	12,329	1,445	1,718	1,682	36	10,713	9,625	1,088	1,343	1,022	321	
45-50	7,448	6,805	643	796	775	21	5,887	5,447	443	765	586	179	
50-55	7,590	6,463	1,127	716	701	15	5,649	5,066	603	1,225	716	509	
55-60	2,998	2,300	338	236	222	4	1,963	1,806	157	499	322	177	
60-65	4,934	3,352	682	322	307	15	2,602	2,393	209	1,110	652	458	
65-70	1,317	1,158	159	96	92	4	846	801	42	375	262	113	
70 and over	2,256	1,818	438	170	162	8	1,191	1,123	63	895	522	297	

IMPERIAL TABLE VIIA.—Age, Sex, and Civil Condition by Religion.

PART II.—DIVISIONAL BURMA.

RELIGION AND AGE	POPULATION.			UNMARRIED.			MARRIED.			WIDOWED.		
	Persons.	Males.	Females.	Persons.	Males.	Females.	Persons.	Males.	Females.	Persons.	Males.	Females.
1	2	3	4	5	6	7	8	9	10	11	12	13
CHRISTIANS.	284,608	121,020	118,483	186,988	72,665	68,368	88,708	48,887	40,921	14,862	5,068	9,794
0-1	5,207	2,605	2,602	5,207	2,605	2,602
1-2	4,976	2,440	2,536	4,976	2,440	2,536
2-3	6,072	2,986	3,086	6,072	2,986	3,086
3-4	6,207	3,040	3,167	6,207	3,040	3,167
4-5	6,115	3,062	3,053	6,115	3,062	3,053
0-5	28,577	14,133	14,444	28,577	14,133	14,444
5-10	28,902	14,288	14,614	28,902	14,288	14,614
10-15	27,573	14,187	13,386	27,573	14,187	13,386
15-20	24,311	11,613	12,698	21,845	11,209	10,636	145	19	126	95	12	83
20-25	21,507	11,380	11,127	13,367	8,537	4,830	8,746	2,737	6,009	394	106	288
25-30	22,172	11,376	10,796	7,588	5,243	2,345	13,725	5,820	7,905	859	313	546
30-35	18,595	9,931	8,664	3,235	2,113	1,122	14,146	7,318	6,828	1,214	500	744
35-40	15,492	8,885	6,608	1,740	1,173	567	12,491	7,197	5,294	1,262	515	747
40-45	13,087	7,153	5,934	1,154	669	485	10,126	5,918	4,308	1,707	566	1,141
45-50	9,375	5,224	4,151	623	366	257	7,244	4,342	2,902	1,508	516	992
50-55	8,784	4,931	4,153	588	276	312	6,129	3,720	2,409	2,067	635	1,432
55-60	4,956	2,658	2,298	341	137	204	3,325	2,137	1,188	1,290	381	906
60-65	5,252	2,980	2,272	232	107	125	3,088	2,249	839	1,932	624	1,308
65-70	1,894	1,043	851	144	59	85	941	686	255	800	298	511
70 and over	3,025	1,538	1,487	169	87	82	1,131	852	279	1,705	599	1,126
	22,160	16,729	6,421	11,011	7,986	3,055	10,186	7,241	2,944	954	682	422
OTHERS.												
0	360	194	166	360	194	166
1	170	93	77	170	93	77
2	386	196	190	386	196	190
3	428	211	217	428	211	217
4	415	239	176	415	239	176
0-5	1,759	933	826	1,759	933	826
5-10	1,063	1,119	844	1,062	1,119	843	1	...	1
10-15	1,659	948	711	1,637	942	695	22	6	16
15-20	1,838	1,254	584	1,505	1,125	380	331	128	203	2	1	1
20-25	2,393	1,759	634	1,370	1,216	154	1,006	534	472	17	9	8
25-30	2,816	2,129	687	1,023	957	66	1,742	1,141	601	51	31	20
30-35	2,865	2,191	674	758	723	35	2,002	1,400	602	105	68	37
35-40	2,230	1,768	462	440	420	20	1,700	1,206	404	90	52	38
40-45	1,788	1,441	347	282	269	13	1,364	1,001	273	142	81	61
45-50	995	805	190	111	102	9	780	638	142	104	65	39
50-55	880	667	213	94	85	9	641	511	130	145	71	74
55-60	349	273	76	26	25	1	248	200	39	75	39	36
60-65	331	238	93	24	20	4	203	163	40	104	55	49
65-70	130	90	40	8	8	...	67	58	9	55	24	31
70 and over	154	114	40	12	12	...	78	66	12	64	36	28



IMPERIAL TABLE VIIA.—Age, Sex, and Civil Condition by Religion.
PART III.—THE EASTERN STATES.

RELIGION AND AGE.		POPULATION.			UNMARRIED.			MARRIED.			WIDOWED.		
		Persons.	Males.	Females.	Persons.	Males.	Females.	Persons.	Males.	Females.	Persons.	Males.	Females.
1		2	3	4	5	6	7	8	9	10	11	12	13
ALL RELIGIONS.		1,470,691	743,888	726,798	745,880	406,573	340,307	566,627	287,041	279,586	158,184	61,279	106,605
	0-1	33,737	16,429	17,308	33,737	16,429	17,308
	1-2	29,100	14,341	14,759	29,100	14,341	14,759
	2-3	36,038	17,424	18,614	36,038	17,424	18,614
	3-4	41,217	20,757	20,460	41,217	20,757	20,460
	4-5	36,937	18,084	18,853	36,937	18,084	18,853
	0-5	177,029	87,035	89,994	177,029	87,035	89,994
	5-10	183,956	92,462	91,494	183,956	92,462	91,494
	10-15	151,383	74,344	77,039	150,993	79,297	71,696	383	47	336	7	...	7
	15-20	149,762	72,471	77,291	149,522	67,369	82,153	26,963	4,539	22,424	3,477	563	2,914
	20-25	130,883	67,800	72,083	128,915	63,304	65,641	71,272	21,022	47,230	9,666	3,454	6,212
	25-30	121,862	60,987	60,875	121,400	58,100	63,300	86,385	38,298	48,687	10,477	4,580	5,388
	30-35	122,369	65,094	57,275	122,369	65,094	57,275	104,358	49,358	45,500	14,250	6,182	8,077
	35-40	74,326	40,163	34,163	74,326	40,163	34,163	60,564	32,589	27,075	9,230	4,032	4,991
	40-45	98,390	51,414	46,976	98,390	51,414	46,976	76,350	42,416	33,904	17,697	6,137	11,560
	45-50	52,331	28,402	23,929	52,331	28,402	23,929	40,343	23,485	16,858	10,161	3,643	6,518
	50-55	73,788	38,860	34,928	73,788	38,860	34,928	49,373	31,161	18,212	21,883	6,182	15,701
55-60	29,394	16,223	13,171	29,394	16,223	13,171	19,042	12,342	6,700	9,281	3,193	6,088	
60-65	45,017	21,517	23,500	45,017	21,517	23,500	22,228	15,629	6,599	21,343	5,160	16,183	
65-70	14,204	7,257	6,947	14,204	7,257	6,947	6,743	4,778	1,965	7,001	2,211	4,790	
70 and over	36,797	14,864	21,933	36,797	14,864	21,933	11,523	8,327	3,196	23,272	5,926	17,976	
BUDDHISTS.		1,188,446	592,310	591,136	604,685	326,532	278,158	445,504	222,269	228,245	138,267	48,519	89,738
	0-1	28,635	13,918	14,717	28,635	13,918	14,717
	1-2	22,919	11,368	11,551	22,919	11,368	11,551
	2-3	28,140	13,546	14,594	28,140	13,546	14,594
	3-4	32,298	16,208	16,090	32,298	16,208	16,090
	4-5	29,308	14,353	14,955	29,308	14,353	14,955
	0-5	141,300	69,393	71,907	141,300	69,393	71,907
	5-10	148,257	74,471	73,786	148,257	74,471	73,786
	10-15	125,532	65,458	60,079	125,532	65,458	59,834	267	29	238	7	...	7
	15-20	123,357	58,687	64,670	123,357	58,687	64,670	21,256	2,934	18,272	3,253	463	2,790
	20-25	110,613	52,409	58,204	110,613	52,409	58,204	55,070	17,482	37,588	8,743	3,076	5,667
	25-30	94,740	46,407	48,333	94,740	46,407	48,333	66,404	28,335	38,040	9,035	3,883	5,152
	30-35	92,678	48,215	44,463	92,678	48,215	44,463	70,872	35,064	34,908	11,600	5,030	6,630
	35-40	57,713	30,643	27,070	57,713	30,643	27,070	46,671	24,600	22,071	7,239	3,276	4,013
	40-45	78,101	40,419	37,682	78,101	40,419	37,682	60,358	33,090	27,268	14,260	5,079	9,181
	45-50	43,362	23,434	19,928	43,362	23,434	19,928	33,359	19,267	14,092	8,449	3,091	5,358
	50-55	61,042	31,853	29,189	61,042	31,853	29,189	40,714	25,356	15,358	18,104	5,194	13,000
55-60	25,572	14,366	11,206	25,572	14,366	11,206	16,653	10,924	5,729	7,980	2,830	5,150	
60-65	38,180	18,291	19,889	38,180	18,291	19,889	18,710	13,241	5,469	18,198	4,408	13,790	
65-70	12,292	6,223	5,869	12,292	6,223	5,869	5,816	4,181	1,635	6,057	1,906	4,061	
70 and over	30,692	12,526	18,166	30,692	12,526	18,166	9,354	6,786	2,568	20,132	5,193	14,939	
ANIMISTS.		246,488	126,762	120,721	121,829	67,019	54,810	102,284	62,320	49,974	22,360	6,428	15,897
	0-1	4,084	2,005	2,079	4,084	2,005	2,079
	1-2	5,283	2,584	2,749	5,283	2,584	2,749
	2-3	6,910	3,369	3,541	6,910	3,369	3,541
	3-4	7,802	3,658	3,843	7,802	3,658	3,843
	4-5	6,630	3,249	3,381	6,630	3,249	3,381
	0-5	30,708	15,115	15,593	30,708	15,115	15,593
	5-10	31,597	16,534	15,063	31,597	16,534	15,063
	10-15	22,471	12,020	10,451	22,471	12,020	10,451	97	12	85
	15-20	23,135	11,891	11,244	23,135	11,891	11,244	4,643	1,233	3,407	194	86	108
	20-25	24,441	12,134	12,307	24,441	12,134	12,307	13,419	5,022	8,387	804	307	495
	25-30	21,940	10,863	11,077	21,940	10,863	11,077	16,777	7,407	9,370	1,210	547	663
	30-35	25,106	13,564	11,632	25,106	13,564	11,632	20,487	10,887	9,600	2,272	937	1,335
	35-40	13,611	7,316	6,295	13,611	7,316	6,295	11,459	6,222	5,237	1,472	591	881
	40-45	17,613	9,103	8,510	17,613	9,103	8,510	13,881	7,841	6,040	3,090	877	1,213
	45-50	7,006	4,020	3,586	7,006	4,020	3,586	5,901	3,437	2,464	1,517	456	1,061
	50-55	11,319	6,074	5,245	11,319	6,074	5,245	7,665	5,087	2,580	3,337	834	2,503
55-60	3,399	1,507	1,792	3,399	1,507	1,792	2,039	1,164	878	1,160	398	862	
60-65	6,106	2,769	3,337	6,106	2,769	3,337	3,080	2,054	1,026	2,882	650	2,232	
65-70	1,743	731	812	1,743	731	812	847	537	310	869	180	689	
70 and over	5,698	2,121	3,577	5,698	2,121	3,577	1,999	1,409	590	3,555	660	2,895	

IMPERIAL TABLE VIIA.—Age, Sex, and Civil Condition by Religion.
PART III.—THE EASTERN STATES.

RELIGION AND AGE.	POPULATION.			UNMARRIED.			MARRIED.			WIDOWED.		
	Persons.	Males.	Females.	Persons.	Males.	Females.	Persons.	Males.	Females.	Persons.	Males.	Females.
1	2	3	4	5	6	7	8	9	10	11	12	13
TOTAL HINDUS.	18,005	10,861	2,844	5,042	4,028	1,014	7,223	6,000	1,228	740	638	107
0-1	198	102	96	198	102	96
1-2	185	87	98	185	87	98
2-3	201	100	101	201	100	101
3-4	202	101	101	202	101	101
4-5	162	84	78	162	84	78
0-5	948	474	474	948	474	474
5-10	670	380	290	670	380	290
10-15	487	303	184	470	297	173	17	6	11
15-20	880	613	267	510	400	50	364	150	214	6	3	3
20-25	2,168	1,866	302	981	973	8	1,150	861	289	37	32	5
25-30	2,433	2,182	251	661	654	7	1,676	1,437	239	96	91	5
30-35	2,040	1,833	206	593	395	4	1,520	1,313	207	130	125	5
35-40	1,232	1,111	121	171	166	5	973	867	106	58	78	10
40-45	1,027	910	117	136	133	3	777	682	95	114	95	19
45-50	436	304	42	37	37	...	338	306	32	61	51	10
50-55	382	349	33	32	32	...	267	243	24	83	74	9
55-60	101	91	10	10	10	...	57	55	2	34	26	8
60-65	148	125	23	11	11	...	77	73	4	60	41	19
65-70	16	11	5	1	1	...	5	5	...	10	5	5
70 and over	28	19	9	5	5	...	2	2	...	21	12	9
HINDUS BORN IN BURMA.	2,033	1,076	987	1,797	998	804	249	76	178	17	7	10
0-1	180	93	87	186	93	87
1-2	161	74	87	161	74	87
2-3	180	89	91	180	89	91
3-4	174	88	86	174	88	86
4-5	134	70	62	132	70	62
0-5	833	414	419	833	414	419
5-10	520	288	232	520	288	232
10-15	287	164	123	274	161	113	13	3	10
15-20	178	82	96	103	72	31	74	10	64	1	...	1
20-25	85	37	48	31	26	5	53	11	42	1	...	1
25-30	58	33	25	16	15	1	40	16	24	2	2	...
30-35	38	19	19	7	5	2	29	14	15	8	...	2
35-40	10	5	5	3	2	1	7	3	4
40-45	24	16	8	8	8	...	14	7	7	2	1	1
45-50	11	7	4	7	4	3	4	3	1
50-55	9	5	4	8	4	4	1	1	...
55-60	2	...	2	2	...	2
60-65	6	5	1	1	1	...	4	4	...	1	...	1
65-70
70 and over	2	1	1	1	1	1	...	1
TOTAL MAHOMEDANS.	4,884	2,429	1,405	2,188	1,488	660	2,869	1,694	675	832	252	80
0-1	105	60	45	105	60	45
1-2	91	48	43	91	48	43
2-3	76	44	32	76	44	32
3-4	103	53	45	103	53	45
4-5	100	51	49	100	51	49
0-5	475	261	214	475	261	214
5-10	446	239	207	446	239	207
10-15	335	189	146	333	189	144	2	...	2
15-20	353	218	135	241	191	50	196	83	83	6	4	2
20-25	509	390	179	236	226	10	313	146	167	20	18	2
25-30	671	513	158	165	155	10	475	327	148	31	31	...
30-35	610	501	109	98	89	9	464	368	96	48	44	4
35-40	450	374	76	53	53	...	349	280	69	48	41	7
40-45	365	297	68	38	34	4	277	226	51	50	37	13
45-50	196	161	35	23	23	...	148	125	23	25	13	12
50-55	180	138	42	16	14	2	121	98	23	43	26	17
55-60	57	48	9	5	5	...	39	35	4	13	8	5
60-65	77	60	17	3	3	...	48	41	7	26	16	10
65-70	18	15	3	1	1	...	10	9	1	7	5	2
70 and over	32	25	7	17	16	1	15	9	6


IMPERIAL TABLE VIIA.—Age, Sex, and Civil Condition by Religion.
PART III.—THE EASTERN STATES.

RELIGION AND AGE.	POPULATION.			UNMARRIED.			MARRIED.			WIDOWED.			
	Persons.	Males.	Females.	Persons.	Males.	Females.	Persons.	Males.	Females.	Persons.	Males.	Females.	
1	2	3	4	5	6	7	8	9	10	11	12	13	
MAHOMEDANS BORN IN BURMA.		2,099	1,000	1,099	1,371	796	576	646	177	488	83	28	55
	0-1	104	59	45	104	59	45
	1-2	87	46	41	87	46	41
	2-3	74	43	31	74	43	31
	3-4	102	57	45	102	57	45
	4-5	87	46	41	87	46	41
	0-5	454	251	203	454	251	203
	5-10	400	216	184	400	216	184
	10-15	274	146	128	272	146	126
	15-20	198	93	105	122	86	36	73	6	07	3	1	2
	20-25	208	77	131	60	50	10	141	22	119	7	5	2
	25-30	175	61	114	25	20	5	149	40	109	1	1	...
	30-35	123	51	72	22	13	9	91	35	59	7	3	4
	35-40	89	38	51	2	2	...	76	30	46	11	6	5
	40-45	66	24	42	2	1	1	50	21	29	14	2	12
	45-50	41	18	23	6	6	...	26	11	15	9	1	8
	50-55	40	13	27	4	2	2	20	6	14	16	5	11
	55-60	9	4	5	1	1	...	5	1	4	3	2	1
	60-65	13	4	9	5	2	3	8	2	6
	65-70	3	2	1	1	1	...	1	1	...	1	...	1
70 and over	6	2	4	3	2	1	3	...	3	
CHRISTIANS.		22,668	11,523	11,145	12,124	6,463	5,661	9,082	4,621	4,441	1,482	499	1,048
	0-1	713	344	369	713	344	369
	1-2	615	300	315	615	300	315
	2-3	707	361	346	707	361	346
	3-4	811	431	380	811	431	380
	4-5	735	345	390	735	345	390
	0-5	3,581	1,781	1,800	3,581	1,781	1,800
	5-10	2,971	1,515	1,456	2,971	1,515	1,456
	10-15	2,542	1,369	1,173	2,542	1,369	1,173
	15-20	2,229	1,059	1,170	1,622	906	716	589	146	443	18	7	11
	20-25	2,077	990	1,087	703	454	249	1,310	515	795	64	21	43
	25-30	2,021	981	1,040	303	206	97	1,613	738	875	105	37	68
	30-35	1,778	930	848	165	102	63	1,468	786	682	145	42	103
	35-40	1,284	685	599	73	44	29	1,083	593	490	128	48	80
	40-45	1,264	665	599	44	29	15	1,037	587	450	183	49	134
	45-50	718	383	335	25	11	14	587	343	244	106	29	77
	50-55	860	411	449	33	13	20	602	375	227	225	53	178
	55-60	362	208	154	17	13	4	251	164	87	94	31	63
	60-65	501	267	234	16	7	9	308	215	93	177	45	132
	65-70	135	77	58	12	6	6	65	46	19	58	25	33
70 and over	345	172	173	17	7	10	149	113	36	179	54	197	
OTHERS.		265	208	47	67	48	19	175	147	28	18	18	...
	0-1	2	...	2	2	...	2
	1-2	7	4	3	7	4	3
	2-3	4	4	...	4	4
	3-4	2	1	1	2	1	1
	4-5	2	2	...	2	2
	0-5	17	11	6	17	11	6
	5-10	15	8	7	15	8	7
	10-15	11	5	6	11	5	6
	15-20	8	3	5	3	3	...	5	...	5
	20-25	15	11	4	5	5	...	10	6	4
	25-30	47	41	6	7	7	...	40	34	6
	30-35	58	51	7	7	7	...	47	40	7	4	4	...
	35-40	36	34	2	9	2	...	29	27	2	5	5	...
	40-45	20	20	20	20
	45-50	13	10	3	10	7	3	3	3	...
	50-55	5	5	4	4	...	1	1	...
	55-60	3	3	3	3
	60-65	5	5	5	5
	65-70
70 and over	2	1	1	2	1	1	

IMPERIAL TABLE VII-B.

Age, Sex and Civil Condition in each District, etc., by Religion.

- NOTE 1.—This table gives for each district and for the three parts of the Eastern States statistics similar to those of Parts II and III of Imperial Table VIIA. In every district it relates to the same area and population as that table, thus excluding all areas in which the census was by estimate only, but no others.
- NOTE 2.—Rangoon Town constitutes a district and statistics are given for it accordingly as for other districts.
- NOTE 3.—The figures given for Mandalay district include those of Mandalay City which are given separately immediately below them.
- NOTE 4.—The age recorded was the number of completed years. The age-group represented by 5—10 in the table includes all who had completed five but had not yet completed ten years of age; and the other age-groups have a parallel interpretation.
- NOTE 5.—Amongst the adherents of some religions were found a few persons for whom the age was not clearly specified. By the records relating to marriage, literacy and occupation most of these could be assigned to classes in which the range of age was limited in one direction or the other. Each class was then distributed amongst the age-groups in its range in proportion to the numbers in those groups for whom the age had been specified. In every case the numbers distributed were too small to have any significant effect upon the table.
- NOTE 6.—The figures given in columns 11, 12 and 13 of the table under the heading *Widowed* include persons described as divorced and not re-married as well as those described as widowed.
- NOTE 7.—In this table all persons belonging to Christian races as well as all professing the Christian religion are included under the description *Christian*. (See Note 3 of Table VIA.)
- NOTE 8.—The figures given in each district for Hindus or Mahomedans born in Burma are included in those given for Total Hindus or Total Mahomedans. Separate figures are not given as a rule for Hindus or Mahomedans born outside Burma.
- NOTE 9.—In some cases in which only few persons are concerned the length of the table has been reduced by omitting the details for separate age-groups of a religion and showing only the totals for all ages of each sex and civil condition.
- NOTE 10.—Similar statistics for the larger towns are given in Provincial Table V; for Buddhists alone similar statistics for the separate townships into which each district is divided are given in Provincial Table III; and similar statistics for selected races are given for some townships or districts in Provincial Table IV. For Europeans, Anglo-Indians and Armenians statistics for sex and age are given in Imperial Table XVI. Imperial Tables VIB and XIII show relationships between religion and race.



IMPERIAL TABLE VIII.—Age, Sex, and Civil Condition by Religion.

DISTRICT, RELIGION AND AGE.	POPULATION.			UNMARRIED.			MARRIED.			WIDOWED.		
	Persons.	Males.	Females.	Persons.	Males.	Females.	Persons.	Males.	Females.	Persons.	Males.	Females.
1	2	3	4	5	6	7	8	9	10	11	12	13
All Religions	676,480	809,684	268,866	286,288	161,244	128,994	238,612	127,587	106,976	67,680	20,788	86,891
0	13,019	6,502	6,517	13,019	6,502	6,517
1-5	62,616	31,391	31,225	62,616	31,391	31,225
5-10	79,574	40,058	39,516	79,574	40,058	39,516
10-15	66,335	35,700	30,635	65,139	35,633	29,506	1,132	64	1,068	64	3	61
15-20	55,982	28,723	27,259	37,364	25,876	11,488	16,628	2,567	14,061	1,990	280	1,710
20-30	102,536	55,503	47,033	20,541	17,372	3,169	72,373	33,923	38,450	9,622	4,208	5,414
30-40	79,991	47,545	32,446	4,170	2,552	1,618	65,773	40,117	25,656	10,048	4,876	5,172
40-50	53,306	30,869	22,437	1,309	931	378	41,878	25,881	15,694	10,419	4,054	6,365
50-60	4,240	18,095	16,151	735	485	250	22,380	14,377	8,003	11,331	3,233	7,098
60 and over	28,825	15,178	13,647	771	444	327	13,648	10,605	3,043	14,406	4,129	10,277
Buddhist	816,140	169,722	166,418	149,870	81,821	68,049	128,849	64,182	62,167	38,921	18,719	26,201
0	7,258	3,510	3,748	7,258	3,510	3,748
1-5	29,407	14,620	14,787	29,407	14,620	14,787
5-10	40,271	20,317	19,964	40,271	20,317	19,964
10-15	36,927	19,122	17,805	36,552	19,115	17,437	339	7	332	36	...	36
15-20	31,515	15,551	15,964	22,407	14,315	8,092	7,685	1,081	6,604	1,223	155	1,268
20-30	54,077	26,627	27,450	9,688	7,619	2,069	37,676	16,178	21,498	6,713	2,830	3,883
30-40	43,935	23,259	20,676	2,464	1,097	1,367	34,949	19,133	15,816	6,522	3,029	3,493
40-50	32,851	17,685	15,166	819	576	243	24,929	14,355	10,574	7,103	2,754	4,349
50-60	20,828	10,267	10,561	464	303	161	12,917	7,749	5,168	7,447	2,215	5,232
60 and over	18,071	8,711	9,357	540	292	241	7,554	5,679	2,175	9,677	2,736	6,941
Animist	86,808	19,124	17,682	17,680	9,846	8,834	18,412	8,870	8,042	2,714	1,108	1,606
0	731	369	362	731	369	362
1-5	3,873	2,036	1,837	3,873	2,036	1,837
5-10	4,931	2,408	2,523	4,931	2,408	2,523
10-15	4,037	2,197	1,840	4,010	2,197	1,813	27
15-20	3,364	1,609	1,755	2,474	1,398	1,076	838	189	649	52	22	30
20-30	6,408	3,152	3,256	1,277	967	310	4,801	1,992	2,803	330	187	143
30-40	5,462	2,991	2,471	214	161	53	4,813	2,529	2,224	435	241	194
40-50	3,651	2,004	1,654	69	45	24	3,116	1,755	1,361	473	204	279
50-60	2,324	1,269	1,073	58	36	22	1,749	1,073	686	535	170	365
60 and over	2,000	1,089	911	43	29	14	1,068	770	292	889	284	605
Hindu	14,719	18,401	1,818	6,292	4,723	669	8,346	7,778	668	1,082	899	188
0	70	40	30	70	40	30
1-5	340	162	178	340	162	178
5-10	442	217	205	442	217	205
10-15	603	493	110	578	485	93	25	8	17
15-20	1,394	1,265	129	1,121	1,101	20	247	145	102	26	19	7
20-30	4,751	4,458	293	2,127	2,100	27	2,408	2,175	233	216	183	33
30-40	3,740	3,559	181	451	444	7	2,991	2,850	141	298	205	33
40-50	2,041	1,914	97	115	107	8	1,683	1,632	51	243	205	38
50-60	898	844	54	34	34	...	695	676	19	169	134	35
60 and over	440	399	41	14	13	1	296	293	3	130	93	37
Hindus born in Burma.	1,669	884	726	918	610	408	604	287	287	142	67	86
0	53	30	23	53	30	23
1-5	252	117	135	222	117	135
5-10	284	134	150	284	134	150
10-15	165	96	69	154	96	58	11
15-20	143	64	79	75	61	14	64	3	61	4
20-30	238	124	114	68	53	15	154	65	89	16	6	11
30-40	198	138	65	75	13	2	149	104	45	34	16	11
40-50	104	57	47	7	2	5	64	40	24	33	15	11
50-60	66	45	20	3	3	...	39	33	6	24	10	11
60 and over	56	33	23	2	1	1	23	22	1	32	10	21
Mahomedan	208,961	116,788	92,226	111,961	64,769	47,202	82,086	46,942	36,128	14,886	6,085	9,901
0	4,951	2,576	2,375	4,951	2,576	2,375
1-5	28,951	14,555	14,399	28,951	14,555	14,399
5-10	33,855	17,011	16,844	33,855	17,011	16,844
10-15	24,706	13,857	10,849	23,939	13,807	10,132	739	47	692	28	3	2
15-20	19,641	10,250	9,391	11,304	9,022	2,282	7,843	1,144	6,704	1,289	84	40
20-30	37,091	21,100	15,991	7,328	6,579	749	27,404	13,516	13,882	2,359	1,005	1,355
30-40	26,664	17,582	9,082	986	800	186	22,892	15,448	7,444	2,786	1,334	1,451
40-50	14,603	9,163	5,500	296	198	98	11,769	8,076	3,693	2,598	889	1,709
50-60	10,139	5,680	4,459	175	109	66	6,990	4,861	2,129	2,974	710	2,264
60 and over	8,297	4,968	3,335	173	108	71	4,403	3,850	573	3,701	1,010	2,691

AKYAB.

IMPERIAL TABLE VII B.—Age, Sex, and Civil Condition by Religion.

DISTRICT, RELIGION AND AGE.	POPULATION.			UNMARRIED.			MARRIED.			WIDOWED.		
	Persons.	Males.	Females.	Persons.	Males.	Females.	Persons.	Males.	Females.	Persons.	Males.	Females.
1	2	3	4	5	6	7	8	9	10	11	12	13
AKYAB—concluded.												
Mahomedans born in	177,277	90,494	86,783	103,155	57,103	46,052	62,344	30,170	82,174	11,778	8,221	8,657
• Burma	4,800	2,444	2,354	4,906	2,512	2,354
1—5	28,453	14,217	14,116	28,153	14,217	14,186
5—10	33,010	16,560	16,410	33,010	16,560	16,450
10—15	23,334	12,880	10,145	23,334	12,855	9,777	670	34	645	23	...	23
15—20	10,630	7,662	8,963	9,933	6,827	2,206	7,159	776	6,383	438	59	379
20—30	27,637	12,640	14,997	4,112	3,408	704	21,646	8,627	13,019	1,879	605	1,274
30—40	19,255	11,096	8,159	551	388	166	16,590	9,901	6,689	2,111	807	1,304
40—50	10,331	5,071	4,710	188	108	80	8,155	5,010	3,145	2,038	553	1,485
50—60	7,443	3,660	3,783	130	69	61	4,947	3,117	1,830	2,366	474	1,892
60 and over	6,233	3,207	2,731	147	79	68	3,163	2,705	463	2,923	723	2,200
•												
Christian (all ages)	618	428	190	857	282	125	241	181	60	20	16	6
Others (all ages) ..	188	153	83	78	63	15	100	83	17	8	7	1
HILL DISTRICT OF ARAKAN.												
All Religions ..	20,914	10,790	10,124	9,024	5,086	8,958	10,182	5,124	6,058	1,708	600	1,108
0	338	174	164	338	174	164
1—5	1,755	895	860	1,755	895	860
5—10	2,446	1,238	1,208	2,446	1,238	1,208
10—15	2,291	1,218	1,073	2,291	1,218	1,073
15—20	2,083	984	1,099	1,305	819	486	723	146	577	55	19	36
20—30	3,797	1,924	1,873	721	586	135	2,862	1,209	1,653	214	120	85
30—40	3,277	1,771	1,506	114	99	15	2,922	1,551	1,371	241	121	120
40—50	2,247	1,169	1,078	31	19	12	1,913	1,042	871	303	108	195
50—60	1,480	775	705	11	9	2	1,112	687	425	357	70	278
60 and over	1,200	642	558	12	9	3	650	489	161	538	144	394
Buddhist ..	2,226	1,220	1,005	1,105	689	468	618	601	417	202	80	122
0	61	33	28	61	33	28
1—5	206	99	107	206	99	107
5—10	272	143	129	272	143	129
10—15	225	112	113	225	112	113
15—20	243	130	113	192	124	68	43	4	39	8	2	6
20—30	400	239	161	122	106	16	249	113	136	29	20	9
30—40	324	191	133	15	12	3	277	162	115	32	17	15
40—50	228	126	102	0	4	2	186	105	81	36	17	19
50—60	165	93	72	2	2	...	120	80	40	43	11	32
60 and over	101	54	47	4	4	...	43	37	6	54	13	41
Animist ..	18,064	9,109	8,945	7,568	4,179	3,417	8,975	4,427	4,548	1,483	608	980
0	262	134	128	262	134	128
1—5	1,496	767	729	1,496	767	729
5—10	2,121	1,061	1,060	2,121	1,061	1,060
10—15	2,020	1,081	939	2,020	1,081	939
15—20	1,791	824	967	1,086	670	416	658	137	521	47	17	30
20—30	3,219	1,544	1,675	513	394	119	2,523	1,043	1,480	183	107	76
30—40	2,826	1,477	1,349	65	53	12	2,562	1,328	1,234	199	96	103
40—50	1,959	999	960	20	10	10	1,675	900	775	264	89	175
50—60	1,272	643	629	7	5	2	957	574	383	308	64	244
60 and over	1,088	579	509	0	4	2	600	445	155	482	130	352
Hindu (all ages)	575	407	188	291	217	74	281	178	88	28	17	6
Mahomedan (all ages)	48	48	8	24	24	...	22	19	8
Christian (all ages)	14	11	8	8	7	1	6	4	2
KYAUKPYU.												
All Religions ..	189,878	96,569	108,804	94,795	49,877	44,918	84,514	41,871	48,148	20,564	5,821	15,248
0	4,383	2,121	2,262	4,383	2,121	2,262
1—5	19,933	9,838	10,095	19,933	9,838	10,095
5—10	26,293	13,104	13,099	26,293	13,104	13,099
10—15	22,689	11,763	10,980	22,689	11,735	10,885	62	28	34	7	...	7
15—20	19,951	9,205	10,536	14,523	8,357	6,166	4,809	944	3,865	629	104	525
20—30	30,281	13,569	16,712	4,455	2,865	1,590	22,822	9,652	13,229	2,944	1,051	1,893
30—40	28,095	14,113	13,982	1,564	1,194	370	23,607	11,936	11,671	2,024	983	1,911
40—50	20,114	9,933	10,511	450	254	205	16,705	8,848	7,857	3,280	831	2,449
50—60	14,516	6,740	7,770	283	167	116	10,164	5,689	4,475	4,609	890	3,179
60 and over	13,278	5,887	7,391	282	152	130	6,285	4,273	2,012	6,711	1,462	5,249

IMPERIAL TABLE VII.—Age, Sex, and Civil Condition by Religion.

DISTRICT, RELIGION, AND AGE.	POPULATION.			UNMARRIED.			MARRIED.			WIDOWED.		
	Persons.	Males.	Females.	Persons.	Males.	Females.	Persons.	Males.	Females.	Persons.	Males.	Females.
1	2	3	4	5	6	7	8	9	10	11	12	13
Buddhist	178,461	84,901	93,560	83,984	43,592	40,392	76,523	86,708	88,817	18,944	4,008	14,341
0	4,003	1,927	2,076	4,003	1,927	2,076
1-5	17,679	8,715	8,964	17,679	8,715	8,964
5-10	23,408	11,764	11,644	23,408	11,764	11,644
10-15	20,266	10,471	9,795	20,217	10,455	9,762	42	16	26	7	...	7
15-20	17,986	8,415	9,571	13,234	7,530	5,704	4,160	793	3,367	592	42	500
20-30	26,406	11,471	14,935	3,686	2,214	1,472	20,014	8,336	11,678	2,706	921	1,785
30-40	24,769	12,104	12,665	818	472	346	21,322	10,840	10,482	2,629	792	1,837
40-50	18,344	8,680	9,664	409	225	184	14,930	7,753	7,177	3,005	708	2,303
50-60	13,246	6,001	7,245	263	148	115	9,257	5,084	4,173	3,726	769	2,957
60 and over	12,344	5,353	6,991	267	142	125	5,798	3,884	1,914	0,279	1,327	4,952
Animist	16,178	8,414	7,769	8,589	4,939	3,650	6,582	2,968	3,564	1,072	507	585
0	304	150	154	304	150	154
1-5	1,901	950	951	1,901	950	951
5-10	2,356	1,184	1,172	2,356	1,184	1,172
10-15	1,890	907	893	1,890	907	893
15-20	1,453	689	764	920	584	336	513	98	415	20	7	13
20-30	2,715	1,301	1,414	449	365	84	2,131	845	1,286	135	91	44
30-40	2,372	1,205	1,047	692	676	16	1,493	519	974	187	130	57
40-50	1,542	877	665	33	15	18	1,335	776	559	174	86	88
50-60	955	550	405	14	13	1	694	448	240	247	89	158
60 and over	685	391	294	10	5	5	366	282	84	309	104	205
Hindu	684	609	26	217	218	4	381	361	20	86	36	7
0
1-5	2	2	...	2	2
5-10	6	5	1	6	5	1
10-15	21	20	1	20	19	1	1	1
15-20	53	49	4	42	40	2	11	9	2
20-30	229	218	11	111	111	...	113	102	11	5	5	...
30-40	170	164	6	21	21	...	140	134	6	9	9	...
40-50	93	92	1	8	8	...	74	73	1	11	11	...
50-60	36	36	...	3	3	...	29	29	...	4	4	...
60 and over	24	23	1	4	4	...	13	13	...	7	6	1
Hindus born in Burma	28	26	8	11	10	1	16	14	2	7	7	...
0
1-5	1	1	...	1	1
5-10	4	3	1	4	3	1
10-15
15-20	3	3	...	2	2	...	1	1
20-30	9	7	2	4	4	...	5	3	2
30-40	5	5	5	5
40-50	4	4	3	3	...	1	1	...
50-60	2	2	2	2
60 and over
Mahomedan	4,479	2,580	1,899	1,956	1,106	850	2,021	1,304	717	508	171	332
0	72	43	29	72	43	29
1-5	338	166	172	338	166	172
5-10	509	236	273	509	236	273
10-15	497	260	238	478	258	220	19	11	8
15-20	454	246	208	314	197	117	123	44	79	17	5	12
20-30	900	566	334	201	172	29	605	363	242	94	31	63
30-40	767	509	258	30	23	7	639	435	204	98	51	47
40-50	456	279	177	9	6	3	358	242	116	89	31	58
50-60	272	155	117	3	3	...	178	124	54	91	38	63
60 and over	214	111	103	1	1	...	99	85	14	114	25	89
Mahomedans born in Burma	8,160	4,485	3,675	1,522	798	729	1,208	678	328	422	144	288
0	65	37	28	65	37	28
1-5	284	145	139	284	145	139
5-10	422	197	225	422	197	225
10-15	394	204	190	394	204	190
15-20	336	149	187	245	135	110	75	9	66	16	5	11
20-30	513	217	296	94	66	28	340	128	212	79	25	56
30-40	465	227	238	12	6	6	383	194	189	70	27	43
40-50	324	161	163	5	2	3	247	136	104	79	23	58
50-60	182	81	101	1	1	...	107	63	44	72	17	57
60 and over	165	67	98	61	48	13	104	19	85
Christian (all ages)	188	66	71	70	8	42	57	32	25	9	6	4

KYAUKPYU—concluded.

IMPERIAL TABLE VII B.—Age, Sex, and Civil Condition by Religion.

DISTRICT, RELIGION, AND AGE.	POPULATION.			UNMARRIED.			MARRIED.			WIDOWED.		
	Persons.	Males.	Females.	Persons.	Males.	Females.	Persons.	Males.	Females.	Persons.	Males.	Females.
1	2	3	4	5	6	7	8	9	10	11	12	13
All Religions ...	112,029	55,804	56,726	57,049	29,787	27,262	46,368	28,088	23,826	8,822	2,484	6,188
0	3,073	1,489	1,584	3,073	1,489	1,584
1-5	11,573	5,807	5,766	11,573	5,807	5,766
5-10	14,999	7,539	7,460	14,999	7,539	7,460
10-15	14,098	7,267	6,831	14,098	7,267	6,831
15-20	11,629	5,644	5,985	9,178	5,106	4,072	3,340	517	1,883	111	21	90
20-30	17,723	8,303	9,420	2,939	1,926	1,013	13,613	6,093	7,500	1,171	354	817
30-40	14,819	7,418	7,401	627	322	305	12,992	6,654	6,338	1,800	448	758
40-50	10,858	5,464	5,394	276	169	107	9,111	4,853	4,258	1,471	442	1,099
50-60	7,178	3,365	3,813	154	94	60	5,293	2,861	2,432	1,731	410	1,321
60 and over	6,079	3,008	3,071	138	68	64	3,009	2,125	884	2,938	815	2,123
Buddhist ...	100,878	49,416	51,468	51,881	26,695	24,686	41,709	20,586	21,174	7,788	2,166	5,608
0	2,787	1,354	1,433	2,787	1,354	1,433
1-5	10,507	5,239	5,268	10,507	5,239	5,268
5-10	13,658	6,868	6,790	13,658	6,868	6,790
10-15	12,778	6,581	6,197	12,778	6,581	6,197
15-20	10,431	5,064	5,367	8,216	4,581	3,635	2,120	467	1,653	95	16	79
20-30	15,758	7,229	8,529	2,430	1,547	883	12,253	5,368	6,885	1,075	314	761
30-40	13,263	6,553	6,710	527	247	280	11,655	5,920	5,735	1,081	386	695
40-50	9,650	4,784	4,866	231	138	93	8,118	4,274	3,838	1,307	372	935
50-60	6,517	3,028	3,489	132	79	53	4,815	2,578	2,217	1,570	371	1,199
60 and over	5,529	2,715	2,814	115	61	54	2,754	1,928	826	2,660	726	1,934
Animist ...	4,688	2,321	2,247	2,194	1,109	1,026	2,017	1,027	980	367	126	282
0	130	61	69	130	61	69
1-5	439	218	221	439	218	221
5-10	568	286	282	568	286	282
10-15	537	296	241	537	296	241
15-20	450	209	241	351	186	165	95	21	74	4	2	2
20-30	782	338	384	182	87	35	555	232	323	45	19	26
30-40	667	352	315	18	13	5	600	318	282	49	21	28
40-50	530	283	247	15	13	2	440	241	199	75	20	26
50-60	303	155	148	8	6	2	226	131	95	69	18	46
60 and over	222	123	99	6	3	3	101	84	17	115	36	79
Hindu (all ages) ...	878	381	45	166	146	19	188	169	24	28	20	2
Mahomedan ...	5,261	2,749	2,602	2,797	1,608	1,289	2,065	1,118	949	889	126	264
0	110	55	55	110	55	55
1-5	531	289	242	531	289	242
5-10	664	338	326	664	338	326
10-15	642	328	314	642	328	314
15-20	603	297	306	497	271	226	96	24	72	10	2	8
20-30	922	502	420	257	171	86	628	316	312	37	15	22
30-40	684	364	320	54	37	17	574	305	269	56	22	34
40-50	514	266	248	21	10	11	428	248	174	71	28	43
50-60	300	146	154	10	5	5	215	127	88	75	14	61
60 and over	281	144	137	11	4	7	130	96	34	149	44	96
Mahomedans born in Burma. ...	4,898	2,229	2,469	2,688	1,309	1,279	1,759	827	982	861	98	268
0	110	55	55	110	55	55
1-5	522	285	237	522	285	237
5-10	658	335	323	658	335	323
10-15	601	308	293	621	308	293
15-20	527	223	304	433	207	226	85	15	70	9	1	8
20-30	748	334	414	173	88	85	542	235	307	33	11	22
30-40	553	240	313	35	18	17	471	262	209	47	13	34
40-50	437	210	227	18	7	11	360	187	173	59	18	41
50-60	272	128	144	8	3	5	192	106	86	72	13	59
60 and over	250	115	135	10	3	7	109	75	34	138	37	94
Christian (all ages) ...	960	488	468	612	269	243	884	196	188	60	28	87

SANDWAY.

IMPERIAL TABLE VIII.—Age, Sex, and Civil Condition by Religion.

DISTRICT, RELIGION, AND AGE.	POPULATION.			UNMARRIED.			MARRIED.			WIDOWED.		
	Persons.	Males.	Females.	Persons.	Males.	Females.	Persons.	Males.	Females.	Persons.	Males.	Females.
1	2	3	4	5	6	7	8	9	10	11	12	13
All Religions	841,962	236,689	105,278	149,731	100,831	48,900	174,867	129,602	45,865	17,864	6,856	11,008
0	5,260	2,604	2,596	5,260	2,604	2,596
1-5	17,492	8,761	8,731	17,481	8,752	8,729	11	9	2
5-10	23,280	12,112	11,168	23,216	12,100	11,116	27	12	15	37	...	37
10-15	25,390	14,913	10,477	24,852	14,696	10,156	512	217	295	26	...	26
15-20	32,450	21,377	11,103	25,006	18,442	7,164	6,704	2,905	3,799	170	30	140
20-30	95,831	72,107	23,724	36,904	31,523	5,441	57,341	39,858	17,483	1,536	726	800
30-40	74,068	57,238	16,830	20,590	8,662	1,928	60,508	47,121	13,387	2,970	1,455	1,515
40-50	39,205	29,173	10,032	3,558	2,596	962	31,723	25,140	6,583	3,924	1,437	2,487
50-60	17,944	11,982	5,962	1,370	853	517	12,552	9,883	2,669	4,022	1,246	2,776
60 and over	11,014	6,362	4,650	834	543	291	5,489	4,357	1,132	4,689	1,462	3,227
Buddhist	111,650	58,077	68,478	81,005	88,848	27,162	42,047	21,940	20,107	8,498	2,294	6,204
0	2,565	1,273	1,292	2,565	1,273	1,292
1-5	7,842	3,963	3,879	7,842	3,963	3,879
5-10	10,173	5,036	5,137	10,173	5,036	5,137
10-15	11,598	5,877	5,721	11,565	5,872	5,693	27	5	22	6	...	6
15-20	19,354	6,154	6,200	10,674	5,908	4,766	1,572	238	1,334	108	8	100
20-30	24,242	13,405	10,837	11,590	7,964	3,626	12,119	5,311	6,808	533	130	403
30-40	18,063	9,978	8,085	3,090	2,294	1,396	13,265	7,323	5,942	1,108	361	747
40-50	11,960	6,372	5,588	1,609	873	736	8,600	5,002	3,598	1,751	497	1,254
50-60	7,099	3,419	3,680	752	347	405	4,217	2,560	1,657	2,130	512	1,618
60 and over	5,654	2,600	3,054	545	313	232	2,247	1,501	746	2,862	786	2,076
Animist	2,888	2,138	747	1,668	1,218	346	1,218	878	845	102	46	67
0	43	22	21	43	22	21
1-5	159	80	73	159	86	73
5-10	239	140	99	239	140	99
10-15	222	131	91	219	130	89	3	1	2
15-20	244	190	54	233	188	45	10	2	8	1	...	1
20-30	687	549	138	380	367	13	305	182	123	2
30-40	636	510	126	195	193	2	428	311	117	13	6	7
40-50	404	317	87	76	75	1	299	230	69	29	12	17
50-60	173	136	37	16	14	2	131	111	20	26	11	15
60 and over	76	55	21	3	3	...	42	36	6	31	16	15
Hindu	126,002	102,818	22,889	89,712	82,221	7,491	80,851	67,790	18,061	4,489	2,802	2,187
0	1,163	586	583	1,163	586	583
1-5	4,065	2,015	2,050	4,056	2,008	2,048	9	7	2
5-10	5,582	3,039	2,543	5,522	3,027	2,495	24	12	12	36	...	36
10-15	5,801	4,168	1,633	5,421	4,012	1,417	354	156	198	18	...	18
15-20	9,824	7,966	1,858	6,468	6,041	427	3,321	1,910	1,411	35	15	20
20-30	41,454	35,109	6,345	12,139	11,810	329	28,745	22,924	5,821	570	375	195
30-40	33,614	29,343	4,271	3,665	3,486	119	29,049	25,272	3,777	960	635	325
40-50	15,449	13,517	1,932	918	879	39	13,388	12,083	1,305	1,143	555	588
50-60	5,561	4,644	917	286	263	23	4,352	3,970	382	923	411	512
60 and over	2,483	1,876	607	120	109	11	1,609	1,456	153	754	311	443
Hindus born in Burma	12,680	6,721	6,909	8,888	6,488	4,410	2,478	1,169	1,319	269	79	180
0	981	496	485	981	496	485
1-5	2,748	1,343	1,405	2,746	1,342	1,404	2	1	1
5-10	3,040	1,543	1,497	3,028	1,539	1,489	12	4	8
10-15	1,774	972	804	1,707	961	746	65	9	56
15-20	1,034	560	474	693	508	185	335	51	284	2	1	5
20-30	1,781	1,011	770	605	528	77	1,121	464	657	55	19	36
30-40	821	510	291	100	84	16	633	399	234	68	27	41
40-50	313	192	121	21	17	4	227	162	65	65	13	52
50-60	94	62	32	6	4	2	54	47	7	34	9	25
60 and over	64	36	28	6	4	2	23	22	7	25	10	19
Hindus born outside Burma.	112,872	95,692	16,780	29,819	26,788	3,081	78,878	66,681	11,742	4,180	2,228	1,967
0	188	90	98	188	90	98
1-5	1,317	672	645	1,310	666	644	7	6	1
5-10	2,542	1,496	1,046	2,494	1,488	1,006	12	8	4	36	...	36
10-15	4,027	3,198	829	3,722	3,051	671	239	147	142	16	...	16
15-20	8,790	7,406	1,384	5,775	5,533	242	2,986	1,859	1,127	79	14	15
20-30	39,573	34,098	5,575	11,534	11,282	252	27,621	22,460	5,164	215	356	159
30-40	32,813	28,883	3,930	3,505	3,402	103	28,416	24,873	3,543	892	608	284
40-50	15,136	13,325	1,811	897	862	35	13,161	11,981	1,180	1,078	542	536
50-60	5,467	4,384	883	280	259	21	4,298	3,923	375	289	222	267
60 and over	2,419	1,440	579	114	105	9	1,580	1,434	146	725	301	424

RANGOON TOWN.

IMPERIAL TABLE VII B.—Age, Sex, and Civil Condition by Religion.

DISTRICT, RELIGION, AND AGE.	POPULATION.			UNMARRIED.			MARRIED.			WIDOWED.		
	Persons.	Males.	Females.	Persons.	Males.	Females.	Persons.	Males.	Females.	Persons.	Males.	Females.
1	2	3	4	5	6	7	8	9	10	11	12	13
Mahomedan	81,864	49,520	12,484	26,219	19,878	6,641	34,462	28,726	6,726	2,283	1,116	1,167
0	685	365	300	685	365	320
1-5	2,539	1,291	1,248	2,537	1,289	1,248
5-10	3,352	1,798	1,554	3,348	1,798	1,550
10-15	4,083	2,221	1,862	3,971	2,170	1,801
15-20	6,166	4,865	1,301	4,795	4,186	609	1,357	672	685	14	7	7
20-30	19,764	16,867	2,897	7,840	7,462	378	11,634	9,216	2,418	290	189	101
30-40	13,912	12,054	1,858	1,474	1,330	144	11,922	10,385	1,537	516	339	177
40-50	6,918	5,906	1,012	380	323	57	6,017	5,341	676	521	242	279
50-60	2,934	2,399	535	122	99	23	2,379	2,140	239	433	160	273
60 and over	1,601	1,154	447	67	56	11	1,025	919	109	506	179	327
Mahomedans born in Burma.	18,468	8,270	8,198	10,186	6,669	4,687	6,629	2,627	3,002	808	174	629
0	646	344	302	646	344	302
1-5	2,161	1,087	1,074	2,160	1,086	1,074
5-10	2,517	1,281	1,236	2,515	1,281	1,234
10-15	2,806	1,402	1,404	2,172	1,195	977	32	7	25
15-20	1,749	805	944	1,254	748	506	488	57	431	7	...	7
20-30	3,138	1,507	1,631	1,008	715	293	2,017	756	1,261	113	36	77
30-40	2,070	1,104	966	22	148	104	1,684	920	764	134	36	98
40-50	1,068	515	553	86	39	47	792	441	351	190	35	155
50-60	527	265	262	29	6	23	345	228	117	153	31	122
60 and over	386	160	226	14	7	7	169	117	52	203	36	167
Mahomedans born outside Burma.	45,486	41,250	4,236	16,083	14,109	974	28,923	26,199	2,724	1,480	942	688
0	39	21	18	39	21	18
1-5	378	204	174	377	203	174
5-10	835	517	318	833	517	316
10-15	1,871	1,619	258	1,799	1,575	224	78	44	34
15-20	4,417	4,060	357	3,541	3,438	103	869	615	254	7	7	...
20-30	16,616	15,360	1,266	6,832	6,747	85	9,617	8,460	1,157	177	153	24
30-40	11,842	10,950	892	1,222	1,182	40	10,238	9,465	773	322	303	79
40-50	5,850	5,391	459	294	284	10	5,225	4,900	325	331	207	124
50-60	2,407	2,134	273	93	93	...	2,034	1,912	122	280	129	151
60 and over	1,215	994	221	53	49	4	859	802	57	303	143	160
Christian	26,316	14,286	11,079	14,662	8,646	6,017	9,271	6,298	3,073	1,482	893	1,089
0	608	316	292	608	316	292
1-5	1,940	921	1,019	1,940	921	1,019
5-10	2,481	1,269	1,212	2,481	1,269	1,212
10-15	2,357	1,171	1,186	2,347	1,168	1,179	10	3	7
15-20	2,553	1,325	1,228	2,289	1,303	986	253	22	231	11	...	11
20-30	6,277	3,688	2,589	3,438	2,533	905	2,742	1,134	1,608	97	21	76
30-40	4,476	2,812	1,664	937	710	227	3,264	2,018	1,246	275	84	191
40-50	2,576	1,612	964	342	232	110	1,879	1,289	590	355	91	264
50-60	1,295	752	543	111	57	54	819	598	221	365	97	268
60 and over	752	370	382	69	36	33	304	234	70	379	100	279
Others (all ages)	16,268	10,407	4,861	7,870	6,326	2,844	7,028	4,876	2,153	660	206	864
0	190	102	88	190	102	88
1-5	947	485	462	947	485	462
5-10	1,453	830	623	1,453	830	623
10-15	1,329	745	584	1,321	744	577	8	1	7
15-20	1,339	877	462	1,147	816	331	191	61	130	1	...	1
20-30	3,407	2,489	918	1,577	1,387	190	1,796	1,091	705	31	11	23
30-40	3,267	2,491	876	689	649	40	2,580	1,812	768	98	30	68
40-50	898	1,449	449	233	214	19	1,540	1,195	345	122	40	85
50-60	882	632	250	83	73	10	654	504	150	145	55	90
60 and over	446	307	139	30	26	4	259	211	48	157	70	87
All Religions	298,088	168,794	136,289	164,448	99,789	78,707	107,764	67,787	49,967	20,888	8,268	12,616
0	6,086	3,010	3,076	6,086	3,010	3,076
1-5	30,942	15,422	15,520	30,942	15,422	15,520
5-10	35,063	18,086	17,877	35,062	18,086	17,876
10-15	33,587	17,671	15,916	33,515	17,651	15,864	72	20	52
15-20	89,135	44,619	44,516	74,763	43,554	41,209	4,118	1,032	3,086	254	33	221
20-30	52,894	28,458	24,436	20,808	14,064	6,744	30,169	13,638	16,531	1,917	756	1,161
30-40	42,247	24,651	17,596	7,081	5,231	1,850	31,974	17,908	14,066	3,192	1,512	1,680
40-50	29,457	16,733	12,784	3,863	2,984	779	22,273	12,877	9,396	4,321	1,772	2,549
50-60	17,770	9,489	8,281	1,328	917	411	11,873	7,005	4,868	4,569	1,567	3,008
60 and over	15,002	8,655	6,347	1,098	790	378	7,274	5,307	1,967	6,630	2,228	4,003

RANGOON TOWN—concluded.

INSEIN.

IMPERIAL TABLE VIII.—Age, Sex, and Civil Condition by Religion.

DISTRICT, RELIGION, AND AGE.	POPULATION.			UNMARRIED.			MARRIED.			WIDOWED.		
	Percent.	Males.	Females.	Percent.	Males.	Females.	Percent.	Males.	Females.	Percent.	Males.	Females.
1	2	3	4	5	6	7	8	9	10	11	12	13
Buddhist ...	241,481	122,808	119,118	186,892	72,109	64,788	86,986	48,948	42,988	17,658	6,871	17,842
0	5,213	2,593	2,620	5,213	2,593	2,620
1-5	20,859	13,375	13,484	20,859	13,375	13,484
5-10	31,123	15,537	15,586	31,123	15,537	15,586
10-15	29,487	15,270	14,157	29,384	15,270	14,114	43	...	43
15-20	24,861	11,984	12,877	21,327	11,239	10,088	3,314	725	2,589	200	80	800
20-30	41,268	20,220	21,042	15,377	9,475	5,902	24,287	10,198	14,089	1,598	547	1,051
30-40	31,921	16,811	15,110	4,118	2,503	1,615	25,247	13,248	12,005	2,556	1,066	1,400
40-50	23,402	12,146	11,256	1,740	1,065	675	18,104	9,816	8,308	3,538	1,265	2,273
50-60	14,795	7,454	7,341	920	552	368	9,298	5,071	4,627	3,977	1,231	2,746
60 and over	12,618	6,978	5,640	831	500	331	6,028	4,896	1,727	5,764	2,182	3,582
Animist ...	8,211	2,868	868	1,690	1,260	480	1,888	981	857	188	117	100
0	51	29	22	51	29	22
1-5	261	150	111	261	150	111
5-10	295	163	130	295	163	130
10-15	248	169	79	248	169	79
15-20	208	143	65	190	140	50	18	3	15
20-30	575	425	150	310	227	23	249	132	117	16	6	10
30-40	676	550	126	188	122	6	444	331	113	44	37	7
40-50	500	404	96	93	90	3	360	283	77	47	31	16
50-60	242	200	42	33	32	1	179	155	24	30	13	17
60 and over	155	125	30	21	18	3	88	77	11	46	30	16
Hindu ...	24,668	18,872	6,786	12,484	8,798	2,686	10,686	7,982	2,724	1,588	1,112	420
0	315	148	167	315	148	167
1-5	1,487	724	763	1,487	724	763
5-10	1,836	1,048	788	1,836	1,048	788
10-15	1,443	949	494	1,426	930	494	17	17
15-20	1,789	1,318	471	1,239	1,069	170	526	240	286	84	9	15
20-30	6,356	5,136	1,220	2,940	2,792	148	3,231	2,197	1,034	185	147	38
30-40	5,969	5,025	944	2,008	1,959	56	3,627	2,817	810	334	256	78
40-50	3,220	2,729	491	771	742	29	2,036	1,670	366	413	317	96
50-60	1,322	1,052	270	263	253	10	772	609	163	227	190	97
60 and over	921	743	178	149	138	11	477	412	65	295	193	102
Hindus born in Burma ...	6,888	8,016	2,867	4,267	2,617	1,780	946	480	616	141	89	72
0	255	119	136	255	119	136
1-5	1,155	550	605	1,155	550	605
5-10	1,259	691	568	1,259	691	568
10-15	750	441	309	750	441	309
15-20	458	281	177	342	258	84	112	23	89	4	...	4
20-30	717	411	306	322	263	59	372	137	235	23	11	12
30-40	423	291	132	118	107	11	264	158	106	41	26	15
40-50	212	135	77	63	59	4	121	62	59	28	14	14
50-60	89	52	37	17	16	1	48	28	20	24	8	16
60 and over	65	45	20	16	13	3	28	22	6	21	10	11
Mahomedan ...	7,990	6,891	2,699	4,871	2,998	1,878	8,151	2,081	1,070	488	812	166
0	155	66	89	155	66	89
1-5	728	357	371	728	357	371
5-10	823	428	395	822	438	384	1	...	1
10-15	717	426	291	705	423	282	12	3	9
15-20	663	434	229	519	392	127	140	38	108	4	4	...
20-30	1,830	1,341	491	806	731	75	987	580	407	39	30	9
30-40	1,488	1,115	373	403	378	25	978	659	319	107	78	29
40-50	786	630	156	147	137	10	544	425	119	95	68	27
50-60	384	266	118	47	41	6	247	172	75	90	53	37
60 and over	414	318	96	39	35	4	242	204	38	133	79	54
Mahomedans born in Burma. ...	8,008	1,960	1,966	2,694	1,877	1,217	1,164	614	640	168	89	89
0	153	65	88	153	65	88
1-5	659	318	341	659	318	341
5-10	705	358	347	705	358	347
10-15	514	267	247	511	267	244	3	...	3
15-20	355	173	182	274	160	114	81	13	68
20-30	622	293	329	190	130	58	416	152	264	16	0	7
30-40	439	233	206	59	44	15	345	174	171	25	15	20
40-50	205	104	101	28	21	7	156	79	77	21	4	17
50-60	102	63	39	8	7	1	79	45	34	38	11	24
60 and over	132	76	56	7	5	2	74	57	23	51	20	31

INSEIN—continued.

IMPERIAL TABLE VII B.—Age, Sex, and Civil Condition by Religion.

DISTRICT, RELIGION, AND AGE.		POPULATION.			UNMARRIED.			MARRIED.			WIDOWED.			
		Persons.	Males.	Females.	Persons.	Males.	Females.	Persons.	Males.	Females.	Persons.	Males.	Females.	
		1	2	3	4	5	6	7	8	9	10	11	12	
INSEIN—concluded.	Christian	16,670	7,688	7,891	8,980	4,618	4,467	5,571	2,769	2,802	1,028	406	622	
	0	346	169	177	346	169	177	
	1—5	1,590	804	786	1,590	804	786	
	5—10	1,868	893	975	1,868	893	975	
	10—15	1,749	855	894	1,749	855	894	
	15—20	1,608	735	873	1,483	709	774	119	26	93	6	...	6	
	20—30	2,830	1,311	1,519	1,359	763	596	1,398	522	870	79	96	53	
	30—40	2,151	1,117	1,034	353	205	148	1,651	841	810	147	71	76	
	40—50	1,529	807	722	111	49	62	1,196	671	525	222	87	135	
	50—60	1,016	508	508	64	38	26	770	398	378	188	78	104	
	60 and over	892	489	403	57	28	29	443	317	126	392	144	248	
	Others (all ages)	164	117	47	79	61	18	72	46	26	18	10	8	
HANTHAWADDY.	All Religions	364,624	201,048	163,581	206,846	117,511	88,834	134,066	73,167	60,899	24,223	10,875	18,848	
	0	8,251	4,144	4,107	8,251	4,144	4,107	
	1—5	36,983	18,336	18,647	36,983	18,336	18,647	
	5—10	44,930	22,396	22,534	44,930	22,398	22,532	
	10—15	41,472	22,048	19,424	41,410	22,037	19,373	59	9	50	3	9	1	
	15—20	36,040	18,737	17,303	39,583	17,533	13,050	5,184	1,160	4018	273	38	235	
	20—30	67,766	38,724	29,042	57,367	29,030	20,337	38,032	17,760	20,272	2,367	934	1,433	
	30—40	52,505	31,888	20,617	49,447	24,441	25,006	39,640	22,786	16,863	3,409	1,601	1,748	
	40—50	36,653	21,612	15,041	4,164	3,219	945	27,610	16,198	11,412	4,879	2,195	2,684	
	50—60	21,188	11,851	9,337	1,770	1,303	467	14,275	8,462	5,813	5,143	2,086	3,057	
	60 and over	18,836	11,305	7,531	1,440	1,070	370	9,847	6,776	3,471	8,149	3,459	4,690	
		Buddhist	298,759	148,764	146,006	188,664	88,746	79,808	104,478	51,865	52,611	20,729	8,148	12,586
	0	7,294	3,685	3,609	7,294	3,685	3,609	
	1—5	31,847	15,665	16,182	31,847	15,665	16,182	
	5—10	38,823	19,132	19,691	38,823	19,132	19,691	
	10—15	36,285	18,661	17,624	36,259	18,661	17,598	25	...	25	1	...	1	
	15—20	30,099	14,283	15,816	25,919	13,613	12,306	3,947	642	3,305	233	28	205	
	20—30	49,371	24,096	25,275	18,628	11,673	6,955	28,776	11,742	17,034	1,967	681	1,286	
	30—40	37,339	19,587	17,752	5,104	3,244	1,860	29,588	15,212	14,316	2,707	1,131	1,576	
	40—50	28,580	15,001	13,579	2,415	1,557	858	22,160	11,803	10,327	4,045	1,641	2,404	
	50—60	17,626	9,111	8,515	1,179	763	416	12,091	6,765	5,320	4,356	1,583	2,773	
	60 and over	16,495	9,533	6,962	1,086	753	333	7,989	5,701	2,288	7,420	3,079	4,341	
		Animist	6,202	3,097	1,206	2,742	2,168	584	2,154	1,616	539	806	824	82
	0	87	50	37	87	50	37	
	1—5	411	218	193	411	218	193	
	5—10	433	257	176	433	257	176	
	10—15	339	224	108	322	217	105	8	5	3	2	2	...	
	15—20	311	246	65	280	236	44	29	10	19	2	...	2	
	20—30	1,119	885	234	575	551	24	522	320	202	22	14	8	
	30—40	1,247	1,025	222	392	384	8	788	592	196	67	49	18	
	40—50	714	605	109	154	144	10	501	415	86	59	46	13	
50—60	315	274	41	54	52	2	193	171	22	68	51	17		
60 and over	233	193	40	34	29	5	113	102	11	86	62	24		
	Hindu	47,828	26,866	11,961	24,826	19,218	6,608	20,211	14,643	6,668	2,289	1,504	786	
0	548	247	301	548	247	301		
1—5	3,341	1,733	1,608	3,341	1,733	1,608		
5—10	3,923	2,093	1,830	3,923	2,093	1,830		
10—15	3,361	2,245	1,116	3,344	2,245	1,099	17	...	17		
15—20	3,859	2,095	894	2,709	2,522	378	935	437	498	24	6	18		
20—30	10,461	9,940	2,512	5,631	5,445	186	6,892	4,332	2,240	258	172	86		
30—40	10,486	8,548	1,938	3,142	3,045	97	6,891	5,152	1,739	453	351	102		
40—50	5,534	4,623	911	1,310	1,200	50	3,639	2,903	676	585	400	185		
50—60	2,398	1,885	513	434	398	36	1,411	1,123	288	553	364	189		
60 and over	1,415	1,077	338	253	230	23	740	636	110	416	211	205		
	Hindus born in Burma	12,029	6,498	5,681	9,964	5,682	4,272	1,868	721	1,187	217	95	122	
0	477	216	261	477	216	261		
1—5	2,781	1,415	1,366	2,781	1,415	1,366		
5—10	3,043	1,567	1,476	3,043	1,567	1,476		
10—15	1,984	1,102	822	1,924	1,102	822		
15—20	1,073	598	475	804	562	242	257	33	224	12	3	9		
20—30	1,546	848	698	651	584	67	849	854	595	46	10	36		
30—40	754	478	276	186	164	22	586	290	236	42	24	19		
40—50	270	175	95	58	43	9	167	108	59	51	24	87		
50—60	99	59	40	17	15	2	49	30	19	33	14	19		
60 and over	68	40	22	19	14	5	10	6	4	38	20	13		

IMPERIAL TABLE VIII.—Age, Sex, and Civil Condition by Religion.

DISTRICT, RELIGION, AND AGE.	POPULATION.			UNMARRIED.			MARRIED.			WIDOWED.		
	Persons.	Males.	Females.	Persons.	Males.	Females.	Persons.	Males.	Females.	Persons.	Males.	Females.
1	2	3	4	5	6	7	8	9	10	11	12	13
HANTHAWADDY—concluded.												
Mahomedan	12,811	9,651	3,260	7,120	6,412	1,708	6,088	3,799	1,284	608	340	268
0	213	98	115	213	98	115
1—5	801	393	408	801	393	408
5—10	1,042	551	491	1,042	551	491
10—15	977	508	379	977	508	374	5	...	5
15—20	1,306	905	341	1,101	907	194	200	57	143	5	1	4
20—30	3,744	3,134	610	2,031	1,949	82	1,617	1,134	483	96	51	45
30—40	2,454	2,066	388	633	611	22	1,695	1,305	330	126	90	36
40—50	1,240	908	242	200	180	11	911	734	177	129	75	54
50—60	551	390	161	76	68	8	369	263	106	106	59	47
60 and over	483	358	125	51	48	3	286	246	40	146	64	82
Mahomedans born in Burma.	6,184	2,641	2,643	3,414	1,833	1,581	1,501	628	878	269	86	184
0	205	92	113	205	92	113
1—5	748	369	379	748	369	379
5—10	928	477	451	928	477	451
10—15	759	406	353	754	406	348	5	...	5
15—20	550	260	290	419	240	179	120	19	107	5	1	4
20—30	834	384	450	253	182	71	528	189	319	53	13	40
30—40	506	240	266	58	37	21	405	187	218	43	16	27
40—50	315	153	162	31	21	10	228	114	114	56	18	38
50—60	190	78	112	12	5	7	131	57	74	47	16	31
60 and over	149	82	67	6	4	2	78	57	21	65	21	44
Christian	5,088	3,028	2,068	2,948	1,860	1,088	1,880	1,016	844	278	152	126
0	105	63	42	105	63	42
1—5	564	298	266	504	298	206
5—10	681	349	332	681	349	332
10—15	495	307	188	494	306	188	1	1
15—20	442	265	177	372	248	124	61	14	47	9	3	6
20—30	954	561	393	462	372	90	470	174	296	22	15	7
30—40	853	554	299	157	138	19	642	378	264	54	32	16
40—50	522	330	192	71	55	16	393	245	148	58	30	28
50—60	268	165	103	26	21	5	185	118	67	57	26	31
60 and over	202	136	66	16	10	6	108	86	22	78	40	38
Others (all ages)	440	348	92	156	117	38	272	219	63	13	12	1
THARRAWADDY.												
All Religions	492,429	246,261	246,168	264,039	137,478	126,563	191,461	87,289	84,182	38,989	11,516	26,428
0	13,883	6,936	6,947	13,883	6,936	6,947
1—5	51,928	25,495	26,433	51,928	25,495	26,433
5—10	62,705	30,899	31,806	62,705	30,899	31,806
10—15	59,047	30,402	28,645	59,031	30,402	28,640	16	...	16
15—20	52,371	25,139	27,232	44,124	23,583	20,541	7,826	1,488	6,338	421	68	353
20—30	83,866	41,476	42,390	22,388	14,767	8,121	57,120	25,432	31,688	3,258	1,277	2,581
30—40	65,847	34,399	31,448	4,861	3,074	1,787	55,564	29,305	26,199	5,422	1,060	3,469
40—50	49,092	24,874	24,218	2,112	1,215	897	39,426	21,364	18,062	7,554	2,295	5,059
50—60	29,577	14,169	15,408	1,028	577	451	19,932	11,395	8,537	8,017	2,197	6,420
60 and over	23,513	12,472	11,041	879	528	351	11,567	8,225	3,342	11,067	3,719	7,348
Buddhist	467,658	229,477	238,081	261,744	129,226	132,518	180,048	89,856	90,788	35,171	10,896	24,778
0	13,330	6,657	6,673	13,330	6,657	6,673
1—5	50,151	24,572	25,579	50,151	24,572	25,579
5—10	60,568	29,789	30,779	60,568	29,789	30,779
10—15	57,673	29,849	27,824	57,660	29,849	27,811	13	...	13
15—20	50,170	23,748	26,422	42,365	22,371	19,994	7,399	1,317	6,082	492	60	346
20—30	78,100	37,330	40,771	20,375	12,830	7,745	54,081	23,571	20,510	3,644	1,128	2,516
30—40	60,883	30,389	30,494	3,825	2,104	1,721	52,001	26,811	25,193	5,054	1,674	3,380
40—50	46,268	22,714	23,491	1,770	908	862	37,258	19,766	17,498	7,129	2,040	5,140
50—60	28,094	13,166	14,928	903	476	427	18,956	10,665	8,201	8,235	2,005	6,230
60 and over	22,821	11,684	10,697	797	470	327	10,932	7,725	3,207	10,682	3,429	7,153

IMPERIAL TABLE VIII.—Age, Sex, and Civil Condition by Religion.

DISTRICT, RELIGION, AND AGE.	POPULATION.			UNMARRIED.			MARRIED.			WIDOWED.		
	Persons.	Males.	Females.	Persons.	Males.	Females.	Persons.	Males.	Females.	Persons.	Males.	Females.
1	2	3	4	5	6	7	8	9	10	11	12	13
Animist (all ages) ..	2,129	1,000	529	971	729	242	1,082	783	249	126	68	88
Hindu	9,179	7,422	1,757	4,113	3,881	762	4,293	8,436	868	773	626	1
0	143	73	70	143	73	70
1—5	418	209	209	418	209	209
5—10	512	267	245	512	267	245
10—15	474	323	151	474	323	151
15—20	675	557	118	480	446	34	187	104	83	8	7	1
20—30	2,606	2,231	375	1,171	1,145	26	1,314	978	336	191	108	83
30—40	2,358	2,039	313	609	603	6	1,532	1,249	283	211	187	24
40—50	1,173	1,043	130	201	196	5	789	692	97	183	155	28
50—60	477	391	86	63	61	2	283	243	39	138	87	45
60 and over	349	289	60	48	38	4	189	169	20	118	82	36
Hindu born in Burma	1,477	805	672	1,189	853	638	251	181	120	37	21	18
0	125	62	63	125	62	63
1—5	330	161	169	330	161	169
5—10	305	186	179	305	186	179
10—15	216	119	97	216	119	97
15—20	106	64	42	78	54	18	38	8	24	2	2	...
20—30	177	102	75	51	43	8	120	53	67	6	6	...
30—40	99	69	30	23	21	2	67	48	25	0	6	3
40—50	31	24	7	2	2	...	21	17	4	8	5	3
50—60	22	15	7	4	4	...	9	9	...	9	2	7
60 and over	6	3	3	1	1	...	2	2	...	3	...	3
Mahomedan	5,421	3,786	1,886	2,765	1,936	830	2,849	1,688	761	807	218	94
0	155	73	82	155	73	82
1—5	418	228	190	418	228	190
5—10	520	270	250	520	270	250
10—15	488	253	175	425	253	178
15—20	546	356	190	396	311	85	145	44	102	5	1	4
20—30	1,397	971	356	546	510	36	743	437	306	38	24	14
30—40	1,012	795	217	222	210	12	721	539	189	69	53	16
40—50	523	414	109	58	55	3	410	316	94	55	43	12
50—60	268	199	69	80	20	...	186	145	41	68	34	28
60 and over	224	177	47	5	5	...	141	114	27	78	58	20
Mahomedans born in Burma	2,594	1,224	1,370	1,682	867	776	862	888	624	100	29	71
0	150	73	77	150	73	77
1—5	391	212	179	391	212	179
5—10	473	244	229	473	244	229
10—15	324	166	158	324	166	158
15—20	278	108	170	177	93	84	97	14	83	4	1	3
20—30	429	170	259	88	54	34	328	110	212	19	6	13
30—40	274	123	151	21	13	11	232	106	126	18	4	14
40—50	136	64	72	4	1	3	117	57	60	15	6	9
50—60	81	39	49	1	1	...	54	26	28	26	5	21
60 and over	58	32	26	40	25	15	18	7	11
Christian	8,074	3,970	4,104	4,426	2,208	2,218	3,091	1,673	1,618	667	189	368
0	205	113	92	205	113	92
1—5	772	378	394	772	378	394
5—10	921	455	466	921	455	466
10—15	897	461	436	897	461	436
15—20	854	387	467	781	370	411	72	17	55	1	...	1
20—30	1,440	657	783	642	334	308	750	310	440	48	13	35
30—40	1,116	578	538	107	64	43	950	489	461	59	25	34
40—50	840	413	427	43	16	27	689	361	328	108	36	72
50—60	580	299	281	27	6	21	398	245	123	155	48	107
60 and over	449	229	220	31	11	20	238	151	81	126	67	119
Others (all ages) ...	68	56	12	20	17	3	43	25	8	6	4	1

THARRAWADDY—concluded.

IMPERIAL TABLE VIII.—Age, Sex, and Civil Condition by Religion.

DISTRICT, RELIGION, AND AGE.	POPULATION.			UNMARRIED.			MARRIED.			WIDOWED.		
	Persons.	Males.	Females.	Persons.	Males.	Females.	Persons.	Males.	Females.	Persons.	Males.	Females.
1	2	3	4	5	6	7	8	9	10	11	12	13
All Religions ...	446,620	236,324	210,296	261,811	139,067	112,244	164,242	84,602	79,740	80,067	11,756	16,812
0	9,888	4,928	4,954	9,888	4,928	4,954
1—5	47,837	23,513	24,324	47,837	23,513	24,324
5—10	56,326	27,901	28,425	56,326	27,901	28,425
10—15	58,611	27,679	24,938	58,611	27,679	24,938	45	14	31	1	...	1
15—20	44,237	21,768	22,469	37,017	20,438	16,585	6,821	1,246	5,575	399	90	309
20—30	80,274	42,116	38,158	30,645	21,696	8,919	46,534	19,201	27,333	3,095	1,219	1,876
30—40	64,402	37,167	27,235	10,019	7,807	2,212	49,623	27,043	22,580	4,760	2,317	2,443
40—50	43,224	24,422	18,802	3,819	2,893	926	33,249	19,038	14,211	6,156	2,491	3,665
50—60	25,587	13,763	11,884	1,830	1,308	528	17,156	10,236	6,920	6,601	2,225	4,376
60 and over	21,240	12,067	9,173	1,371	930	441	10,814	7,724	3,090	9,055	3,413	5,642
Buddhist ...	878,887	191,186	187,162	218,409	112,687	100,722	139,844	69,718	69,928	26,284	8,782	16,602
0	8,839	4,413	4,426	8,839	4,413	4,426
1—5	41,557	20,365	21,192	41,557	20,365	21,192
5—10	49,400	24,304	25,096	49,400	24,304	25,096
10—15	47,023	24,293	22,710	47,023	24,293	22,710	21	2	19	1	...	1
15—20	39,006	18,445	20,561	33,030	17,547	15,483	5,649	853	4,796	327	45	282
20—30	65,379	31,875	33,504	23,317	15,117	8,200	39,538	15,967	23,571	2,584	791	1,733
30—40	50,731	27,053	23,678	5,730	3,786	1,944	41,362	21,777	19,585	3,639	1,490	2,149
40—50	36,117	19,164	16,953	2,156	1,453	803	28,740	15,873	12,867	5,121	1,838	3,283
50—60	21,921	11,160	10,761	1,230	760	470	14,933	8,044	6,289	5,758	1,756	4,003
60 and over	18,364	10,113	8,251	1,049	651	398	9,401	6,000	4,801	7,914	2,862	5,052
Animist ...	6,707	4,688	2,174	8,689	2,629	1,110	2,604	1,708	898	464	298	166
0	125	69	56	125	69	56
1—5	606	322	284	606	322	284
5—10	684	372	312	684	372	312
10—15	590	348	242	589	347	242	1	1
15—20	501	320	181	426	306	120	74	13	61	1	1	...
20—30	1,245	851	394	602	544	58	594	271	323	49	36	13
30—40	1,396	1,061	335	376	359	17	918	628	290	102	74	28
40—50	839	656	183	139	120	19	582	446	136	118	81	37
50—60	437	322	115	60	57	3	277	207	70	100	58	42
60 and over	284	212	72	38	24	8	158	140	18	94	48	46
Hindu ...	40,868	27,664	18,802	22,888	16,681	6,807	14,922	8,924	6,998	8,046	2,049	897
0	528	256	272	528	256	272
1—5	3,881	1,973	1,908	3,881	1,973	1,908
5—10	4,212	2,219	1,993	4,212	2,219	1,993
10—15	3,037	1,913	1,124	3,020	1,903	1,117	17	10	7
15—20	2,801	1,903	898	1,944	1,559	385	789	300	489	68	44	24
20—30	9,218	6,452	2,766	4,474	4,130	314	4,352	2,005	2,347	398	317	75
30—40	8,914	6,655	2,259	3,035	2,893	162	4,998	3,168	1,830	761	594	167
40—50	4,420	3,348	1,078	1,139	1,067	72	2,686	1,835	791	661	446	215
50—60	2,186	1,627	559	418	384	34	1,280	943	337	488	300	188
60 and over	1,753	1,208	545	217	197	20	860	663	197	676	348	328
Hindus born in Burma ...	13,488	7,442	6,041	11,116	6,801	4,816	2,116	1,016	1,100	262	126	126
0	476	227	249	476	227	249
1—5	3,381	1,698	1,683	3,381	1,698	1,683
5—10	3,302	1,752	1,640	3,392	1,752	1,640
10—15	1,962	1,124	838	1,962	1,124	838
15—20	1,085	628	457	803	558	251	276	76	200	6	...	6
20—30	1,553	917	636	696	579	117	804	311	493	53	27	26
30—40	1,020	666	354	274	216	28	662	374	288	84	46	38
40—50	333	240	93	84	78	6	213	141	72	36	21	15
50—60	164	114	50	32	29	3	97	65	32	33	20	15
60 and over	117	76	41	16	16	...	63	48	15	38	12	26
Mahomedan ...	9,745	6,996	2,749	6,804	4,866	1,449	8,486	2,286	1,160	608	868	180
0	143	68	75	143	68	75
1—5	772	356	416	772	356	416
5—10	864	447	417	864	447	417
10—15	821	520	301	821	520	301
15—20	894	618	276	686	557	199	208	61	147
20—30	2,621	2,057	564	1,500	1,430	70	1,052	580	472	69	47	22
30—40	1,952	1,577	375	663	640	23	1,168	643	395	121	94	27
40—50	897	728	169	203	195	8	522	450	132	112	83	29
50—60	430	340	90	95	89	6	254	199	55	21	12	9
60 and over	351	285	66	57	53	4	171	152	193	103	60	43

PEGU.

IMPERIAL TABLE VII B.—Age, Sex, and Civil Condition by Religion.

DISTRICT, RELIGION, AND AGE.	POPULATION.			UNMARRIED.			MARRIED.			WIDOWED.		
	Persons.	Males.	Females.	Persons.	Males.	Females.	Persons.	Males.	Females.	Persons.	Males.	Females.
1	2	3	4	5	6	7	8	9	10	11	12	13
Mahomedans born in Burma.	4,002	1,959	2,043	2,722	1,471	1,251	1,163	452	711	117	36	81
0	140	66	74	140	66	74
1-5	689	310	379	689	310	379
5-10	737	377	360	737	377	360
10-15	558	298	260	558	298	260
15-20	418	198	220	385	181	104	153	17	116
20-30	647	279	368	293	150	53	494	121	301	29	6	14
30-40	435	199	236	71	57	14	343	156	137	21	6	15
40-50	213	112	101	21	17	4	166	89	77	20	6	20
50-60	102	63	39	12	9	3	68	47	21	22	7	15
60 and over	63	37	26	6	6	...	29	20	9	28	11	17
Christian	8,791	4,919	4,872	6,467	2,834	2,633	3,566	1,822	1,741	768	263	495
0	240	117	123	240	117	123
1-5	1,005	489	516	1,005	489	516
5-10	1,153	549	604	1,153	549	604
10-15	1,129	599	530	1,129	598	525	6	1	5
15-20	1,020	475	545	922	458	464	95	17	78	3	...	3
20-30	1,776	856	920	732	456	276	983	372	611	61	28	33
30-40	1,163	780	683	178	112	66	1,148	603	545	137	65	72
40-50	920	504	416	73	40	33	707	424	283	140	40	100
50-60	605	307	298	26	11	15	408	239	169	171	57	114
60 and over	480	243	237	15	4	11	219	166	53	246	73	173
Others (all ages)	184	137	47	104	81	23	71	49	22	9	7	2
All Religions	371,675	182,803	188,772	195,216	99,584	95,632	141,396	72,242	69,154	34,963	10,977	23,986
0	9,634	4,776	4,858	9,634	4,776	4,858
1-5	35,282	17,097	18,185	35,282	17,097	18,185
5-10	44,462	22,155	22,307	44,462	22,155	22,307
10-15	43,350	21,902	21,448	43,350	21,902	21,447	10	...	10	1	...	1
15-20	40,587	19,403	21,184	34,124	18,142	15,982	6,122	1,189	4,933	341	72	269
20-30	66,116	32,005	34,021	19,612	10,909	8,703	42,726	19,931	22,795	3,778	1,255	2,523
30-40	51,622	25,971	25,651	4,595	2,475	2,030	41,725	21,702	20,923	5,392	1,794	3,598
40-50	37,350	18,578	18,772	2,213	1,017	1,196	27,835	15,386	12,449	7,302	2,175	5,127
50-60	24,096	11,418	12,678	1,177	620	557	15,207	8,655	6,552	8,312	2,143	6,169
60 and over	18,470	9,408	9,068	868	491	377	7,771	5,379	2,392	9,837	3,538	6,299
Buddhist	858,283	172,327	183,956	187,927	94,590	93,337	134,605	67,419	67,086	33,851	10,318	23,588
0	9,388	4,663	4,725	9,388	4,663	4,725
1-5	34,230	16,586	17,644	34,230	16,586	17,644
5-10	43,153	21,460	21,693	43,153	21,460	21,693
10-15	42,301	21,252	21,049	42,306	21,252	21,044	4	...	4	1	...	1
15-20	39,346	18,640	20,706	33,164	17,482	15,682	5,850	1,091	4,759	332	67	265
20-30	62,149	30,177	32,972	17,994	9,457	8,507	40,544	18,550	21,994	3,611	1,140	2,471
30-40	48,403	23,473	24,930	3,799	1,820	1,979	39,454	20,445	19,420	5,150	1,619	3,531
40-50	35,594	17,272	18,322	1,997	833	1,164	26,560	14,115	12,145	7,037	2,224	5,013
50-60	23,824	10,800	13,024	1,084	522	542	14,612	8,222	6,410	8,123	2,956	6,072
60 and over	17,895	9,004	8,891	822	456	366	7,481	5,136	2,345	9,592	3,412	6,180
Animist	4,274	2,649	1,625	2,012	1,268	746	1,938	1,218	722	324	167	167
0	60	24	36	60	24	36
1-5	345	160	185	345	160	185
5-10	431	243	188	431	243	188
10-15	319	180	139	316	180	136	3	...	3
15-20	321	176	145	253	153	100	65	23	42	3	...	3
20-30	918	583	335	354	200	64	552	277	255	32	16	16
30-40	849	609	240	160	141	19	633	430	203	57	38	18
40-50	549	371	178	58	47	11	410	279	131	81	45	36
50-60	278	172	106	24	21	3	284	120	64	70	31	39
60 and over	204	131	73	11	7	4	111	87	24	82	37	45
Hindu	5,609	4,427	1,082	2,897	1,976	421	2,740	2,165	585	872	298	76
0	79	28	51	79	28	51
1-5	237	114	123	237	114	123
5-10	302	171	131	302	171	131
10-15	239	180	59	236	180	56	3	...	3
15-20	393	315	78	238	266	22	101	45	56	4	4	...
20-30	1,751	1,471	280	747	721	26	939	693	246	65	57	8
30-40	1,439	1,230	209	351	348	3	976	791	185	112	61	21
40-50	646	557	89	99	94	5	459	397	62	88	66	22
50-60	225	246	49	39	36	3	201	174	27	55	36	19
60 and over	128	115	13	19	18	1	61	55	6	48	42	6

IMPERIAL TABLE VII B.—Age, Sex, and Civil Condition by Religion.

DISTRICT, RELIGION, AND AGE.	POPULATION.			UNMARRIED.			MARRIED.			WIDOWED.		
	Persons.	Males.	Females.	Persons.	Males.	Females.	Persons.	Males.	Females.	Persons.	Males.	Females.
1	2	3	4	5	6	7	8	9	10	11	12	13
Hindus born in Burma	774	429	345	576	314	261	171	98	78	28	17	11
0	59	30	29	59	30	29
1-5	165	74	91	105	74	91
5-10	155	77	78	155	77	78
10-15	87	53	34	87	53	34
15-20	62	39	23	49	36	13	12	2	10	1	1	...
20-30	102	65	37	39	35	4	61	28	33	2	2	...
30-40	71	51	20	13	13	...	51	36	15	7	2	5
40-50	38	27	11	4	3	1	27	19	8	7	5	2
50-60	22	13	9	1	1	...	13	8	5	8	4	4
60 and over	13	10	3	3	2	1	7	5	2	3	3	...
Mahomedan	4,174	2,681	1,487	2,191	1,392	799	1,668	1,187	526	320	158	182
0	91	52	39	91	52	39
1-5	349	184	165	349	184	165
5-10	432	211	221	432	211	221
10-15	360	222	138	360	222	138
15-20	393	208	185	301	182	119	90	25	65	2	1	1
20-30	1,025	718	307	411	342	69	556	347	209	58	39	19
30-40	719	531	188	159	135	24	496	357	139	64	39	25
40-50	405	277	128	49	37	12	282	209	73	74	31	43
50-60	213	149	64	23	17	6	146	118	28	44	14	30
60 and over	187	125	62	16	10	6	93	81	12	78	34	44
Mahomedans born in Burma.	2,464	1,158	1,306	1,638	788	752	741	326	416	186	47	138
0	87	48	39	87	48	39
1-5	333	172	161	333	172	161
5-10	398	189	209	398	189	209
10-15	297	172	125	297	172	125
15-20	290	122	168	225	111	114	65	11	54
20-30	410	172	238	123	63	60	260	101	159	27	8	19
30-40	275	124	151	36	16	20	205	95	110	34	13	21
40-50	185	75	110	19	7	12	118	58	60	48	10	38
50-60	102	46	56	12	6	6	61	38	23	29	2	27
60 and over	87	38	49	8	2	6	32	22	10	47	14	33
Christian (all ages)	1,246	657	589	662	336	318	602	287	216	92	34	68
Others (all ages)	89	56	33	37	24	13	48	28	20	4	4	...
All Religions	489,473	262,947	226,526	268,853	142,832	125,521	187,277	97,668	89,714	33,848	12,652	21,291
0	9,752	4,813	4,939	9,752	4,813	4,939
1-5	50,338	24,579	25,759	50,338	24,579	25,759
5-10	60,947	30,210	30,737	60,947	30,210	30,737
10-15	59,333	30,787	28,546	59,277	30,777	28,500	56	10	46
15-20	51,067	21,837	29,230	44,042	23,399	20,643	6,602	1,367	5,235	423	71	352
20-30	89,989	46,212	43,777	30,960	20,426	10,534	55,176	24,288	30,888	3,853	1,598	2,255
30-40	68,720	38,399	30,321	7,565	5,213	2,352	55,787	30,743	25,044	5,308	2,443	2,925
40-50	47,243	26,005	21,238	2,912	1,935	977	38,178	21,577	16,601	6,753	2,583	4,170
50-60	29,264	14,889	14,375	1,522	845	677	20,194	11,699	8,495	7,548	2,345	5,203
60 and over	22,220	12,026	10,194	1,038	635	403	11,284	7,879	3,405	9,898	3,512	6,386
Buddhist	428,646	218,811	214,735	286,163	121,486	118,718	163,676	82,180	81,448	29,877	10,246	19,571
0	8,740	4,274	4,466	8,740	4,274	4,466
1-5	45,568	22,174	23,394	45,568	22,174	23,394
5-10	55,222	27,420	27,802	55,422	27,420	27,002
10-15	53,626	27,633	25,993	53,580	27,633	25,947	46	...	46
15-20	45,464	21,640	23,824	39,147	20,432	18,715	5,937	1,156	4,781	380	52	328
20-30	75,596	36,181	39,415	23,680	14,288	9,392	48,578	20,663	27,915	3,338	1,230	2,108
30-40	57,221	29,792	27,329	4,989	2,940	2,049	47,680	25,071	22,609	4,452	1,781	2,671
40-50	41,316	21,537	19,779	2,037	1,194	843	33,411	18,257	15,154	5,888	2,086	3,802
50-60	25,802	12,644	13,158	1,161	595	566	17,847	10,052	7,795	6,792	1,997	4,797
60 and over	19,891	10,516	9,375	829	485	344	10,077	6,931	3,146	8,985	3,700	5,285

PROME—concluded.

BASSEIN.

IMPERIAL TABLE VIII.—Age, Sex, and Civil Condition by Religion.

DISTRICT, RELIGION, AND AGE.	POPULATION.			UNMARRIED.			MARRIED.			WIDOWED.		
	Persons.	Males.	Females.	Persons.	Males.	Females.	Persons.	Males.	Females.	Persons.	Males.	Females.
	1	2	3	4	5	6	7	8	9	10	11	12
Animist (all ages)	3,866	2,696	660	1,626	1,261	274	1,680	1,301	329	201	144	67
Hindu	14,947	13,161	1,796	7,017	6,322	695	6,811	6,812	999	1,119	1,017	102
0	94	51	43	94	51	43
1-5	397	232	165	397	232	165
5-10	450	250	200	450	250	200
10-15	620	501	119	620	501	119
15-20	1,078	934	144	855	800	55	208	121	87	15	13	2
20-30	5,071	4,553	518	3,008	2,542	466	2,235	1,797	438	228	214	14
30-40	4,201	3,858	343	1,341	1,319	22	2,152	2,181	301	378	358	20
40-50	1,935	1,767	168	450	435	15	1,228	1,099	129	257	233	24
50-60	763	700	63	135	120	15	485	455	30	143	119	24
60 and over	338	305	33	67	60	7	173	159	14	98	80	18
Hindus born in Burma.	1,894	805	689	1,072	632	440	291	166	136	81	18	18
0	78	45	33	78	45	33
1-5	297	164	133	297	164	133
5-10	308	161	147	308	161	147
10-15	163	98	65	163	98	65
15-20	114	55	59	78	48	30	34	7	27	2	...	2
20-30	243	151	91	113	83	30	126	65	61	3	3	...
30-40	104	72	32	22	22	...	73	44	29	9	6	3
40-50	52	35	17	7	6	1	38	25	13	7	4	3
50-60	20	14	6	2	1	1	15	12	3	3	1	2
60 and over	16	10	6	4	4	...	5	2	3	7	4	3
Mahomedan	9,894	7,082	2,912	6,326	3,821	1,614	3,899	2,836	1,164	660	428	234
0	159	91	68	159	94	65
1-5	705	356	349	705	356	349
5-10	679	374	305	679	374	305
10-15	832	427	405	822	417	405	10	10
15-20	864	544	320	675	500	175	172	40	132	17	4	13
20-30	3,894	2,242	652	1,446	1,324	122	1,339	836	503	109	82	87
30-40	2,101	1,686	415	524	475	49	1,413	1,087	326	164	124	40
40-50	920	733	187	179	162	17	621	498	123	120	73	47
50-60	457	343	114	64	56	8	276	220	56	117	67	50
60 and over	383	283	100	82	63	19	168	144	24	133	76	57
Mahomedans born in Burma.	6,898	2,701	2,692	3,232	1,776	1,457	1,836	808	1,028	326	118	207
0	154	91	63	154	91	63
1-5	687	346	341	687	340	341
5-10	643	349	294	643	349	291
10-15	725	323	392	721	329	392	4	4
15-20	522	225	297	383	215	168	128	10	118	11	...	11
20-30	1,070	488	582	362	251	111	663	217	446	45	20	25
30-40	798	428	370	149	103	46	585	298	287	64	27	37
40-50	380	219	161	57	42	15	261	155	106	62	22	40
50-60	223	116	107	26	18	8	126	74	52	71	24	47
60 and over	191	106	85	50	31	19	69	50	19	72	25	47
Christians	82,630	16,207	16,428	19,323	10,003	9,320	11,261	5,486	6,776	2,046	719	1,327
0	713	361	352	713	361	352
1-5	3,474	1,693	1,781	3,474	1,693	1,781
5-10	4,170	2,017	2,153	4,170	2,017	2,153
10-15	4,057	2,087	1,970	4,057	2,087	1,970
15-20	3,465	1,574	1,891	3,200	1,528	1,672	255	44	211	10	2	8
20-30	5,754	2,808	2,946	3,894	1,958	936	2,694	786	1,908	166	64	102
30-40	4,324	2,231	2,093	461	237	224	3,535	1,850	1,685	328	144	184
40-50	3,143	1,584	1,559	172	72	100	2,521	1,363	1,158	450	149	301
50-60	2,040	1,026	1,014	128	35	93	1,495	857	598	457	134	323
60 and over	1,490	826	664	54	15	39	801	585	216	635	226	409
All Religions	560,920	273,489	277,481	313,277	161,269	162,018	189,276	99,427	99,848	88,868	12,763	26,616
0	11,010	5,380	5,630	11,010	5,380	5,630
1-5	58,344	28,534	29,810	58,344	28,534	29,810
5-10	70,472	34,750	35,721	70,472	34,750	35,721
10-15	67,385	34,822	32,553	67,385	34,817	32,521	135	5	130	2	...	2
15-20	58,362	27,758	30,604	51,542	26,301	25,241	6,400	1,341	5,059	490	116	304
20-30	95,621	45,279	50,342	36,300	20,822	15,478	55,721	23,304	32,417	3,600	1,153	2,447
30-40	73,238	37,932	35,306	9,037	5,285	3,752	58,799	30,658	28,141	5,402	1,989	3,413
40-50	54,365	27,632	26,733	4,473	2,665	1,808	42,187	22,390	19,797	7,705	2,577	5,128
50-60	34,899	17,065	17,834	2,778	1,491	1,287	22,153	12,054	10,199	8,968	2,620	6,248
60 and over	27,234	14,287	12,947	2,084	1,214	870	12,879	8,775	4,104	12,271	4,298	7,973

BASSEIN—continued.

7 HENZADA.

IMPERIAL TABLE VIII.—Age, Sex, and Civil Condition by Religion.

DISTRICT, RELIGION, AND AGE.	POPULATION.			UNMARRIED.			MARRIED.			WIDOWED.		
	Persons.	Males.	Females.	Persons.	Males.	Females.	Persons.	Males.	Females.	Persons.	Males.	Females.
1	2	3	4	5	6	7	8	9	10	11	12	13
Buddhist	625,231	257,027	268,204	299,188	152,464	146,734	189,063	92,607	96,662	36,980	12,072	24,908
0	10,509	5,119	5,390	10,509	5,119	5,390
1-5	56,222	27,435	28,787	56,222	27,435	28,787
5-10	67,952	33,421	34,531	67,952	33,421	34,531
10-15	64,098	33,186	31,512	64,098	33,184	31,381	131	2	129	2	...	3
15-20	55,995	26,381	29,614	49,510	25,039	24,461	6,082	1,226	4,856	413	116	297
20-30	80,965	41,576	48,589	33,436	18,617	14,819	53,971	21,662	31,380	3,458	1,077	2,381
30-40	68,520	34,491	34,028	8,028	4,456	3,572	55,338	28,209	27,129	5,154	1,826	3,328
40-50	51,549	25,025	25,924	4,088	2,355	1,733	40,067	20,851	10,216	7,394	2,419	4,975
50-60	33,377	16,085	17,292	2,023	1,391	1,232	22,069	12,192	9,877	8,685	2,502	6,183
60 and over	20,144	13,698	12,536	1,965	1,137	828	12,395	8,339	3,966	11,874	4,132	7,742
Animist (all ages)	1,970	1,632	338	826	688	187	1,053	883	170	92	61	31
Hindu	6,103	5,712	991	3,268	2,826	442	3,114	2,640	466	321	287	84
0	80	44	36	80	44	36
1-5	275	165	110	275	165	110
5-10	315	182	133	315	182	133
10-15	308	230	79	368	289	79
15-20	540	458	82	437	401	36	103	57	46
20-30	2,105	1,562	243	1,091	1,069	22	966	756	210	48	37	11
30-40	1,641	1,484	157	445	434	11	1,118	986	132	78	64	14
40-50	861	776	87	178	170	8	594	543	51	91	63	28
50-60	336	290	46	50	46	4	234	216	18	52	34	18
60 and over	180	150	30	29	26	3	99	91	8	52	39	13
Hindus born in Burma	1,023	622	401	727	446	281	263	168	96	43	18	26
0	58	30	28	58	30	28
1-5	203	120	83	203	120	83
5-10	176	94	82	176	94	82
10-15	104	61	43	104	61	43
15-20	81	44	37	65	40	25	16	4	12
20-30	147	88	59	68	48	20	85	39	46	4	1	3
30-40	128	100	28	38	35	3	82	58	24	8	7	1
40-50	70	47	23	15	10	5	40	31	9	15	6	9
50-60	31	20	11	5	3	2	18	15	3	8	2	6
60 and over	25	18	7	5	5	...	12	11	1	8	2	6
Mahomedan	5,211	3,323	1,888	2,819	1,796	1,023	2,097	1,373	724	296	154	141
0	105	55	50	105	55	50
1-5	521	270	245	521	270	245
5-10	594	304	290	594	304	290
10-15	498	243	245	498	263	235
15-20	451	204	187	346	237	109	101	27	74	4	...	4
20-30	1,167	791	376	449	405	44	676	366	310	42	20	22
30-40	909	681	228	185	163	22	609	478	191	55	40	15
40-50	493	358	135	58	51	7	364	272	92	71	35	36
50-60	226	159	67	22	22	7	154	118	36	43	19	24
60 and over	247	172	75	34	20	14	133	112	21	80	40	40
Mahomedans born in Burma	3,056	1,441	1,614	1,971	1,019	952	919	377	642	165	46	120
0	102	54	48	102	54	48
1-5	486	254	232	486	254	232
5-10	539	295	244	539	295	244
10-15	416	199	217	416	199	217
15-20	295	132	163	223	122	101	68	19	58	4	...	4
20-30	502	204	298	124	80	44	348	116	249	30	8	22
30-40	313	167	166	45	27	18	266	129	137	22	11	11
40-50	191	80	111	12	9	3	135	60	75	44	11	33
50-60	92	43	49	7	2	5	57	34	23	28	7	21
60 and over	99	43	56	17	7	10	45	28	17	37	8	20

HENZADA—continued.

IMPERIAL TABLE VII B.—Age, Sex, and Civil Condition by Religion.

DISTRICT, RELIGION, AND AGE.	POPULATION.			UNMARRIED.			MARRIED.			WIDOWED.		
	Persons.	Males.	Females.	Persons.	Males.	Females.	Persons.	Males.	Females.	Persons.	Males.	Females.
1	2	3	4	5	6	7	8	9	10	11	12	13
HENZADA—concluded.												
<i>Christian</i> ...	11,742	6,711	6,031	7,147	3,480	3,667	3,917	2,003	1,914	678	228	450
0	285	145	140	285	145	140
1—5	1,216	587	629	1,216	587	629
5—10	1,482	700	722	1,482	700	722
10—15	1,408	708	700	1,405	705	700	3	3
15—20	1,246	552	694	1,159	535	624	84	17	67	3	...	3
20—30	1,969	896	4,073	1,150	562	588	776	322	454	43	12	31
30—40	1,633	825	808	259	117	142	1,282	662	620	92	46	46
40—50	1,111	565	546	99	41	58	882	478	404	130	46	84
50—60	821	398	423	57	15	42	196	332	264	168	51	117
60 and over	571	275	296	35	13	22	294	189	105	242	73	169
<i>Others (all ages)</i>	63	34	29	30	15	16	31	18	13	2	1	1
MYAUNGMYA.												
<i>All Religions</i> ...	370,561	186,767	173,794	208,480	114,940	93,534	139,773	72,894	68,879	22,298	8,917	13,881
0	7,263	3,563	3,700	7,263	3,563	3,700
1—5	40,159	19,687	20,472	40,159	19,687	20,472
5—10	47,067	23,479	23,588	47,067	23,479	23,588
10—15	44,387	23,390	20,997	44,346	23,376	20,970	34	9	25	7	5	2
15—20	39,021	19,499	19,522	32,400	18,152	14,248	6,335	1,250	5,085	286	77	209
20—30	67,373	31,165	31,208	24,735	17,569	7,166	40,486	17,717	22,769	2,152	879	1,273
30—40	51,442	29,940	21,493	7,083	5,529	1,554	40,951	22,760	18,191	3,408	1,660	1,748
40—50	35,771	19,991	15,780	3,071	2,025	1,046	28,193	16,026	12,167	4,507	1,940	2,567
50—60	21,266	11,422	9,844	1,351	920	431	14,942	8,836	6,106	4,973	1,666	3,307
60 and over	16,802	9,632	7,170	1,005	646	359	8,832	6,296	2,536	6,965	2,690	4,275
<i>Buddhist</i> ...	324,316	166,260	168,056	181,669	96,176	86,484	122,743	61,686	61,167	19,918	7,499	12,414
0	6,614	3,256	3,358	6,614	3,256	3,358
1—5	36,473	17,886	18,587	36,473	17,886	18,587
5—10	42,922	21,353	21,569	42,922	21,353	21,569
10—15	40,132	20,916	19,216	40,104	20,910	19,194	25	4	21	3	2	1
15—20	34,515	16,490	18,025	28,526	15,389	13,137	5,743	1,046	4,097	246	55	191
20—30	55,665	27,335	28,330	18,436	11,923	6,513	35,377	14,739	20,638	1,852	673	1,179
30—40	42,578	22,992	19,586	4,480	3,065	1,415	35,212	18,658	16,554	2,886	1,269	1,617
40—50	31,227	16,615	14,612	2,218	1,234	984	25,005	13,762	11,243	4,004	1,619	2,385
50—60	19,029	9,903	9,126	1,030	647	389	13,430	7,782	5,648	4,563	1,474	3,089
60 and over	15,160	8,514	6,646	850	512	333	7,951	5,595	2,356	6,359	2,407	3,958
<i>Animist</i> ...	4,027	3,292	735	1,834	1,568	266	1,330	1,602	328	263	222	4
0	41	18	23	41	18	23
1—5	243	144	99	243	144	99
5—10	282	165	117	282	165	117
10—15	216	144	72	216	144	72
15—20	224	183	41	182	162	20	38	17	21	4	4	...
20—30	883	732	151	454	438	16	392	262	130	37	32	5
30—40	1,106	991	115	339	332	7	704	600	104	63	59	4
40—50	618	500	118	117	112	5	437	390	47	64	58	6
50—60	268	232	36	44	38	6	172	152	20	52	42	10
60 and over	146	123	23	16	15	1	27	81	6	43	27	16
<i>Hindu</i> ...	8,638	8,644	889	6,618	6,171	446	3,471	2,970	501	448	403	48
0	35	12	23	35	12	23
1—5	281	144	137	281	144	137
5—10	225	123	102	225	123	102
10—15	569	283	286	560	475	85	6	5	1	3	3	...
15—20	942	830	112	774	734	40	152	81	71	16	15	1
20—30	3,440	3,205	235	2,227	2,191	36	1,120	928	192	93	86	7
30—40	2,500	2,322	177	1,934	1,919	15	1,330	1,177	153	145	136	9
40—50	988	924	64	338	335	3	554	503	51	96	86	10
50—60	349	309	40	102	98	4	203	177	26	44	34	10
60 and over	195	182	13	40	40	...	106	99	7	49	43	6
<i>Hindus born in Burma</i>	862	484	379	664	401	263	178	72	107	20	11	9
0	22	...	22	22	...	22
1—5	191	93	101	194	93	101
5—10	96	25	71	96	25	71
10—15	185	134	51	184	134	50
15—20	66	33	33	39	30	9	26	3	23	1	...	1
20—30	144	99	45	79	73	6	62	25	37	3	1	8
30—40	85	53	32	27	25	2	52	25	27	6	3	3
40—50	43	27	16	15	14	1	22	9	13	6	4	2
50—60	17	10	7	6	5	1	10	4	6	1	1	...
60 and over	11	10	1	2	2	...	6	6	...	3	2	1

IMPERIAL TABLE VIII.—Age, Sex, and Civil Condition by Religion.

DISTRICT, RELIGION, AND AGE.	POPULATION.			UNMARRIED.			MARRIED.			WIDOWED.		
	Persons.	Males.	Females.	Persons.	Males.	Females.	Persons.	Males.	Females.	Persons.	Males.	Females.
1	2	3	4	5	6	7	8	9	10	11	12	13
MYAUNGMYA—continued.												
<i>Mahomedan</i> ...	11,461	8,890	2,461	7,021	6,714	1,307	3,984	2,953	1,031	446	828	128
0	117	57	60	117	57	60
1—5	729	367	362	729	367	362
5—10	798	436	362	798	436	362
10—15	868	507	361	868	507	361
15—20	1,202	924	278	994	858	136	3	...	3	1	...	1
20—30	3,635	3,123	512	2,226	2,174	52	199	63	136	9	3	6
30—40	2,447	2,120	327	926	903	23	1,330	894	436	79	55	24
40—50	1,005	858	147	367	302	65	1,391	1,108	283	130	109	21
50—60	431	360	71	111	102	9	641	524	117	97	72	25
60 and over	279	238	41	49	105	4	267	221	46	53	34	19
<i>Mahomedane born in Burma.</i> ...	4,021	1,863	2,158	2,669	1,460	1,219	153	143	10	77	50	27
0	102	51	51	102	51	51
1—5	677	327	350	677	327	350
5—10	726	384	342	726	384	342
10—15	565	280	285	565	280	285
15—20	437	187	250	302	176	126	130	11	119	5	...	5
20—30	690	285	405	197	158	39	407	121	346	26	6	20
30—40	456	195	261	64	50	14	362	133	229	30	12	18
40—50	207	86	121	18	14	4	161	64	97	28	8	20
50—60	104	45	59	12	7	5	70	32	38	22	6	16
60 and over	57	23	34	6	3	3	20	13	7	31	7	24
<i>Christian</i> ...	21,198	10,645	10,553	12,240	6,808	5,932	7,732	3,871	3,881	1,226	466	760
0	456	220	236	456	220	236
1—5	2,431	1,144	1,287	2,431	1,144	1,287
5—10	2,840	1,402	1,438	2,840	1,402	1,438
10—15	2,602	1,340	1,322	2,602	1,340	1,322
15—20	2,136	1,050	1,086	1,922	1,007	915	203	43	160	11	...	11
20—30	3,743	1,763	1,980	1,390	841	549	2,262	889	1,373	91	33	58
30—40	2,793	1,506	1,287	300	206	94	2,310	1,214	1,096	183	86	97
40—50	1,929	1,030	899	131	82	47	1,554	845	709	244	103	141
50—60	1,186	615	571	58	32	26	868	502	366	260	81	179
60 and over	1,022	575	447	50	34	16	535	378	157	437	163	274
<i>Others (all ages)</i> ...	27	26	1	10	10	...	18	12	1	4	4	...
MA-UBIN.												
<i>All Religions</i> ...	380,106	168,613	161,693	191,641	100,286	91,256	116,211	60,084	56,127	22,354	8,143	14,211
0	7,854	3,814	4,040	7,854	3,814	4,040
1—5	35,473	17,504	17,969	35,473	17,504	17,969
5—10	42,384	21,315	21,069	42,384	21,315	21,069
10—15	39,946	20,559	19,396	39,946	20,544	19,354	47	6	41	1	...	1
15—20	34,025	16,306	17,720	29,723	15,438	14,290	4,008	819	3,180	290	49	241
20—30	57,169	28,357	28,832	23,182	14,095	9,087	31,765	13,511	18,254	2,222	731	1,491
30—40	43,618	23,495	20,123	6,470	4,161	2,309	33,901	18,050	15,941	3,157	1,284	1,873
40—50	31,803	17,172	14,631	3,808	1,773	2,035	23,720	13,715	10,005	4,275	1,684	2,591
50—60	19,455	9,806	9,649	1,504	921	583	13,222	7,383	5,839	4,729	1,502	3,227
60 and over	18,378	10,214	8,164	1,240	721	519	9,458	6,000	2,858	7,680	2,893	4,787
<i>Buddhist</i> ...	302,862	150,413	152,449	178,080	89,905	88,175	106,034	63,276	62,769	20,748	7,233	18,515
0	7,395	3,564	3,831	7,395	3,564	3,831
1—5	33,278	16,391	16,887	33,278	16,391	16,887
5—10	39,896	20,033	19,863	39,896	20,033	19,863
10—15	37,454	19,083	18,371	37,454	19,077	18,331
15—20	31,396	14,670	16,726	27,450	13,916	13,534	45	6	39	1	...	1
20—30	50,800	23,736	27,124	19,878	11,355	8,523	3,675	707	2,968	271	47	224
30—40	38,687	19,792	18,895	5,084	2,918	2,166	28,975	11,794	17,181	2,007	587	1,420
40—50	28,962	15,053	13,810	3,283	1,294	1,989	30,779	15,815	14,061	2,824	1,059	1,765
50—60	17,932	8,773	9,159	1,306	754	552	21,659	12,273	9,386	3,960	1,486	2,474
60 and over	17,062	9,318	7,744	1,102	603	499	12,169	6,649	5,520	4,457	1,370	3,087
<i>Animist</i> ...	1,736	1,244	492	921	667	264	728	528	196	82	69	33
<i>Hindu</i> ...	6,883	6,064	879	3,832	3,426	407	2,589	2,177	412	412	862	60
0	62	30	32	62	30	32
1—5	210	98	112	210	98	112
5—10	281	166	115	281	166	115
10—15	383	306	77	383	306	77
15—20	640	577	63	531	508	26	1	...	1
20—30	2,130	1,928	202	1,258	1,235	23	101	69	32	5	...	5
30—40	1,703	1,504	199	689	678	11	781	611	170	91	82	9
40—50	847	768	79	267	260	7	907	787	120	107	99	8
50—60	340	300	40	87	85	2	493	436	57	87	72	15
60 and over	237	211	26	62	58	4	197	174	23	56	46	10

IMPERIAL TABLE VII B.—Age, Sex, and Civil Condition by Religion.

DISTRICT, RELIGION, AND AGE.	POPULATION.			UNMARRIED.			MARRIED.			WIDOWED.		
	Persons.	Males.	Females.	Persons.	Males.	Females.	Persons.	Males.	Females.	Persons.	Males.	Females.
I	2	3	4	5	6	7	8	9	10	11	12	13
Hindus born in Burma	810	467	353	636	363	273	154	87	67	20	7	18
0	53	24	29	53	24	29
1-5	162	70	92	162	70	92
5-10	182	103	79	182	103	79
10-15	102	50	52	101	50	51
15-20	67	37	30	45	32	13	18	5	13	4	...	4
20-30	96	61	35	50	44	6	42	15	27	4	...	2
30-40	92	70	22	30	28	2	58	30	19	4	3	1
40-50	30	22	8	4	4	...	23	17	6	3	1	2
50-60	17	13	4	7	6	1	7	6	1	3	1	2
60 and over	9	7	2	2	2	...	5	5	...	2	...	2
Mahomedan	6,001	4,860	1,661	3,369	2,477	802	2,311	1,667	644	321	208	116
0	94	58	36	94	58	36
1-5	491	242	249	491	242	249
5-10	524	258	266	524	258	266
10-15	505	313	192	505	313	192
15-20	546	378	168	420	340	80	120	30	84	6	2	4
20-30	1,605	1,206	399	817	770	47	741	492	249	47	34	13
30-40	1,175	956	219	527	316	111	766	575	191	82	65	17
40-50	567	470	97	120	110	10	376	303	73	71	51	20
50-60	273	207	66	42	37	5	183	148	35	48	22	26
60 and over	221	172	49	29	27	2	127	113	14	67	32	35
Mahomedans born in Burma.	2,776	1,331	1,444	1,818	985	831	824	306	518	136	40	96
0	86	52	34	86	52	34
1-5	456	215	241	456	215	241
5-10	482	230	252	482	230	252
10-15	391	212	179	391	212	179
15-20	292	140	152	195	125	70	91	13	78	6	2	4
20-30	449	191	258	137	93	44	291	88	203	21	10	11
30-40	321	149	172	45	36	9	250	102	148	26	11	15
40-50	145	71	74	13	9	4	111	56	55	21	6	25
50-60	83	30	53	6	1	5	50	24	26	27	5	22
60 and over	70	32	38	5	3	2	31	23	8	34	6	28
Christian	11,984	6,976	6,008	7,010	3,561	3,450	4,226	2,157	2,068	749	268	481
0	258	136	122	258	136	122
1-5	1,300	665	635	1,300	665	635
5-10	1,475	729	746	1,475	729	746
10-15	1,425	737	688	1,425	737	688
15-20	1,264	554	710	1,160	552	608
20-30	2,108	1,022	1,086	988	514	474	1,048	484	564	72	24	48
30-40	1,534	760	774	251	130	121	1,107	583	584	116	41	75
40-50	1,135	576	559	78	45	33	933	481	452	122	50	74
50-60	750	384	366	45	25	20	593	318	245	122	46	96
60 and over	735	413	322	30	17	13	417	289	128	288	107	181
Others (all ages)	680	676	114	329	271	58	329	280	49	32	25	7
All Religions	288,994	166,721	132,273	168,438	82,187	71,246	107,687	56,934	50,653	17,974	7,600	10,374
0	5,757	2,905	2,852	5,757	2,905	2,852
1-5	31,699	15,780	15,919	31,699	15,780	15,919
5-10	36,021	18,153	18,471	36,021	18,153	18,471
10-15	32,468	17,030	15,438	32,468	16,990	15,403
15-20	29,347	14,950	14,397	24,038	11,040	9,989	5,122	880	4,242	187	21	166
20-30	54,071	30,073	23,998	20,312	15,322	4,990	32,016	14,081	17,935	1,743	670	1,073
30-40	40,575	24,037	16,538	6,443	5,268	1,175	31,473	17,534	13,939	6,659	1,235	1,224
40-50	28,486	16,859	11,627	3,438	2,964	1,374	21,197	12,989	8,188	3,871	1,806	2,065
50-60	15,901	8,922	6,979	1,300	937	363	10,938	6,517	4,421	3,663	1,468	2,195
60 and over	14,066	8,912	6,054	1,438	719	719	6,777	4,893	1,884	5,851	2,400	3,451
Buddhist	264,722	131,226	122,847	143,049	76,679	68,470	94,566	48,013	46,648	16,467	6,883	9,834
0	5,268	2,657	2,611	5,268	2,657	2,611
1-5	29,029	14,358	14,671	29,029	14,358	14,671
5-10	33,659	16,534	17,125	33,659	16,534	17,125
10-15	29,703	15,322	14,471	29,703	15,309	14,454
15-20	26,280	12,739	13,541	21,483	12,006	9,477	4,619	718	3,901	178	15	163
20-30	44,601	22,617	21,984	15,132	10,420	4,703	27,883	11,625	10,258	1,586	563	1,093
30-40	33,264	18,145	15,119	3,921	2,855	1,066	27,025	14,303	12,722	2,318	987	1,331
40-50	24,900	13,980	10,920	2,548	1,234	1,314	18,861	11,195	7,666	3,491	1,551	1,640
50-60	14,287	7,974	6,313	991	653	341	9,929	5,736	4,193	3,364	1,285	2,079
60 and over	12,991	7,199	5,792	1,252	544	708	6,209	4,423	1,786	5,530	2,222	3,298

MA-URIN—concluded.

PYAPON.

IMPERIAL TABLE VII B.—Age, Sex, and Civil Condition by Religion.

DISTRICT, RELIGION, AND AGE.	POPULATION			UNMARRIED.			MARRIED.			WIDOWED.		
	Persons.	Males.	Females.	Persons.	Males.	Females.	Persons.	Males.	Females.	Persons.	Males.	Females.
1	2	3	4	5	6	7	8	9	10	11	12	13
Animist ...	3,771	2,808	873	2,023	1,608	415	1,551	1,162	889	107	128	69
0	19	...	19	19	...	19
1-5	270	171	99	270	171	99
5-10	338	207	131	338	207	131
10-15	282	163	89	248	159	89	4	4
15-20	220	158	68	188	150	38	38	8	30
20-30	872	717	155	509	488	21	354	225	129	9	4	5
30-40	921	758	163	277	270	7	587	443	144	57	45	12
40-50	552	456	96	126	118	8	370	303	67	50	35	21
50-60	198	166	32	24	21	3	139	124	15	35	19	16
60 and over	123	102	21	21	22	2	59	55	4	40	25	15
Hindū ...	16,431	12,804	3,627	9,762	8,082	1,680	6,908	4,216	1,782	671	608	165
0	196	114	82	196	114	82
1-5	1,091	585	506	1,089	585	504	2	...	2
5-10	1,196	676	520	1,190	676	514	6	...	6
10-15	1,132	806	326	1,108	788	320	24	18	6
15-20	1,451	1,169	282	1,182	1,072	110	263	94	169	6	3	3
20-30	4,820	3,940	880	2,761	2,688	73	1,976	1,190	786	83	62	21
30-40	3,785	3,192	593	1,506	1,463	43	2,106	1,587	519	173	142	31
40-50	1,647	1,403	244	486	461	25	994	813	181	107	129	38
50-60	713	583	130	159	152	7	415	338	77	139	93	46
60 and over	400	336	64	85	83	2	212	176	36	103	77	26
Hindus born in Burma	2,279	1,966	1,313	2,722	1,668	1,064	483	263	280	74	65	19
0	166	101	65	166	101	65
1-5	812	431	381	810	431	379	2	...	2
5-10	799	440	359	793	440	353	6	...	6
10-15	464	267	197	458	267	191	6	...	6
15-20	261	163	98	203	155	48	55	7	48	3	1	2
20-30	384	258	126	184	167	17	190	85	105	10	6	4
30-40	224	168	56	67	60	7	136	94	42	21	14	7
40-50	104	84	20	25	21	4	61	47	14	18	16	2
50-60	37	32	5	9	9	...	16	12	4	12	11	1
60 and over	28	22	6	7	7	...	11	8	3	10	7	3
Mahomedan ...	6,640	4,843	797	3,268	2,877	391	2,166	1,812	354	206	164	52
0	61	36	25	61	36	25
1-5	240	132	108	240	132	108
5-10	245	129	116	244	129	115	1	...	1
10-15	258	186	72	257	186	71	1	...	1
15-20	518	431	87	422	387	35	95	43	52	1	1	...
20-30	2,654	1,861	193	1,294	1,180	24	815	654	161	35	27	8
30-40	1,281	1,170	111	520	512	8	716	625	91	45	33	12
40-50	545	510	35	195	191	4	298	276	22	52	43	9
50-60	274	249	25	84	83	1	156	137	19	34	29	5
60 and over	164	139	25	41	41	...	84	77	7	39	21	18
Mahomedans born in Burma.	1,348	767	691	881	638	343	411	199	212	66	20	26
0	48	27	21	48	27	21
1-5	205	101	104	205	101	104
5-10	198	102	96	197	102	95	1	...	1
10-15	141	74	67	140	74	66	1	...	1
15-20	149	85	64	109	79	30	40	6	34
20-30	282	163	119	111	92	19	160	66	94	11	5	6
30-40	180	112	68	45	41	4	120	67	53	15	4	11
40-50	74	52	22	16	13	3	45	34	11	11	5	6
50-60	43	25	18	7	6	1	31	16	15	5	3	2
60 and over	30	16	14	3	3	...	13	10	3	14	3	11
Christian ...	9,064	4,926	4,129	6,320	3,080	2,290	3,302	1,717	1,585	432	178	254
0	213	98	115	213	98	115
1-5	1,069	534	535	1,069	534	535
5-10	1,186	607	579	1,186	607	579
10-15	1,033	553	480	1,017	548	469	16	5	11
15-20	869	450	419	762	433	329	105	15	90	2	2	...
20-30	1,707	921	786	696	527	169	981	380	601	20	14	16
30-40	1,322	770	552	219	168	51	1,037	574	463	66	28	38
40-50	838	506	332	83	60	23	651	399	252	104	47	57
50-60	429	250	179	39	26	13	299	182	117	91	42	49
60 and over	388	236	152	30	29	7	213	162	51	239	45	94
Others (all ages) ...	26	26	...	11	11	...	14	14	...	7	7	...

PYAPON—concluded.

IMPERIAL TABLE VII B.—Age, Sex, and Civil Condition by Religion.

DISTRICT, RELIGION, AND AGE.	POPULATION.			UNMARRIED.			MARRIED.			WIDOWED.		
	Persons.	Males.	Females.	Persons.	Males.	Females.	Persons.	Males.	Females.	Persons.	Males.	Females.
1	2	3	4	5	6	7	8	9	10	11	12	13
All Religion ...	881,888	197,505	184,378	205,254	110,985	94,289	146,218	75,691	70,527	80,411	10,829	19,682
0	7,916	3,787	4,129	7,916	3,787	4,129
1-5	37,481	18,568	18,913	37,481	18,568	18,913
5-10	48,294	23,741	24,553	48,294	23,741	24,553
10-15	46,458	24,253	22,205	46,105	24,253	21,853	151	1	150	8	...	8
15-20	38,736	18,403	20,333	31,611	16,934	14,677	6,748	1,420	5,322	383	49	334
20-30	67,763	34,316	33,447	23,161	16,023	7,138	41,394	17,099	24,295	3,218	1,194	2,024
30-40	53,112	29,795	23,317	6,158	4,615	1,543	42,183	23,042	19,141	4,761	8,138	2,623
40-50	38,970	21,199	17,441	2,393	1,727	666	29,908	17,079	18,829	6,369	8,393	3,976
50-60	23,253	12,280	10,973	1,193	757	436	15,559	9,544	6,015	6,501	1,979	4,522
60 and over	20,400	11,163	9,237	942	581	361	10,281	7,506	2,775	9,177	3,076	6,101
Buddhist ...	297,980	149,783	148,197	158,717	83,811	74,908	115,425	58,075	57,850	28,888	7,897	15,941
0	6,459	3,090	3,369	6,459	3,090	3,369
1-5	29,484	14,548	14,936	29,484	14,548	14,936
5-10	38,317	18,808	19,509	38,317	18,808	19,509
10-15	37,376	19,602	17,774	37,327	19,601	17,726	47	1	46	2	...	2
15-20	30,577	14,074	16,503	25,178	13,853	11,915	5,065	774	4,291	334	37	897
20-30	50,750	24,337	26,413	15,428	10,204	5,224	32,834	13,333	19,501	2,488	800	1,688
30-40	39,364	20,961	18,403	3,482	2,352	1,130	32,474	17,186	15,288	3,408	1,423	1,985
40-50	30,199	15,895	14,304	1,538	1,029	509	23,803	13,116	10,687	4,858	1,750	3,108
50-60	18,023	9,444	9,179	778	480	298	12,702	7,505	5,197	5,143	1,459	3,684
60 and over	16,831	9,024	7,807	726	436	290	8,500	6,160	2,340	7,605	2,428	5,177
Animist ...	20,689	11,268	9,431	12,083	6,739	5,344	6,741	3,718	3,025	1,875	878	1,062
0	394	194	200	394	194	200
1-5	2,006	1,008	998	2,006	1,008	998
5-10	2,481	1,300	1,181	2,481	1,300	1,181
10-15	2,289	1,224	1,065	2,289	1,224	1,065
15-20	2,025	972	1,053	1,802	944	858	214	28	186	9	...	9
20-30	3,936	2,072	1,864	2,143	1,392	751	1,654	616	1,038	139	64	75
30-40	3,235	1,935	1,300	609	451	158	2,242	1,320	922	384	184	200
40-50	2,204	1,303	901	209	134	75	1,526	965	561	460	204	265
50-60	1,062	668	394	93	59	34	581	452	129	388	157	231
60 and over	1,067	572	495	57	33	24	524	335	189	486	204	282
Hindu ...	19,575	18,818	6,259	8,551	6,551	3,000	8,753	5,980	2,798	1,271	805	466
0	162	57	105	162	57	105
1-5	1,854	926	928	1,854	926	928
5-10	2,062	953	1,109	2,062	953	1,109
10-15	1,348	638	690	1,345	658	687	3	...	3
15-20	1,604	1,183	421	709	642	67	876	531	345	19	10	9
20-30	4,630	3,543	1,087	1,891	1,220	71	2,556	1,586	970	183	137	46
30-40	3,856	2,977	879	999	975	24	2,586	1,799	787	271	203	68
40-50	2,195	1,091	504	362	357	5	1,564	1,163	401	269	171	98
50-60	1,009	775	234	115	113	2	703	536	167	191	126	65
60 and over	855	553	302	52	50	2	465	345	180	338	158	180
Hindus born in Burma ...	5,995	3,088	2,907	4,690	2,227	2,468	1,193	802	801	112	59	58
0	138	44	94	138	44	94
1-5	1,621	791	830	1,621	791	830
5-10	1,695	742	953	1,695	742	953
10-15	785	285	500	785	285	500
15-20	555	371	184	145	103	42	404	268	136	6	...	6
20-30	568	368	200	177	143	34	368	212	156	23	13	10
30-40	276	198	78	82	70	6	167	104	63	27	18	9
40-50	217	175	42	22	21	1	174	147	27	21	7	14
50-60	67	55	12	17	16	1	40	33	7	10	6	4
60 and over	73	59	14	8	6	2	40	38	2	25	15	10
Mahomedan ...	8,168	5,498	2,665	4,781	3,368	1,388	2,708	1,677	1,081	724	458	266
0	134	66	68	134	66	68
1-5	688	318	370	688	318	370
5-10	713	340	373	713	340	373
10-15	726	421	305	725	421	304	1	...	1
15-20	816	537	279	674	505	169	134	30	104	8	2	6
20-30	2,137	1,596	541	1,126	1,037	89	844	495	419	167	234	33
30-40	1,552	1,194	358	497	464	33	887	612	275	168	118	50
40-50	752	537	215	136	123	13	481	330	151	135	84	51
50-60	411	290	121	57	50	7	254	184	70	100	56	44
60 and over	294	199	95	41	39	2	107	96	11	146	64	82

TOUNGOO.

IMPERIAL TABLE VIIB.—Age, Sex, and Civil Condition by Religion.

DISTRICT, RELIGION, AND AGE.	POPULATION.			UNMARRIED.			MARRIED.			WIDOWED.		
	Persons.	Males.	Females.	Persons.	Males.	Females.	Persons.	Males.	Females.	Persons.	Males.	Females.
1	2	3	4	5	6	7	8	9	10	11	12	13
YOUNGOO—continued:												
<i>Mahomedans born in Burma.</i>	4,478	2,152	2,324	2,779	1,505	1,274	1,862	549	818	885	88	287
0	129	66	63	129	66	63
1—5	601	316	285	601	316	285
5—10	687	337	350	687	337	350
10—15	602	316	286	602	316	286
15—20	451	209	242	349	189	160	94	18	76	8	2	6
20—30	811	369	442	292	205	87	470	148	322	49	16	33
30—40	547	253	294	77	53	24	403	180	223	67	20	47
40—50	330	145	185	23	12	11	233	103	130	74	30	44
50—60	192	95	97	16	9	7	126	73	53	50	13	37
60 and over	126	46	80	3	2	1	36	27	9	87	17	70
<i>Christian</i>	35,442	17,624	17,818	20,161	10,518	9,648	12,679	6,268	6,328	2,702	855	1,847
0	767	380	387	767	380	387
1—5	3,506	1,765	1,741	3,506	1,765	1,741
5—10	4,720	2,339	2,381	4,720	2,339	2,381
10—15	4,516	2,347	2,169	4,416	2,347	2,069	100	...	100
15—20	3,712	1,636	2,076	3,246	1,579	1,667	453	57	396	13	...	13
20—30	6,306	2,766	3,540	2,562	1,569	993	3,503	1,138	2,365	241	59	182
30—40	5,099	2,705	2,394	580	372	208	3,990	2,124	1,866	529	209	320
40—50	3,316	1,709	1,547	148	84	64	2,530	1,501	1,029	638	184	454
50—60	2,147	1,102	1,045	150	55	95	1,318	866	452	679	181	498
60 and over	1,353	815	538	66	23	43	685	570	115	602	222	380
<i>Others (all ages) ...</i>	24	16	8	11	8	3	12	7	5	1	1	...
SALWEEN.												
<i>All Religions</i>	60,879	28,811	28,668	29,888	16,479	12,904	16,028	8,244	7,784	4,988	2,088	2,880
0	1,425	746	679	1,425	746	679
1—5	5,688	2,845	2,843	5,688	2,845	2,843
5—10	6,513	3,515	2,998	6,513	3,515	2,998
10—15	5,149	2,797	2,352	5,128	2,797	2,331	21	...	21
15—20	5,106	2,497	2,609	4,373	2,417	1,956	693	76	617	40	4	36
20—30	9,599	4,652	4,877	4,352	2,873	1,479	4,758	1,624	3,134	419	155	264
30—40	7,428	4,379	3,049	1,172	876	296	5,197	2,959	2,238	1,059	544	515
40—50	4,865	2,790	2,075	396	237	159	3,113	1,972	1,141	1,356	581	775
50—60	2,810	1,519	1,291	191	99	92	1,526	1,054	472	1,093	366	727
60 and over	1,866	1,071	795	145	74	71	720	559	161	1,001	438	563
<i>Buddhist</i>	26,827	14,418	11,914	14,640	8,542	6,088	9,044	4,588	4,448	2,648	1,275	1,888
0	880	465	415	880	465	415
1—5	2,962	1,485	1,477	2,962	1,485	1,477
5—10	3,413	1,819	1,594	3,413	1,819	1,594
10—15	2,770	1,536	1,234	2,754	1,536	1,218	16	...	16
15—20	2,723	1,355	1,368	2,201	1,291	910	488	60	428	34	4	30
20—30	4,800	2,412	2,388	1,729	1,345	384	2,800	954	1,846	271	113	158
30—40	3,847	2,362	1,485	428	379	49	2,808	1,603	1,205	611	380	231
40—50	2,567	1,577	990	157	132	25	1,696	1,093	603	714	352	362
50—60	1,407	819	588	64	50	14	833	509	264	510	200	310
60 and over	958	583	375	52	40	12	403	317	86	503	226	277
<i>Animist</i>	22,407	11,200	11,207	13,851	7,278	6,578	6,840	3,180	3,160	2,216	742	1,474
0	516	265	251	516	265	251
1—5	2,596	1,301	1,295	2,596	1,301	1,295
5—10	2,967	1,615	1,352	2,967	1,615	1,352
10—15	2,264	1,198	1,066	2,259	1,198	1,061	5	...	5
15—20	2,256	1,068	1,188	2,075	1,057	1,018	175	11	164	6	...	6
20—30	4,271	1,886	2,385	2,375	1,295	1,080	1,760	554	1,206	136	37	99
30—40	3,226	1,718	1,508	646	400	246	2,160	1,171	989	420	147	273
40—50	2,129	1,067	1,062	213	79	134	1,301	779	522	615	209	406
50—60	1,324	635	689	118	40	78	622	440	202	564	155	409
60 and over	858	447	411	86	28	58	297	225	72	475	194	281
<i>Hindu (all ages) ...</i>	865	807	48	107	181	18	142	112	80	16	14	2
<i>Mahomedan (all ages)</i>	582	449	83	225	191	84	268	224	42	41	34	7
<i>Christian (all ages)</i>	768	442	318	470	287	183	288	182	104	52	22	29

IMPERIAL TABLE VIIb.—Age, Sex, and Civil Condition by Religion.

DISTRICT, RELIGION, AND AGE.	POPULATION,			UNMARRIED.			MARRIED.			WIDOWED.		
	Persons.	Males.	Females.	Persons.	Males.	Females.	Persons.	Males.	Females.	Persons.	Males.	Females.
1	2	3	4	5	6	7	8	9	10	11	12	13
All Religions	471,100	245,909	225,191	278,888	150,727	127,666	161,240	82,276	78,966	31,477	12,907	18,570
0	13,218	6,450	6,768	13,218	6,450	6,768
1-5	55,928	27,759	28,169	55,928	27,759	28,169
5-10	61,354	31,643	29,711	61,354	31,643	29,711
10-15	56,243	29,386	26,857	56,193	29,382	26,811	50	4	46
15-20	48,789	23,801	24,988	43,378	22,967	20,411	5,105	773	4,332	306	61	245
20-30	80,568	40,006	40,562	32,672	21,339	11,333	44,756	17,527	27,229	3,140	1,140	2,009
30-40	64,023	35,907	28,116	8,985	6,580	2,405	50,089	27,054	23,035	4,949	2,273	2,676
40-50	42,171	23,628	18,543	3,533	2,511	1,022	32,305	18,468	13,897	6,333	2,709	3,624
50-60	25,507	13,536	11,971	1,657	1,129	528	17,227	10,002	7,225	6,023	2,405	4,218
60 and over	23,299	13,793	9,506	1,465	967	498	11,708	8,507	3,201	10,126	4,319	5,807
Buddhist	480,820	218,580	211,749	265,668	134,919	120,789	146,171	72,762	78,419	28,500	10,909	17,691
0	12,321	6,020	6,301	12,321	6,020	6,301
1-5	52,401	25,938	26,463	52,401	25,938	26,463
5-10	57,182	29,509	27,673	57,182	29,509	27,673
10-15	52,722	27,297	25,425	52,711	27,297	25,414	11	...	11
15-20	45,569	21,788	23,781	40,816	21,097	19,719	4,486	639	3,847	267	52	213
20-30	71,673	33,878	37,795	28,451	17,521	10,930	40,419	15,426	24,993	2,803	931	1,872
30-40	56,042	29,766	26,276	6,565	4,269	2,296	45,120	23,670	21,450	4,357	1,827	2,530
40-50	37,831	20,250	17,581	2,700	1,718	982	29,493	16,321	13,172	5,638	2,213	3,427
50-60	23,236	11,879	11,357	1,292	801	491	15,878	8,997	6,881	6,066	2,081	3,985
60 and over	21,352	12,255	9,097	1,219	749	470	10,704	7,099	3,065	9,369	3,807	5,562
Animist (all ages)	2,308	1,616	688	1,183	817	366	886	680	266	184	118	68
Hindu	21,112	14,794	6,318	11,806	8,471	2,915	7,089	6,116	2,878	1,787	1,207	630
0	401	194	207	401	194	207
1-5	1,622	852	770	1,622	852	770
5-10	1,985	1,016	969	1,985	1,016	969
10-15	1,606	1,007	599	1,571	1,007	564	35	...	35
15-20	1,571	1,102	469	1,189	999	190	362	98	264	20	5	15
20-30	4,776	3,435	1,341	2,315	2,197	118	2,260	1,114	1,146	201	124	77
30-40	4,500	3,529	971	1,413	1,372	41	2,732	1,888	844	355	269	86
40-50	2,453	1,966	487	515	497	18	1,519	1,155	364	419	314	105
50-60	1,208	903	305	225	208	17	640	480	160	343	215	128
60 and over	990	790	200	150	129	21	441	381	60	399	280	119
Hindus born in Burma	7,821	4,186	3,726	6,728	3,288	2,482	1,896	756	1,140	298	146	168
0	361	171	190	361	171	190
1-5	1,415	734	681	1,415	734	681
5-10	1,658	799	859	1,658	799	859
10-15	1,068	597	471	1,068	597	471
15-20	783	423	360	538	392	146	228	29	199	17	2	15
20-30	1,265	640	625	427	370	57	769	241	528	69	29	40
30-40	772	456	316	156	139	17	553	286	267	63	31	30
40-50	326	201	125	57	53	4	207	113	94	62	35	27
50-60	154	95	59	24	21	3	85	52	33	45	22	23
60 and over	119	80	39	24	20	4	53	34	19	42	26	16
Mahomedan	18,405	8,912	4,488	7,804	6,821	2,488	4,746	3,008	1,787	866	683	278
0	300	155	165	300	155	165
1-5	1,070	651	619	1,070	651	619
5-10	1,468	751	717	1,468	751	717
10-15	1,193	687	506	1,189	683	506	4	4
15-20	1,188	672	456	992	640	360	211	28	183	15	4	11
20-30	3,117	2,151	966	1,434	1,285	149	1,571	792	779	112	74	38
30-40	2,465	1,930	535	801	762	39	1,487	1,024	403	177	144	33
40-50	1,176	929	247	239	225	14	751	572	179	186	132	54
50-60	638	470	168	110	100	10	392	297	95	136	73	63
60 and over	630	516	114	71	69	2	329	291	38	30	156	74
Mahomedans born in Burma.	8,201	3,997	4,204	6,888	2,995	2,408	2,447	882	1,565	868	120	288
0	315	151	164	315	151	164
1-5	1,235	631	604	1,235	631	604
5-10	1,413	712	701	1,413	712	701
10-15	1,044	559	485	1,040	555	485	4	4
15-20	797	370	407	616	364	252	171	6	165	10	...	10
20-30	1,495	612	883	479	331	141	972	267	705	51	14	37
30-40	978	507	471	228	195	33	693	284	409	57	28	29
40-50	463	233	230	47	34	13	336	167	169	80	32	48
50-60	257	110	147	21	13	8	166	81	85	70	16	54
60 and over	204	118	98	11	9	2	105	73	32	88	30	58

THATON.

IMPERIAL TABLE VII B.—Age, Sex, and Civil Condition by Religion.

DISTRICT, RELIGION, AND AGE.		POPULATION.			UNMARRIED.			MARRIED.			WIDOWED.		
		Persons.	Males.	Females.	Persons.	Males.	Females.	Persons.	Males.	Females.	Persons.	Males.	Females.
		2	3	4	5	6	7	8	9	10	11	12	13
THATON—continued.	Christian ...	8,811	1,920	1,891	2,284	1,162	1,182	1,888	687	661	189	81	108
	0	120	52	68	120	52	68
	1—5	426	204	222	426	204	222
	5—10	503	243	260	503	243	260
	10—15	503	268	235	503	268	235
	15—20	360	139	221	331	135	196	26	4	82	3	...	3
	20—30	613	268	345	291	178	113	314	89	225	8	1	7
	30—40	541	312	229	81	55	26	431	245	186	29	12	17
	40—50	353	211	142	15	13	2	293	172	121	45	26	19
	50—60	226	120	106	8	2	6	174	105	69	44	13	31
	60 and over	166	103	63	6	2	4	100	72	28	60	29	31
	Others (all ages) ...	140	88	52	68	47	21	61	82	29	11	9	2
	AMHERST.	All Religions ...	417,910	228,348	194,662	242,692	132,692	109,900	149,800	80,262	69,688	26,618	10,894
0		11,356	5,667	5,689	11,356	5,667	5,689
1—5		48,130	24,311	23,819	48,130	24,311	23,819
5—10		56,970	28,827	28,143	56,970	28,827	28,143
10—15		49,213	25,614	23,599	49,186	25,609	23,577	26	4	29	1	1	...
15—20		43,481	21,901	21,580	37,764	20,688	17,076	5,399	1,161	4,238	318	52	266
20—30		72,821	38,447	34,374	26,409	18,265	8,144	43,654	19,204	24,450	2,758	978	1,780
30—40		55,615	32,694	22,921	7,317	5,614	1,703	44,347	25,201	19,146	3,951	1,879	2,072
40—50		37,236	21,502	15,734	2,769	1,950	819	29,781	17,467	12,314	4,686	2,085	2,601
50—60		21,701	11,887	9,814	1,320	880	440	15,472	9,228	6,244	4,909	1,779	3,139
60 and over		21,387	12,498	8,889	1,371	881	490	11,121	7,997	3,124	8,895	3,620	5,275
Buddhist ...		856,176	181,489	178,686	210,652	111,874	98,978	128,088	61,648	61,440	21,485	8,167	18,268
0		10,185	5,048	5,137	10,185	5,048	5,137
1—5		42,975	21,537	21,438	42,975	21,537	21,438
5—10		50,484	25,537	24,947	50,484	25,537	24,947
10—15		43,442	22,214	21,228	43,432	22,209	21,223	9	4	5	1	1	...
15—20		37,957	18,498	19,459	33,227	17,644	15,783	4,250	811	3,439	280	43	337
20—30		58,953	28,714	30,239	20,226	13,482	7,444	35,706	14,469	21,237	2,321	763	1,558
30—40		43,655	23,526	20,129	5,119	3,627	1,492	35,391	18,519	16,872	3,145	1,380	1,765
40—50		30,790	16,607	14,183	1,966	1,269	697	24,961	13,716	11,245	3,863	1,622	2,241
50—60		18,440	9,501	8,939	1,017	629	388	13,276	7,480	5,796	4,147	1,392	2,755
60 and over	18,294	10,307	7,987	1,121	692	429	9,495	6,649	2,846	7,678	2,966	4,712	
Animist ...	8,442	2,446	998	1,888	1,279	657	1,871	1,004	867	286	168	72	
0	78	43	35	78	43	35	
1—5	309	183	126	309	183	126	
5—10	386	229	157	386	229	157	
10—15	305	194	111	305	194	111	
15—20	258	146	112	229	141	88	27	5	22	2	...	2	
20—30	519	374	145	248	220	28	257	144	113	14	10	4	
30—40	624	485	137	151	147	4	436	313	123	35	25	10	
40—50	476	383	93	80	74	6	352	283	69	44	26	18	
50—60	267	214	53	29	27	2	174	142	32	64	45	19	
60 and over	222	195	27	21	21	...	185	117	8	76	57	19	
Hindu ...	26,416	19,468	5,947	10,760	8,888	2,427	12,838	9,960	2,878	1,822	1,176	647	
0	296	160	136	296	160	136	
1—5	1,287	683	604	1,287	683	604	
5—10	1,713	904	809	1,713	904	809	
10—15	1,489	1,029	460	1,476	1,029	447	13	...	13	
15—20	1,976	1,464	512	1,464	1,244	220	501	217	284	12	3	8	
20—30	6,647	5,285	1,362	2,596	2,480	116	3,859	2,688	1,171	192	117	75	
30—40	6,188	5,238	950	1,230	1,191	39	4,505	3,758	807	393	289	104	
40—50	3,050	2,551	499	431	410	21	2,212	1,887	325	407	254	153	
50—60	1,507	1,230	277	155	144	11	1,000	859	141	352	227	125	
60 and over	1,262	924	338	112	88	24	683	551	139	467	285	182	

IMPERIAL TABLE VII B.—Age, Sex, and Civil Condition by Religion.

DISTRICT, RELIGION, AND AGE.	POPULATION.			UNMARRIED.			MARRIED.			WIDOWED.		
	Persons.	Males.	Females.	Persons.	Males.	Females.	Persons.	Males.	Females.	Persons.	Males.	Females.
1	2	3	4	5	6	7	8	9	10	11	12	13
Hindus born in Burma	8,088	4,468	8,617	6,042	3,083	2,008	2,687	1,222	1,346	474	211	268
0	266	146	120	266	146	120
1-5	1,136	660	536	1,136	660	536
5-10	1,397	706	691	1,397	706	691
10-15	970	582	388	959	582	377	11	...	11
15-20	820	448	372	602	407	195	210	40	170	8	1	7
20-30	1,462	764	698	452	396	56	938	344	594	72	24	48
30-40	1,046	609	437	138	123	15	802	439	363	106	47	59
40-50	509	325	184	50	44	6	348	232	116	111	49	62
50-60	261	167	94	26	21	5	144	99	45	91	47	44
60 and over	216	119	97	16	8	8	114	68	46	86	43	43
Mahomedan	26,678	18,261	10,417	14,842	9,077	6,765	10,282	6,428	8,809	1,604	781	848
0	671	345	326	671	345	326
1-5	2,864	1,559	1,305	2,864	1,559	1,305
5-10	3,384	1,647	1,737	3,384	1,647	1,737
10-15	2,929	1,648	1,281	2,925	1,648	1,277	4	...	4
15-20	2,196	1,397	1,099	1,921	1,280	641	550	111	439	25	6	19
20-30	5,479	3,465	2,014	2,036	1,738	298	3,246	1,650	1,596	197	77	120
30-40	4,181	2,934	1,247	648	553	95	3,226	2,218	1,008	307	163	144
40-50	2,318	1,642	676	214	170	44	1,797	1,310	487	307	162	145
50-60	1,103	730	373	86	65	21	709	576	193	248	89	159
60 and over	1,253	894	359	93	72	21	640	558	82	520	264	256
Mahomedans born in Burma.	19,916	9,995	9,920	12,477	8,819	6,868	6,817	2,828	3,491	1,121	860	771
0	665	341	324	665	341	324
1-5	2,822	1,527	1,295	2,822	1,527	1,295
5-10	3,308	1,608	1,700	3,308	1,608	1,700
10-15	2,751	1,492	1,259	2,751	1,492	1,259
15-20	2,024	952	1,072	1,519	888	631	482	60	422	23	4	19
20-30	3,359	1,464	1,895	958	676	282	2,234	740	1,494	167	48	119
30-40	2,317	1,188	1,129	270	186	84	1,827	917	910	220	85	135
40-50	1,367	742	625	92	48	44	1,065	620	445	210	74	136
50-60	635	398	327	45	24	21	405	245	160	185	39	146
60 and over	667	373	294	47	29	18	304	244	60	316	100	216
Christian	7,074	3,688	3,478	4,444	2,289	2,165	2,212	1,181	1,081	418	128	292
0	123	69	54	123	69	54
1-5	682	340	342	682	340	342
5-10	988	501	487	988	501	487
10-15	1,043	528	515	1,043	528	515
15-20	783	390	393	714	373	341	69	17	52
20-30	1,192	588	604	599	341	258	559	236	323	34	11	23
30-40	942	489	453	164	91	73	707	376	331	71	22	49
40-50	590	308	282	76	25	51	450	263	187	64	20	44
50-60	378	206	172	31	13	18	249	167	82	98	26	72
60 and over	353	177	176	24	8	16	178	122	56	151	47	104
Others (all ages)	128	88	88	68	40	18	64	46	18	4	2	2
All Religions	168,788	80,994	76,792	90,990	49,886	41,805	65,168	27,940	27,228	10,628	3,869	8,969
0	3,842	1,898	1,944	3,842	1,898	1,944
1-5	16,312	8,093	8,219	16,312	8,093	8,219
5-10	21,466	10,839	10,627	21,466	10,839	10,627
10-15	19,773	10,347	9,126	19,768	10,345	9,423	5	2	3
15-20	15,511	7,733	7,778	14,022	7,554	6,468	1,393	174	1,219	96	5	91
20-30	26,412	13,388	13,024	10,817	7,309	3,508	14,583	5,805	8,778	1,022	274	738
30-40	21,063	11,787	9,276	2,872	2,113	759	16,728	9,038	7,690	1,403	636	827
40-50	14,290	7,688	6,602	1,008	692	316	12,431	6,330	5,101	1,851	666	1,185
50-60	9,026	4,413	4,613	460	288	172	6,297	3,435	2,862	2,269	690	1,579
60 and over	9,091	4,808	4,283	423	254	169	4,731	3,156	1,575	3,937	1,398	2,539
Buddhist	145,148	72,812	72,684	84,624	44,824	39,900	60,691	24,876	26,916	10,081	3,818	6,718
0	3,637	1,790	1,847	3,637	1,790	1,847
1-5	15,610	7,733	7,877	15,610	7,733	7,877
5-10	20,585	10,411	10,174	20,585	10,411	10,174
10-15	18,972	9,929	9,043	18,968	9,928	9,040	4	1	3
15-20	14,679	7,229	7,450	13,337	7,099	6,238	1,247	125	1,122	95	5	90
20-30	23,311	10,980	12,331	9,119	5,756	3,363	13,250	4,991	8,259	942	333	709
30-40	18,198	9,379	8,819	1,794	1,072	722	15,077	7,776	7,301	1,327	531	796
40-50	12,964	6,610	6,354	712	407	305	10,535	5,631	4,994	1,717	578	1,145
50-60	8,493	4,018	4,475	370	208	168	5,953	3,170	2,783	2,170	646	1,594
60 and over	8,697	4,533	4,164	392	226	166	4,585	2,981	1,544	3,780	1,386	2,434

AMHERST—continued.

TAVOY.

IMPERIAL TABLE VIII.—Age, Sex, and Civil Condition by Religion.

DISTRICT, RELIGION, AND AGE.	POPULATION.			UNMARRIED.			MARRIED.			WIDOWED.		
	Persons.	Males.	Females.	Persons.	Males.	Females.	Persons.	Males.	Females.	Persons.	Males.	Females.
1	2	3	4	5	6	7	8	9	10	11	12	13
Animist ...	2773	2,194	579	1,671	1,375	296	946	712	288	157	107	60
0	41	22	19	41	22	19
1-5	144	80	64	144	80	64
5-10	157	78	79	157	78	79
10-15	133	58	75	133	58	75
15-20	114	58	56	95	51	44	18	7	11	1	...	1
20-30	607	522	85	404	393	11	192	123	69	11	6	5
30-40	911	818	93	501	498	3	371	286	85	30	34	5
40-50	419	363	56	145	144	1	239	190	49	35	29	6
50-60	148	121	27	37	37	...	78	64	14	33	20	13
60 and over	99	74	25	14	14	...	47	42	5	38	18	20
Hindu ...	3,819	2,953	866	1,741	1,585	156	1,455	1,259	196	123	109	14
0	33	18	15	33	18	15
1-5	87	45	42	87	45	42
5-10	86	34	52	86	34	52
10-15	104	84	20	104	84	20
15-20	217	185	32	172	163	9	45	22	23
20-30	1,272	1,150	116	758	748	10	496	391	105	18	17	1
30-40	960	913	47	374	367	7	544	504	40	42	42	...
40-50	356	332	24	89	88	1	238	217	21	29	27	2
50-60	124	114	10	30	30	...	83	79	4	11	5	6
60 and over	80	72	8	8	8	...	49	46	3	23	18	5
Hindus born in Burma	284	164	120	203	116	87	75	44	31	6	4	2
0	27	13	14	27	13	14
1-5	59	35	24	59	35	24
5-10	48	21	27	48	21	27
10-15	38	24	14	38	24	14
15-20	17	6	5	9	6	3	2	...	2
20-30	45	22	23	16	13	3	27	8	19	2	1	1
30-40	33	26	7	6	4	2	26	21	5	1	1	...
40-50	13	9	4	12	8	4	1	1	...
50-60	7	6	1	7	6	1
60 and over	3	2	1	1	1	...	2	1	1
Mahomedan ...	2,873	1,844	1,029	1,581	1,000	581	1,171	754	417	171	90	81
0	61	36	25	61	36	25
1-5	238	123	115	238	123	115
5-10	310	185	155	310	155	155
10-15	211	105	106	211	105	106
15-20	234	139	95	181	124	57	53	15	38
20-30	735	478	247	316	264	52	386	300	186	23	14	9
30-40	501	431	130	149	135	14	381	275	106	31	21	10
40-50	278	207	71	44	39	5	197	145	52	37	23	14
50-60	125	82	43	13	13	...	84	58	26	28	11	17
60 and over	130	88	42	8	6	2	70	61	9	59	21	31
Mahomedans born in Burma.	1,878	888	990	1,092	572	520	867	278	389	119	38	31
0	61	36	25	61	36	25
1-5	230	117	113	230	117	113
5-10	309	149	151	309	149	151
10-15	197	94	103	197	94	103
15-20	176	81	95	135	78	57	41	3	38
20-30	371	141	230	124	72	52	234	65	169	13	4	9
30-40	249	130	119	34	22	12	196	99	97	19	9	10
40-50	134	64	70	6	1	5	105	54	51	23	6	17
50-60	76	34	42	1	1	...	59	27	25	23	6	14
60 and over	84	42	42	4	2	2	39	30	9	41	10	31
Christian ...	2,645	1,371	1,274	1,508	781	717	993	532	461	144	48	66
0	70	32	38	70	32	38
1-5	228	108	120	228	108	120
5-10	325	160	165	325	160	165
10-15	351	170	181	350	169	181	1	1
15-20	266	121	145	236	116	120	30	5	25
20-30	491	249	242	218	146	72	256	100	156	17	3	14
30-40	427	241	186	53	41	12	351	193	158	23	7	16
40-50	268	172	96	17	13	4	218	144	74	28	15	18
50-60	135	78	57	10	6	4	98	64	34	27	8	19
60 and over	84	40	44	1	...	1	39	25	14	44	15	29
Others (all ages) ...	80	20	10	78	10	6	78	6	6	2	2	...

TAVOY—concluded.

IMPERIAL TABLE VII B.—Age, Sex, and Civil Condition by Religion.

DISTRICT, RELIGION, AND AGE.	POPULATION.			UNMARRIED.			MARRIED.			WIDOWED.		
	Persons.	Males.	Females.	Persons.	Males.	Females.	Persons.	Males.	Females.	Persons.	Males.	Females.
1	2	3	4	5	6	7	8	9	10	11	12	13
All Religions ...	186,466	72,878	62,687	77,619	48,182	84,487	60,898	26,919	28,414	7,613	2,777	4,788
0	2,669	1,320	1,349	2,669	1,320	1,349
1-5	13,846	6,880	6,966	13,846	6,880	6,966
5-10	18,973	9,448	9,525	18,968	9,443	9,525	5	5
10-15	16,049	8,464	7,585	16,014	8,455	7,559	34	9	25	1	...	1
15-20	13,471	6,985	6,486	11,761	6,589	5,172	1,633	388	1,245	77	8	60
20-30	25,694	13,826	11,868	10,067	7,222	2,845	14,857	6,328	8,529	770	276	494
30-40	18,841	11,352	7,489	2,597	2,122	475	15,100	8,721	6,379	1,444	509	635
40-50	11,865	7,115	4,750	899	679	220	9,539	5,884	3,655	1,427	552	875
50-60	7,719	3,945	3,774	379	247	132	5,758	3,190	2,568	1,582	508	1,074
60 and over	6,338	3,543	2,795	419	225	194	3,447	2,394	1,053	2,512	924	1,588
Buddhist ...	104,817	68,200	61,417	60,886	32,333	28,608	87,908	18,821	19,087	6,873	2,046	3,827
0	2,179	1,077	1,102	2,179	1,077	1,102
1-5	11,206	5,566	5,640	11,206	5,566	5,640
5-10	15,687	7,693	7,994	15,682	7,688	7,994	5	5
10-15	12,982	6,659	6,323	12,951	6,650	6,301	30	9	21	1	...	1
15-20	10,506	5,190	5,316	9,293	4,977	4,316	1,148	209	939	65	4	61
20-30	18,681	9,159	9,522	7,147	4,839	2,308	10,934	4,133	6,801	600	187	413
30-40	13,312	7,205	6,107	1,316	929	387	11,137	5,913	5,224	859	363	496
40-50	8,851	5,016	3,835	485	309	176	7,299	4,315	2,975	1,076	392	684
50-60	6,118	3,291	3,207	246	136	110	4,632	2,389	2,243	1,240	386	854
60 and over	5,095	2,724	2,371	331	162	169	2,732	1,848	884	2,032	714	1,318
Animist ...	6,428	4,268	2,168	3,416	2,331	1,084	2,616	1,666	920	396	232	164
0	115	58	67	125	58	67
1-5	553	268	285	553	268	285
5-10	644	323	321	644	323	321
10-15	507	290	217	505	290	215	2	...	2
15-20	411	215	196	318	195	123	93	20	73
20-30	1,147	693	454	483	425	58	649	260	389	15	8	7
30-40	1,450	1,159	291	489	480	9	888	640	248	73	39	34
40-50	853	664	189	199	196	3	561	413	148	93	55	38
50-60	423	332	91	63	62	1	266	219	47	94	51	43
60 and over	513	256	57	36	34	2	156	143	13	121	79	42
Hindu ...	8,613	6,842	771	8,209	2,037	272	8,213	2,770	443	191	136	68
0	57	32	25	57	32	25
1-5	178	86	92	178	86	92
5-10	219	159	60	219	159	60
10-15	431	386	45	429	386	43	2	...	2
15-20	773	703	70	595	576	19	175	124	51	3	3	...
20-30	2,416	2,160	256	1,031	1,014	17	1,342	1,108	234	43	38	5
30-40	1,680	1,548	132	530	521	9	1,095	984	111	55	43	12
40-50	575	522	53	120	116	4	411	378	33	44	28	16
50-60	293	179	24	33	32	1	145	133	12	25	14	11
60 and over	81	67	14	17	15	2	43	43	...	21	9	12
Hindus born in Burma ...	296	168	130	243	127	116	49	86	13	4	3	1
0	40	18	22	40	18	22
1-5	85	29	56	85	29	56
5-10	43	23	20	43	23	20
10-15	97	15	12	97	15	12
15-20	10	4	6	8	4	4	2	...	2
20-30	51	39	12	24	22	2	26	17	9	1	...	1
30-40	28	26	2	13	13	...	14	12	2	3	1	...
40-50	8	8	...	2	2	...	5	5	...	1	1	...
50-60	2	2	1	1	...	1	1	...
60 and over	2	2	...	1	1	...	1	1
Mahomedan ...	11,645	6,270	6,375	6,639	3,800	2,839	4,897	2,429	1,988	709	241	488
0	172	93	79	172	93	79
1-5	1,233	628	605	1,233	628	605
5-10	1,518	794	724	1,518	794	724
10-15	1,330	689	641	1,330	689	641
15-20	1,215	593	622	1,057	570	487	151	22	129	7	1	6
20-30	2,252	1,208	1,044	933	643	290	1,247	539	708	72	26	46
30-40	1,585	956	629	184	126	58	1,303	787	516	98	43	55
40-50	1,060	604	456	60	33	27	865	523	342	135	48	87
50-60	668	351	311	36	13	13	488	301	187	148	37	111
60 and over	618	354	264	86	11	15	343	257	86	249	86	103

MERCUL

IMPERIAL TABLE VIII.—Age, Sex, and Civil Condition by Religion.

DISTRICT, RELIGION, AND AGE.	POPULATION.			UNMARRIED.			MARRIED.			WIDOWED.		
	Persons.	Males.	Females.	Persons.	Males.	Females.	Persons.	Males.	Females.	Persons.	Males.	Females.
1	2	3	4	5	6	7	8	9	10	11	12	13
MERGUI—continued.												
<i>Mahomedans born in Burma.</i>	10,086	6,067	6,029	8,082	3,208	2,874	3,424	1,879	1,746	680	170	410
0	170	93	77	170	93	77
1—5	1,228	626	602	1,228	626	602
5—10	1,489	778	711	1,489	778	711
10—15	1,277	649	628	1,277	649	628
15—20	1,111	524	587	965	505	460	140	19	121	6	...	6
20—30	1,792	831	961	737	454	283	1,003	365	638	52	12	40
30—40	1,206	624	582	130	72	58	994	520	474	82	32	50
40—50	789	407	382	41	13	27	643	362	281	106	32	74
50—60	533	262	271	20	7	13	391	229	162	122	26	96
60 and over	491	263	228	26	11	15	253	184	69	212	68	144
<i>Christian</i>	6,168	3,297	2,868	3,612	1,073	1,639	2,197	1,201	998	344	128	221
0	136	60	76	136	60	76
1—5	676	332	344	676	332	344
5—10	905	479	426	905	479	426
10—15	799	440	359	799	440	359
15—20	564	282	282	496	269	227	66	13	53	2	...	2
20—30	1,195	603	592	470	298	172	685	288	397	40	17	23
30—40	811	481	330	75	63	12	677	397	280	59	21	38
40—50	523	306	217	35	25	10	409	252	157	79	29	50
50—60	313	172	141	11	4	7	227	148	79	75	20	55
60 and over	231	142	89	9	3	6	133	103	30	89	36	53
<i>Others (all ages)</i>	11	11	...	8	8	...	8	8
THAYETMYO.												
<i>All Religions</i>	266,406	126,288	130,128	138,262	68,380	64,872	99,282	49,824	49,468	22,872	7,079	16,798
0	7,159	3,589	3,570	7,159	3,589	3,570
1—5	25,314	12,247	13,067	25,314	12,247	13,067
5—10	31,101	15,305	15,796	31,101	15,305	15,796
10—15	30,801	15,446	15,355	30,745	15,446	15,299	56	...	56
15—20	26,798	12,766	14,032	22,339	11,661	10,478	4,184	862	3,322	275	43	232
20—30	41,612	19,841	21,771	11,112	6,832	4,280	28,134	12,237	15,897	2,366	772	1,594
30—40	33,387	16,881	16,506	2,603	1,475	1,123	27,695	14,206	13,399	3,089	1,110	1,979
40—50	26,927	13,459	13,468	1,404	770	634	21,151	11,307	9,844	4,372	1,382	2,990
50—60	17,860	8,664	9,196	805	455	350	11,952	6,914	5,038	5,103	1,205	3,808
60 and over	14,447	7,085	7,362	670	400	270	6,110	4,208	1,902	7,667	2,477	5,190
<i>Buddhist</i>	239,728	118,712	128,014	126,679	64,062	61,617	92,888	46,166	46,681	21,481	6,496	14,988
0	6,821	3,408	3,413	6,821	3,408	3,413
1—5	23,864	11,562	12,302	23,864	11,562	12,302
5—10	29,358	14,425	14,933	29,358	14,425	14,933
10—15	29,153	14,577	14,576	29,102	14,577	14,525	51	...	51
15—20	25,299	12,005	13,294	21,144	11,170	9,974	3,901	797	3,104	254	38	216
20—30	38,702	18,208	20,494	10,270	6,180	4,020	26,231	11,338	14,893	2,201	690	1,511
30—40	30,923	15,371	15,552	2,305	1,227	1,078	25,747	13,157	12,590	2,871	987	1,884
40—50	25,203	12,455	12,748	1,112	703	609	19,778	10,482	9,296	4,113	1,270	2,843
50—60	16,788	8,088	8,700	760	427	333	11,250	6,463	4,787	4,778	1,198	3,580
60 and over	13,615	6,613	7,002	643	383	260	5,728	3,918	1,810	7,244	2,312	4,932
<i>Animist</i>	11,289	5,726	5,544	5,486	2,907	2,678	4,764	2,441	2,328	1,020	377	648
0	235	123	112	235	123	112
1—5	1,106	540	566	1,106	540	566
5—10	1,312	654	658	1,312	654	658
10—15	1,292	657	635	1,287	657	630	5	...	5
15—20	1,145	553	592	929	511	418	199	38	161	17	4	13
20—30	1,882	922	960	431	302	129	1,337	566	771	114	54	60
30—40	1,642	889	753	113	83	30	1,393	745	618	136	61	75
40—50	1,223	646	577	38	19	19	1,003	552	451	182	75	107
50—60	820	416	404	25	16	9	541	329	212	254	71	123
60 and over	612	325	287	9	2	7	286	211	75	317	119	205
<i>Hindu (all ages)</i>	1,948	1,406	541	918	689	229	858	628	286	170	118	67
<i>Hindus born in Burma (all ages)</i>	667	366	302	471	261	210	162	91	71	34	18	21
<i>Mahomedan (all ages)</i>	1,994	1,177	817	1,004	596	409	807	508	301	188	76	107
<i>Mahomedans born in Burma (all ages)</i>	1,461	879	782	889	486	408	496	218	280	126	27	99
<i>Christian (all ages)</i>	466	261	204	288	148	117	164	97	67	88	18	20
<i>Others (all ages)</i>	8	8	8	8	1	2	8	2	1

DISTRICT, RELIGION, AND AGE.	POPULATION.			UNMARRIED.			MARRIED.			WIDOWED.			
	Persons.	Males.	Females.	Persons.	Males.	Females.	Persons.	Males.	Females.	Persons.	Males.	Females.	
	1	2	3	4	5	6	7	8	9	10	11	12	13
PAKÓKKU.													
<i>All Religions</i> ...	466,771	223,943	241,828	248,090	126,014	122,078	178,368	88,148	90,210	39,323	9,781	29,642	
0	16,030	7,786	8,244	16,030	7,786	8,244	
1-5	48,769	23,705	25,064	48,769	23,705	25,064	
5-10	59,838	29,907	29,931	59,838	29,907	29,931	10	...	10	
10-15	52,744	26,854	25,890	52,744	26,853	25,890	54	1	53	5	...	5	
15-20	46,986	21,592	25,394	38,680	19,834	18,846	7,739	1,695	6,044	567	63	504	
20-30	74,650	35,238	39,412	20,488	12,095	8,393	50,567	22,156	28,411	3,595	987	6,608	
30-40	57,106	28,183	28,923	4,882	2,036	2,246	47,525	24,193	23,332	4,699	1,351	3,346	
40-50	45,270	21,617	23,653	2,650	1,311	1,338	36,234	18,810	17,424	6,377	1,496	4,881	
50-60	31,993	15,111	16,882	1,824	891	933	22,092	12,402	9,690	8,077	1,818	6,259	
60 and over	32,385	13,891	18,494	2,245	936	1,309	14,137	8,891	5,246	16,003	4,064	11,939	
<i>Buddhist</i> ...	460,158	220,406	239,663	246,448	124,325	121,123	176,863	86,668	89,297	38,847	9,604	29,243	
0	15,922	7,732	8,190	15,922	7,732	8,190	
1-5	48,302	23,458	24,844	48,302	23,458	24,844	
5-10	59,294	29,688	29,606	59,284	29,688	29,596	10	...	10	
10-15	52,250	26,577	25,673	52,194	26,577	25,617	51	...	51	5	...	5	
15-20	46,557	21,356	25,201	38,339	19,615	18,724	7,600	1,680	5,920	558	61	497	
20-30	73,502	34,491	39,011	20,038	11,708	8,330	49,922	21,822	28,100	3,542	961	2,581	
30-40	56,017	27,446	28,571	4,722	2,485	2,237	46,682	23,649	23,033	4,013	1,319	3,301	
40-50	44,580	21,128	23,452	2,610	1,264	1,346	35,691	18,410	17,281	6,279	1,454	4,825	
50-60	31,595	14,864	16,731	1,802	872	930	21,834	12,206	9,628	7,959	1,786	6,173	
60 and over	32,139	13,755	18,384	2,235	926	1,309	14,013	8,799	5,214	15,891	4,030	11,861	
<i>Animist</i> ...	8,246	1,766	1,689	1,668	876	682	1,147	792	655	340	88	262	
<i>Hindu (all ages)</i> ...	842	702	140	408	366	62	336	306	79	49	40	9	
<i>Mahomedan (all ages)</i>	1,022	701	321	491	331	160	463	335	133	63	36	28	
<i>Christian (all ages)</i>	308	211	97	147	86	61	142	106	37	19	10	9	
<i>Others (all ages)</i> ..	98	78	18	38	30	8	63	44	9	5	4	1	
MINBU.													
<i>All Religions</i> ...	274,802	134,496	139,807	141,266	73,066	68,200	107,085	63,773	63,307	25,961	7,651	18,300	
0	8,354	4,113	4,241	8,354	4,113	4,241	
1-5	26,149	12,895	13,254	26,149	12,895	13,254	
5-10	30,553	14,879	15,674	30,553	14,879	15,674	
10-15	31,851	15,971	15,880	31,833	15,964	15,869	18	...	11	
15-20	29,233	14,101	15,132	23,890	12,959	10,931	4,981	1,078	3,903	362	64	698	
20-30	46,713	22,809	23,904	13,217	8,281	4,933	31,098	13,691	17,407	2,398	834	1,564	
30-40	35,285	17,976	17,309	3,335	1,978	1,357	28,756	14,849	13,907	3,194	1,149	2,045	
40-50	27,475	13,718	13,757	1,934	795	839	21,548	11,750	9,798	4,293	1,173	3,120	
50-60	20,157	9,225	10,332	1,141	608	533	13,163	7,548	5,615	5,853	1,669	4,184	
60 and over	18,532	8,208	10,324	1,160	591	569	7,521	4,855	2,665	9,851	2,762	7,089	
<i>Buddhist</i> ...	266,885	129,039	136,846	139,982	70,262	66,720	103,514	61,424	62,000	25,389	7,368	18,038	
0	8,143	3,999	4,144	8,143	3,999	4,144	
1-5	25,379	12,483	12,896	25,379	12,483	12,896	
5-10	29,731	14,468	15,263	29,731	14,468	15,263	
10-15	31,086	15,543	15,543	31,070	15,536	15,534	10	7	9	
15-20	28,489	13,671	14,818	23,313	12,575	10,738	4,821	1,033	3,788	355	63	692	
20-30	44,881	21,488	23,393	19,525	7,647	4,878	30,013	13,049	16,964	2,343	792	1,551	
30-40	33,735	16,822	16,913	3,031	1,691	1,340	27,617	14,057	13,560	3,087	1,074	2,013	
40-50	26,521	13,045	13,476	1,535	705	830	20,812	11,221	9,591	4,174	1,119	3,055	
50-60	19,710	9,519	10,191	1,109	578	531	12,861	7,321	5,540	5,740	1,620	4,120	
60 and over	18,210	8,001	10,209	1,146	580	506	7,374	4,736	2,638	9,699	2,685	7,005	
<i>Animist</i> ...	4,860	2,620	2,240	2,562	1,440	1,112	1,981	1,072	909	827	108	219	
0	145	77	68	145	77	68	
1-5	566	302	264	566	302	264	
5-10	594	306	288	594	306	288	
10-15	553	281	272	553	281	272	
15-20	488	248	240	381	226	155	102	21	81	5	1	4	
20-30	828	468	360	227	185	42	585	276	309	16	7	9	
30-40	652	358	294	47	37	10	571	307	264	34	14	20	
40-50	528	299	229	22	14	8	433	263	170	73	22	51	
50-60	286	169	117	7	5	2	193	133	60	86	31	55	
60 and over	220	112	108	10	7	3	97	72	25	113	33	80	
<i>Hindu (all ages)</i> ..	1,996	1,762	243	988	821	112	919	801	118	143	130	18	
<i>Hindu born in Burma</i>	270	161	109	213	129	84	61	28	23	6	4	2	
<i>Mahomedan (all ages)</i>	1,228	842	381	629	417	212	623	382	141	71	48	28	
<i>Mahomedans born in</i>	684	345	339	484	281	208	216	103	112	36	11	24	
<i>Christian (all ages)</i>	174	118	66	91	64	27	70	45	25	18	9	4	
<i>Others (all ages)</i>	166	124	41	79	62	17	78	64	24	8	8	...	

IMPERIAL TABLE VIII.--Age, Sex, and Civil Condition by Religion.

DISTRICT, RELIGION, AND AGE.	POPULATION.			UNMARRIED.			MARRIED.			WIDOWED.		
	Persons.	Males.	Females.	Persons.	Males.	Females.	Persons.	Males.	Females.	Persons.	Males.	Females.
1	2	3	4	5	6	7	8	9	10	11	12	13
MAGWE.												
<i>All Religions</i>	423,262	211,888	211,568	283,617	122,747	110,870	159,874	80,389	79,466	29,761	8,560	21,211
0	18,219	6,118	6,101	12,219	6,118	6,101
1-5	39,970	19,696	20,274	39,970	19,696	20,274
5-10	52,492	26,496	25,996	52,492	26,496	25,996
10-15	49,449	24,961	24,488	49,448	24,960	24,468	21	1	20
15-20	44,850	21,355	23,495	37,976	20,166	17,810	6,500	1,156	5,344	374	33	341
20-30	73,533	37,286	36,247	68,484	17,725	10,759	42,690	18,824	23,866	2,359	737	1,622
30-40	52,103	27,629	24,474	6,201	4,146	2,055	42,504	22,188	20,316	3,398	1,295	2,103
40-50	42,098	21,425	20,673	3,059	1,677	1,382	33,822	18,111	15,711	5,217	1,637	3,580
50-60	28,745	14,015	14,730	1,881	911	970	20,556	11,400	9,156	6,308	1,704	4,604
60 and over	27,793	12,705	15,088	1,907	852	1,055	13,781	8,709	5,072	12,105	3,144	8,961
<i>Buddhist</i>	410,548	200,866	209,888	227,241	117,249	109,892	164,024	76,464	78,670	29,288	8,182	21,121
0	12,105	6,059	6,046	12,105	6,059	6,046
1-5	39,444	19,417	20,027	39,444	19,417	20,027
5-10	51,939	26,190	25,749	51,939	26,190	25,749
10-15	48,084	24,650	24,334	48,066	24,650	24,316	18	...	18
15-20	43,806	20,504	23,302	37,159	19,440	17,719	6,275	1,031	5,244	379	33	339
20-30	69,217	33,453	35,764	26,235	15,527	10,708	40,690	17,243	23,447	2,292	683	1,609
30-40	48,551	24,385	24,166	5,004	2,974	2,036	40,287	20,242	20,045	3,260	1,169	2,091
40-50	40,651	20,095	20,556	2,733	1,357	1,376	32,835	17,211	15,624	5,083	1,527	3,556
50-60	28,256	13,576	14,680	1,773	805	968	20,255	11,123	9,132	6,228	1,648	4,580
60 and over	27,595	12,536	15,059	1,883	830	1,053	13,664	8,604	5,060	12,048	3,102	8,946
<i>Animist (all ages)</i>	629	688	96	888	278	60	268	286	28	28	20	8
<i>Hindu</i>	7,243	6,889	674	8,621	8,878	248	8,888	8,062	801	269	284	26
0	36	14	22	36	14	22
1-5	183	113	70	183	113	70
5-10	101	115	76	191	115	76
10-15	206	163	43	204	163	41	2	...	2
15-20	647	585	62	500	484	16	146	101	45	1	...	1
20-30	2,634	2,476	158	1,403	1,392	11	1,192	1,051	141	39	33	6
30-40	2,148	2,045	103	786	776	10	1,286	1,197	89	76	72	4
40-50	837	818	19	223	221	2	534	519	15	80	78	2
50-60	264	252	12	79	79	...	152	146	6	53	27	6
60 and over	97	88	9	16	16	...	51	48	3	30	24	6
<i>Hindus born in Burma</i>	807	882	245	460	279	171	189	78	68	18	7	11
0	34	14	20	34	14	20
1-5	127	75	52	127	75	52
5-10	108	58	50	108	58	50
10-15	61	34	27	61	34	27
15-20	53	24	29	33	20	13	20	4	16
20-30	114	72	42	38	35	3	72	36	36	4	1	3
30-40	69	54	15	40	34	6	26	20	6	3	...	3
40-50	17	15	2	5	5	...	11	9	2	1	1	...
50-60	14	11	3	4	4	...	7	5	2	3	2	1
60 and over	10	5	5	3	2	1	7	3	4
<i>Mahomedan (all ages)</i>	3,621	2,748	778	1,769	1,887	372	1,624	1,280	864	188	101	87
<i>Christian (all ages)</i>	1,158	746	407	678	891	186	688	829	204	44	26	18
<i>Others (all ages)</i>	158	126	83	82	69	18	67	49	18	9	7	2
PAKOKKU HILL TRACTS.												
<i>All Religions</i>	20,048	9,840	10,203	10,729	5,808	4,828	7,652	8,596	4,067	1,662	489	1,223
0	546	264	282	546	264	282
1-5	2,986	1,471	1,515	2,986	1,471	1,515
5-10	2,677	1,379	1,298	2,677	1,379	1,298
10-15	1,920	1,060	860	1,920	1,060	860
15-20	1,705	889	816	1,445	845	600	255	44	211	5	...	5
20-30	3,765	1,659	2,106	976	663	313	2,645	953	1,692	144	43	101
30-40	3,055	1,444	1,611	128	94	34	2,552	1,253	1,299	375	97	278
40-50	1,678	832	846	30	17	13	1,255	731	524	392	84	309
50-60	960	456	504	16	10	6	593	359	234	351	87	262
60 and over	751	386	365	5	3	2	352	255	97	394	128	266
<i>Buddhist (all ages)</i>	129	86	48	68	62	16	64	80	24	7	4	8

IMPERIAL TABLE VIIb.—Age, Sex, and Civil Condition by Religion.

DISTRICT, RELIGION, AND AGE.	POPULATION.			UNMARRIED.			MARRIED.			WIDOWED.		
	Persons.	Males.	Females.	Persons.	Males.	Females.	Persons.	Males.	Females.	Persons.	Males.	Females.
1	2	3	4	5	6	7	8	9	10	11	12	13
PAKÓKKU HILL TRACTS—concluded.												
<i>Animist</i> ..	19,712	9,599	10,118	10,678	6,698	4,880	7,481	3,487	4,014	1,663	484	1,219
0	538	259	279	538	250	279
1—5	2,952	1,456	1,496	2,952	1,456	1,496
5—10	2,653	1,368	1,285	2,653	1,368	1,285
10—15	1,007	1,052	855	1,007	1,052	855
15—20	1,681	872	809	1,426	829	597	251	43	208	4	...	4
20—30	3,641	1,557	2,084	931	618	313	2,570	899	1,671	140	40	100
30—40	2,990	1,391	1,599	121	87	34	2,495	1,208	1,287	374	96	278
40—50	1,652	812	840	29	16	13	1,231	713	518	392	83	309
50—60	949	447	502	16	10	6	583	350	233	350	87	263
60 and over	749	385	364	5	3	2	351	254	97	393	128	265
<i>Hindu (all ages)</i> ..	188	143	40	76	52	23	106	80	16	2	1	1
<i>Mahomedan (all ages)</i>	8	5	3	3	1	2	6	4	1
<i>Christian (all ages)</i>	11	7	4	6	3	2	6	4	2
All Religions ..	866,621	428,999	437,622	480,693	298,181	282,412	513,856	272,796	355,061	188,172	12,023	26,149
0	7,450	3,655	3,795	7,450	3,655	3,795
1—5	29,885	14,510	15,369	29,885	14,510	15,369
5—10	35,485	17,215	18,270	35,485	17,215	18,270
10—15	37,161	18,491	18,670	37,074	18,483	18,591	86	7	79	1	1	...
15—20	36,792	18,580	18,212	30,853	16,998	13,855	5,442	1,419	4,023	497	163	334
20—30	70,976	38,863	32,113	25,550	17,964	7,586	41,726	19,571	22,155	3,700	1,328	8,372
30—40	50,608	27,877	22,731	7,656	5,380	2,276	37,792	20,481	17,311	5,160	2,016	3,144
40—50	39,654	20,790	18,864	3,161	1,988	1,173	28,859	16,213	12,645	7,634	2,589	5,045
50—60	26,413	13,123	13,290	1,751	1,017	734	15,894	9,627	6,267	8,768	2,479	6,289
60 and over	22,197	9,889	12,308	1,728	965	763	8,057	5,477	2,580	12,412	3,447	8,995
<i>Buddhist</i> ..	299,327	146,205	153,122	151,492	79,149	72,343	114,677	67,418	67,169	33,268	9,888	28,620
0	6,423	3,136	3,287	6,423	3,136	3,287
1—5	25,705	12,406	13,299	25,705	12,406	13,299
5—10	30,334	14,628	15,706	30,334	14,628	15,706
10—15	32,628	16,028	16,570	32,574	16,022	16,522	54	6	48
15—20	31,605	15,469	16,136	26,856	14,287	12,569	4,300	1,040	3,260	449	142	307
20—30	55,832	27,943	27,889	18,852	12,192	6,660	33,924	14,822	19,102	3,056	949	2,127
30—40	39,961	20,250	19,711	5,269	3,345	1,924	30,457	15,400	15,057	4,225	1,505	2,730
40—50	33,483	16,543	16,940	2,403	1,388	1,015	24,612	13,161	11,451	6,468	1,994	4,474
50—60	23,197	11,024	12,173	1,479	830	649	13,980	8,162	5,818	7,738	2,032	5,706
60 and over	20,159	8,748	11,411	1,597	885	712	7,250	4,827	2,423	11,312	3,036	8,276
<i>Animist</i> ..	2,698	2,301	397	1,669	1,888	188	1,023	839	184	106	76	80
0	32	18	14	32	18	14
1—5	120	63	57	120	63	57
5—10	99	46	53	99	46	53
10—15	79	58	21	79	58	21
15—20	277	240	37	230	212	18	47	28	19
20—30	1,074	984	90	721	711	10	342	265	77	11	8	3
30—40	565	497	68	193	187	6	352	301	51	29	9	11
40—50	278	243	35	69	66	3	180	156	24	29	21	8
50—60	110	99	11	18	17	1	72	64	8	20	18	2
60 and over	64	53	11	8	8	...	30	25	5	26	20	6
<i>Hindu</i> ..	22,081	15,691	6,470	9,881	7,166	2,715	10,101	7,232	2,869	2,079	1,193	886
0	353	173	180	353	173	180
1—5	1,504	742	762	1,504	742	762
5—10	1,619	830	789	1,619	830	789
10—15	1,310	751	559	1,277	749	528	32	1	31	1
15—20	1,752	1,147	605	1,114	910	204	610	224	380	28	13	15
20—30	6,479	5,031	1,448	2,510	2,355	155	3,929	2,438	1,191	349	238	102
30—40	4,005	3,659	946	1,038	987	51	3,118	2,322	730	449	290	159
40—50	2,559	1,972	587	305	282	23	1,741	1,389	352	513	301	212
50—60	1,218	894	354	105	94	11	728	588	140	415	212	203
60 and over	632	392	240	56	44	12	243	210	33	333	138	195
<i>Hindus born in Burma</i>	7,281	3,499	3,782	4,588	2,424	2,114	1,884	864	1,070	789	211	678
0	314	155	159	314	155	159
1—5	1,234	591	643	1,234	591	643
5—10	1,263	629	634	1,263	629	634
10—15	868	410	458	858	458	400	10	...	10
15—20	670	314	356	410	290	150	232	41	191	19	4	15
20—30	1,102	543	559	316	235	18	675	271	404	111	37	74
30—40	670	329	341	77	59	18	454	233	221	139	37	102
40—50	515	221	294	32	20	12	321	165	156	162	36	126
50—60	361	149	212	11	3	8	164	94	70	186	52	134
60 and over	264	110	154	14	5	9	78	60	18	178	45	127

MANDALAY DISTRICT (INCLUDING CITY).

IMPERIAL TABLE VII B.—Age, Sex, and Civil Condition by Religion.

DISTRICT, RELIGION, AND AGE.	POPULATION.			UNMARRIED.			MARRIED.			WIDOWED.		
	Persons.	Males.	Fem. Pers.	Persons.	Males.	Females.	Persons.	Males.	Females.	Persons.	Males.	Females.
	1	2	3	4	5	6	7	8	9	10	11	12
Mahomedan ..	23,209	13,086	9,644	11,851	7,106	4,745	8,189	6,662	3,527	2,169	897	1,272
0	470	241	229	470	241	229
1-5	1,831	915	916	1,831	915	916
5-10	2,362	1,200	1,162	2,362	1,200	1,162
10-15	2,131	1,145	986	2,131	1,145	986
15-20	2,104	1,162	942	1,706	1,054	652	380	101	279	18	7	11
20-30	5,415	3,509	1,906	2,180	1,693	487	2,990	1,685	1,305	245	131	114
30-40	3,963	2,601	1,362	791	618	173	2,833	1,817	1,016	339	166	173
40-50	2,463	1,514	949	246	166	80	1,737	1,136	601	480	212	268
50-60	1,495	825	580	88	52	36	843	601	242	474	172	302
60 and over	1,065	553	512	46	22	24	406	322	84	613	209	404
Mahomedans born in Burma.	16,571	7,816	8,756	9,348	4,794	4,554	6,566	2,553	3,008	1,667	488	1,199
0	456	233	223	456	233	223
1-5	1,749	868	881	1,749	868	881
5-10	2,222	1,117	1,105	2,222	1,117	1,105
10-15	1,965	1,010	955	1,965	1,010	955
15-20	1,615	776	839	1,358	726	632	276	50	226	11	...	11
20-30	3,047	1,379	1,668	1,080	618	462	1,804	704	1,100	163	57	106
30-40	2,191	1,099	1,182	311	148	163	1,645	792	853	235	69	166
40-50	1,530	676	854	122	48	74	1,060	528	532	348	100	248
50-60	958	420	538	55	19	36	522	306	216	381	95	286
60 and over	808	327	481	30	7	23	249	173	76	529	147	382
Christian ..	8,329	4,506	3,823	6,298	3,007	2,291	2,549	1,343	1,208	482	166	326
0	145	76	69	145	76	69
1-5	652	354	298	652	354	298
5-10	972	452	520	972	452	520
10-15	962	444	518	962	444	518
15-20	992	515	477	902	497	405	88	17	71	2	1	1
20-30	1,948	1,231	717	1,186	922	264	723	294	429	39	15	24
30-40	1,263	675	588	288	173	115	874	469	405	101	33	68
40-50	736	398	338	113	63	50	508	299	209	115	36	79
50-60	410	242	168	59	22	37	243	186	57	108	34	74
60 and over	249	119	130	19	4	15	113	78	35	117	37	80
Others ..	997	731	266	602	367	186	417	301	116	78	63	16
0	97	11	16	27	11	16
1-5	73	36	37	73	36	37
5-10	99	59	40	99	59	40
10-15	51	35	16	51	35	16
15-20	62	47	15	45	38	7	17	9	8
20-30	228	165	63	101	91	10	118	67	51	9	7	2
30-40	251	195	56	77	70	7	158	112	46	16	13	3
40-50	135	120	15	25	23	2	81	72	9	29	25	4
50-60	43	39	4	2	2	...	28	26	2	13	11	2
60 and over	28	24	4	2	2	...	15	15	...	11	7	4
All Religions ..	148,917	77,763	71,164	73,464	40,817	32,647	68,649	31,808	26,841	18,804	5,188	11,666
0	3,140	1,534	1,606	3,140	1,534	1,606
1-5	10,771	5,160	5,611	10,771	5,160	5,611
5-10	12,843	6,049	6,794	12,843	6,049	6,794
10-15	14,081	6,818	7,263	14,075	6,816	7,259	5	1	4	1	1	...
15-20	15,019	7,944	7,075	12,424	7,117	5,307	2,347	799	1,638	248	118	130
20-30	32,098	18,471	13,627	12,648	9,240	3,408	17,970	8,709	9,261	1,486	582	958
30-40	23,496	13,266	10,230	4,224	2,890	1,334	16,986	9,528	7,458	9,286	848	1,438
40-50	16,825	8,848	7,977	1,740	1,107	633	11,696	6,679	5,017	3,389	1,062	2,327
50-60	11,406	5,679	5,727	880	508	372	6,586	4,063	2,523	3,940	1,108	2,832
60 and over	9,238	3,994	5,244	719	396	323	3,059	2,119	940	5,460	1,479	3,981
Buddhist ..	116,164	66,811	68,343	66,446	30,097	26,848	45,062	22,964	22,088	18,667	3,760	9,997
0	2,563	1,247	1,316	2,563	1,247	1,316
1-5	8,446	3,983	4,463	8,446	3,983	4,463
5-10	9,898	4,589	5,309	9,898	4,589	5,309
10-15	11,272	5,377	5,895	11,270	5,377	5,893
15-20	11,913	6,266	5,647	10,014	5,645	4,369	1,684	512	1,172	215	109	106
20-30	23,555	12,464	11,091	8,904	6,095	2,809	13,541	6,060	7,481	1,110	309	801
30-40	17,174	8,828	8,346	2,770	1,700	1,070	12,639	6,538	6,101	1,763	590	1,175
40-50	13,123	6,414	6,709	1,252	733	519	9,224	4,958	4,066	2,647	723	1,924
50-60	9,349	4,403	4,946	700	387	313	5,411	3,189	2,222	3,238	827	2,411
60 and over	7,861	3,240	4,621	628	341	287	2,551	1,707	844	4,682	1,192	3,490

MANDALAY DISTRICT (INCLUDING CITY)—concluded.

MANDALAY CITY.

IMPERIAL TABLE VII B.—Age, Sex, and Civil Condition by Religion.

DISTRICT, RELIGION, AND AGE.	POPULATION.			UNMARRIED.			MARRIED.			WIDOWED.		
	Persons.	Males.	Females.	Persons.	Males.	Females.	Persons.	Males.	Females.	Persons.	Males.	Females.
1	2	3	4	5	6	7	8	9	10	11	12	13
Animist ...	1,612	1,320	292	796	667	138	781	597	184	86	66	20
0	26	15	11	26	15	11
1-5	82	43	39	82	43	39
5-10	84	40	44	84	40	44
10-15	62	47	15	62	47	15
15-20	129	100	29	99	85	14	30	15	15
20-30	411	359	52	223	216	7	179	137	42	9	6	3
30-40	416	362	54	135	131	4	268	221	44	13	7	6
40-50	243	214	29	61	58	3	162	139	23	20	17	3
50-60	102	91	11	16	15	1	67	59	8	19	17	2
60 and over	57	49	8	7	7	...	25	23	2	25	19	6
Hindu ...	10,986	7,484	3,502	5,063	3,679	1,384	4,767	3,292	1,475	1,165	568	602
0	165	77	88	165	77	88
1-5	704	342	362	704	342	362
5-10	794	392	402	794	392	402
10-15	704	387	317	700	385	315	3	1	2	1	1	...
15-20	892	538	354	583	438	145	293	96	197	16	4	12
20-30	3,136	2,382	754	1,266	1,159	107	1,697	1,118	579	173	105	68
30-40	2,244	1,726	518	597	561	36	1,435	1,056	379	212	109	103
40-50	1,281	922	359	161	147	14	817	635	202	283	140	143
50-60	686	437	249	56	49	7	367	273	94	263	115	148
60 and over	389	231	158	37	29	8	135	113	22	217	89	128
Hindus born in Burma	4,682	2,112	2,470	2,440	1,277	1,163	1,476	664	812	666	171	496
0	146	69	77	146	69	77
1-5	559	256	303	559	256	303
5-10	639	304	335	639	304	335
10-15	518	259	259	518	259	259
15-20	429	185	244	265	159	106	149	23	126	15	3	12
20-30	821	400	421	217	167	50	508	202	306	96	31	65
30-40	534	256	278	59	45	14	303	181	182	112	30	82
40-50	431	179	252	22	13	9	265	137	228	144	29	115
50-60	292	115	177	7	2	5	133	75	58	152	38	114
60 and over	213	89	124	8	3	5	58	46	12	147	40	107
Mahomedan ...	16,873	9,088	7,785	8,243	4,946	3,297	6,580	4,082	2,498	1,560	610	940
0	295	152	143	295	152	143
1-5	1,199	611	588	1,199	611	588
5-10	1,518	775	743	1,518	775	743
10-15	1,471	746	725	1,171	746	725
15-20	1,552	819	733	1,255	744	511	282	71	211	15	4	11
20-30	3,989	2,667	1,322	1,714	1,374	340	2,120	1,277	843	155	86	69
30-40	2,864	1,883	981	510	371	139	2,131	1,103	728	223	109	114
40-50	1,705	1,018	687	180	115	65	1,176	759	417	349	144	205
50-60	1,006	581	425	65	41	24	597	423	174	344	117	227
60 and over	774	386	388	36	17	19	274	219	55	464	150	314
Mahomedans born in Burma.	11,546	6,336	6,211	6,374	3,213	3,161	3,969	1,801	2,168	1,213	321	692
0	285	146	139	285	146	139
1-5	1,138	575	563	1,138	575	563
5-10	1,432	727	705	1,432	727	705
10-15	1,359	657	702	1,359	657	702
15-20	1,203	523	680	980	485	495	212	38	174	11	...	11
20-30	2,126	964	1,162	769	446	323	1,259	484	775	98	34	64
30-40	1,620	754	866	251	118	133	1,216	591	625	153	45	108
40-50	1,081	457	624	95	36	59	775	351	374	261	70	191
50-60	703	300	403	41	17	24	375	216	159	287	67	220
60 and over	599	232	367	24	6	18	172	121	51	403	105	298
Christian ...	4,160	2,088	2,072	2,698	1,288	1,410	1,272	693	579	290	102	188
0	78	35	43	78	35	43
1-5	297	160	137	297	160	137
5-10	493	218	275	493	218	275
10-15	537	237	300	537	237	300
15-20	494	190	304	443	178	265	49	11	38	2	1	1
20-30	861	484	377	470	328	142	365	145	220	26	11	15
30-40	633	335	298	160	79	81	411	233	178	62	23	39
40-50	391	208	183	69	38	31	252	150	102	70	20	50
50-60	237	144	93	41	14	27	130	106	24	66	24	48
60 and over	139	72	67	10	1	9	65	48	17	64	23	41

MANDALAY CITY—continued.

IMPERIAL TABLE VIIb.—Age, Sex, and Civil Condition by Religion.

DISTRICT, RELIGION, AND AGE.	POPULATION.			UNMARRIED.			MARRIED.			WIDOWED.		
	Persons.	Males.	Females.	Persons.	Males.	Females.	Persons.	Males.	Females.	Persons.	Males.	Females.
1	2	3	4	5	6	7	8	9	10	11	12	13
MANDALAY CITY—civil												
Others	623	477	146	320	250	70	247	180	67	58	47	9
0	13	8	5	13	8	5
1-5	43	21	22	43	21	22
5-10	56	35	21	56	35	21
10-15	35	24	11	35	24	11
15-20	39	31	8	30	27	3	9	4	5
20-30	146	115	31	71	68	3	68	42	26	7	5	2
30-40	165	139	33	52	48	4	102	74	28	11	10	1
40-50	82	72	10	17	16	1	45	38	7	20	18	2
50-60	26	23	3	2	2	...	14	13	1	10	8	2
60 and over	18	16	2	1	1	...	9	9	...	8	6	2
All Religions	112,060	66,888	56,072	57,188	30,896	26,293	45,143	23,397	21,746	10,629	2,698	8,038
0	2,369	1,073	1,296	2,369	1,073	1,296
1-5	9,423	4,590	4,833	9,423	4,590	4,833
5-10	12,813	6,464	6,349	12,813	6,464	6,349
10-15	12,309	6,319	5,990	12,275	6,319	5,956	34	...	34
15-20	11,087	5,574	5,513	9,171	5,087	4,084	1,860	477	1,383	56	10	46
20-30	20,712	10,827	9,885	7,929	5,377	2,552	11,893	5,128	6,765	890	322	568
30-40	17,074	8,847	8,227	2,043	1,331	712	13,395	6,978	6,417	1,636	538	1,098
40-50	12,485	6,381	6,104	637	393	244	9,635	5,404	4,231	2,213	584	1,029
50-60	7,882	3,954	3,928	262	152	110	5,284	3,332	1,952	2,336	470	1,866
60 and over	6,806	2,859	3,947	266	109	157	3,042	2,078	964	3,498	672	2,826
Buddhist	56,822	28,193	27,629	28,633	15,316	13,317	22,110	11,348	10,764	5,079	1,681	3,548
0	1,404	632	772	1,404	632	772
1-5	5,273	2,558	2,715	5,273	2,558	2,715
5-10	6,818	3,433	3,385	6,818	3,433	3,385
10-15	6,597	3,298	3,299	6,597	3,298	3,299
15-20	5,491	2,751	2,740	4,561	2,544	2,017	880	199	681	50	8	42
20-30	9,493	4,896	4,597	2,981	2,181	803	5,965	2,504	3,461	544	211	333
30-40	7,459	3,999	3,460	536	379	157	6,206	3,328	2,878	717	292	425
40-50	5,765	3,043	2,722	222	143	59	4,698	2,605	2,093	865	295	570
50-60	4,057	2,026	2,031	116	77	39	2,811	1,659	1,152	1,130	290	840
60 and over	3,465	1,557	1,908	142	71	71	1,550	1,051	499	1,773	435	1,338
Animist	48,359	22,850	25,509	24,206	12,642	11,664	10,199	9,511	9,688	4,964	797	4,157
0	788	34	441	788	347	441
1-5	3,606	1,764	1,842	3,606	1,764	1,842
5-10	5,271	2,657	2,614	5,271	2,657	2,614
10-15	5,031	2,637	2,394	4,998	2,637	2,361	33	...	33
15-20	4,734	2,242	2,492	3,911	2,015	1,896	822	227	595	1	...	1
20-30	8,801	4,105	4,696	3,849	2,194	1,655	4,674	1,841	2,833	278	70	208
30-40	7,886	3,610	4,276	1,208	680	528	5,881	2,769	3,112	797	161	636
40-50	5,792	2,691	3,101	311	166	175	4,271	2,311	1,960	1,180	214	966
50-60	3,396	1,644	1,752	124	55	69	2,172	1,146	726	1,100	143	957
60 and over	3,054	1,153	1,901	110	27	83	1,346	917	429	1,598	209	1,389
Hindu	1,397	1,087	800	693	462	131	728	579	149	76	56	20
0	26	13	13	26	13	13
1-5	93	49	44	93	49	44
5-10	73	40	33	73	40	33
10-15	53	28	25	53	28	25
15-20	64	60	34	60	48	12	33	11	22	1	1	...
20-30	526	454	72	195	101	4	318	254	64	13	9	4
30-40	300	260	40	68	68	...	213	175	38	19	17	2
40-50	152	126	26	20	20	...	107	88	19	25	18	7
50-60	56	47	9	3	3	...	40	35	5	13	9	4
60 and over	24	20	4	2	2	...	17	16	1	5	2	3
Hindus born in Burma	316	183	132	242	146	96	67	88	84	6	4	2
0	26	13	13	26	13	13
1-5	77	42	35	77	42	35
5-10	52	32	20	52	32	20
10-15	37	18	19	37	18	19
15-20	36	17	19	26	17	9	10	...	10
20-30	43	27	16	15	15	...	27	19	15	1	...	1
30-40	26	19	7	6	6	...	18	11	7	2	3	...
40-50	13	10	3	2	2	...	9	7	2	2	1	1
50-60	3	3	...	1	1	...	1	1	...	1	1	...
60 and over	2	2	2	2

IMPERIAL TABLE VII B.—Age, Sex, and Civil Condition by Religion.

DISTRICT, RELIGION, AND AGE.	POPULATION.			UNMARRIED.			MARRIED.			WIDOWED.			
	Persons.	Males.	Females.	Persons.	Males.	Females.	Persons.	Males.	Females.	Persons.	Males.	Females.	
I	2	3	4	5	6	7	8	9	10	11	12	13	
BHAMO—concluded.	Mahomedan ...	1,960	1,541	419	903	723	180	950	730	220	107	88	19
	0	42	22	20	42	22	20
	1-5	93	44	49	93	44	49
	5-10	110	62	48	110	62	48
	10-15	102	64	38	101	64	37	1	...	1
	15-20	203	151	52	156	139	17	46	12	34	1
	20-30	658	567	91	310	304	6	327	246	81	21	17	4
	30-40	431	368	63	64	63	1	333	272	61	34	33	1
	40-50	188	154	34	10	14	2	148	120	28	24	20	4
	50-60	86	72	14	7	7	...	65	54	11	14	11	3
	60 and over	47	37	10	4	4	...	30	20	4	13	7	6
	Mahomedans born in Burma. 0	581	292	289	365	208	157	185	79	116	21	6	16
	0	35	16	19	35	16	19
	1-5	76	33	43	76	33	43
	5-10	95	54	41	95	54	41
	10-15	74	42	32	74	42	32
	15-20	64	32	32	46	31	15	17	1	16	1	...	1
	20-30	92	45	47	30	25	5	57	19	38	5	1	4
	30-40	65	32	33	6	6	...	57	25	32	2	1	1
	40-50	47	23	24	3	1	2	39	21	18	5	1	4
50-60	19	9	10	15	7	8	4	2	2	
60 and over	14	6	8	10	6	4	4	...	4	
Christian ...	4,052	2,056	1,996	2,078	1,177	901	1,687	824	813	337	55	282	
0	72	37	35	72	37	35	
1-5	282	132	150	282	132	150	
5-10	473	232	241	473	232	241	
10-15	486	267	219	486	267	219	
15-20	421	240	181	361	225	136	57	14	43	3	1	2	
20-30	779	403	376	307	225	82	444	160	275	28	9	19	
30-40	995	350	345	64	39	25	582	296	286	49	15	34	
40-50	418	207	211	22	14	8	304	180	124	92	13	79	
50-60	233	114	119	5	3	2	162	106	56	66	5	61	
60 and over	193	74	119	6	3	3	68	59	29	99	12	87	
Others (all ages)	1,870	1,161	219	776	675	100	519	407	112	76	69	7	
MYIKYINA.	All Religions ...	118,882	68,419	64,963	60,977	85,221	25,766	46,541	24,745	21,796	10,864	8,458	7,411
	0	23,70	1,154	1,216	2,370	1,154	1,216
	1-5	9,838	4,772	5,066	9,838	4,772	5,066
	5-10	16,752	6,425	6,327	12,752	6,425	6,327
	10-15	11,857	6,050	5,807	11,598	6,019	5,579	257	31	226	2	...	2
	15-20	12,687	6,175	5,912	10,016	5,779	4,237	1,980	384	1,596	91	12	79
	20-30	23,690	13,292	10,398	10,048	7,734	2,314	12,764	5,200	7,564	878	358	520
	30-40	19,166	10,943	8,223	2,927	2,324	603	14,400	7,909	6,491	1,839	710	1,129
	40-50	13,176	7,468	5,708	972	719	253	9,729	5,971	3,758	2,475	778	1,697
	50-60	7,716	4,345	3,371	275	193	82	4,931	3,417	1,514	2,510	735	1,775
	60 and over	5,730	2,795	2,935	181	102	79	2,480	1,833	647	3,009	860	2,209
	Buddhist ...	88,980	21,587	18,878	20,885	11,887	8,648	16,896	8,639	7,868	8,230	1,861	1,869
	0	927	453	474	927	453	474
	1-5	3,947	1,954	1,993	3,947	1,954	1,993
	5-10	4,546	2,255	2,291	4,546	2,255	2,291
	10-15	4,204	2,107	2,097	4,004	2,107	1,897	200	...	200
	15-20	4,032	2,003	2,029	3,422	1,993	1,429	547	9	538	63	1	62
	20-30	7,358	4,130	3,228	2,472	2,101	371	4,645	1,902	2,744	241	129	113
	30-40	5,719	3,446	2,273	552	499	53	4,729	2,073	2,056	438	274	104
	40-50	4,380	2,548	1,832	293	209	84	3,419	2,078	1,341	668	261	407
50-60	2,897	1,717	1,180	98	74	24	2,065	1,338	727	734	305	429	
60 and over	1,950	974	976	74	42	32	790	540	250	1,086	392	694	
Animist ...	66,927	84,136	82,782	85,183	19,742	15,891	24,877	12,784	12,143	6,917	1,659	5,258	
0	1,149	554	595	1,149	554	595	
1-5	4,881	2,318	2,563	4,881	2,318	2,563	
5-10	7,149	3,620	3,529	7,149	3,620	3,529	
10-15	6,710	3,394	3,316	6,710	3,394	3,316	
15-20	7,162	3,672	3,490	6,082	3,387	2,695	1,065	277	788	15	8	7	
20-30	13,208	6,817	6,391	6,357	4,471	1,886	6,328	2,203	4,125	523	143	380	
30-40	11,355	5,916	5,439	2,009	1,471	538	8,116	4,126	3,990	1,230	319	911	
40-50	7,569	4,017	3,552	555	391	164	5,385	3,215	2,170	1,029	411	1,218	
50-60	4,250	2,049	1,46	88	58	58	2,445	1,746	699	1,659	367	1,292	
60 and over	3,494	1,626	1,868	95	48	47	1,538	1,107	371	1,801	411	1,450	

IMPERIAL TABLE VII B.—Age, Sex, and Civil Condition by Religion.

DISTRICT, RELIGION, AND AGE.	POPULATION.			UNMARRIED.			MARRIED.			WIDOWED.		
	Persons.	Males.	Females.	Persons.	Males.	Females.	Persons.	Males.	Females.	Persons.	Males.	Females.
1	2	3	4	5	6	7	8	9	10	11	12	13
MYITKYINA—concluded.												
Hindu ...	8,829	6,980	2,849	4,288	2,981	1,805	4,072	2,709	1,868	621	340	181
0	241	119	122	241	119	122
1-5	814	407	407	814	407	407
5-10	820	422	398	820	422	398
10-15	718	401	317	663	374	289	53	27	26	2	...	2
15-20	673	379	294	348	287	61	314	90	224	11	8	9
20-30	2,458	1,893	565	955	935	80	1,413	886	527	90	72	18
30-40	1,537	1,179	358	665	200	5	1,148	820	319	124	90	34
40-50	933	703	230	98	95	3	710	528	182	125	80	45
50-60	433	336	97	23	23	...	328	262	66	82	51	31
60 and over	202	141	61	9	9	...	106	87	19	87	45	42
Hindus born in Burma	2,808	1,330	1,276	2,227	1,212	1,016	852	109	248	27	9	18
0	217	107	110	217	107	110
1-5	708	356	352	708	356	352
5-10	637	323	314	637	323	314
10-15	498	282	216	443	255	188	53	27	26	2	...	2
15-20	279	139	140	164	122	42	109	16	93	6	1	5
20-30	176	87	89	52	45	7	116	39	77	8	3	5
30-40	44	13	31	1	1	...	41	12	29	2	...	2
40-50	31	15	16	3	1	2	24	11	13	4	3	1
50-60	12	5	7	1	1	...	8	3	5	3	1	2
60 and over	4	3	1	1	1	...	1	1	...	2	1	1
Mahomedan ...	1,288	899	388	808	485	188	610	414	198	70	60	20
0	25	13	12	25	13	12
1-5	99	50	49	99	50	49
5-10	117	64	53	117	64	53
10-15	101	66	35	101	66	35
15-20	79	47	32	54	44	10	25	3	22
20-30	340	254	86	139	130	9	192	117	75	9	7	2
30-40	244	194	50	48	48	...	177	127	50	19	19	...
40-50	151	111	39	12	12	...	121	89	32	18	11	7
50-60	81	62	19	5	5	...	63	50	13	13	7	6
60 and over	46	37	9	3	3	...	32	28	4	11	6	5
Mahomedans born in Burma.	518	262	288	360	207	158	189	61	118	19	4	15
0	24	12	12	24	12	12
1-5	91	45	46	91	45	46
5-10	100	54	46	100	54	46
10-15	81	50	31	81	50	31
15-20	46	20	26	29	19	10	17	1	16
20-30	95	39	56	30	22	8	63	17	46	2	...	2
30-40	50	23	27	5	5	...	41	14	27	4	4	...
40-50	37	14	23	32	14	18	5	...	5
50-60	13	2	11	9	2	7	4	...	4
60 and over	11	3	8	7	3	4	4	...	4
Christian (all ages)	995	636	469	485	287	188	419	228	191	91	21	70
Others (all ages) ...	288	282	106	185	189	46	168	121	47	85	22	18
KATHA.												
All Religions ...	258,725	128,444	126,281	132,346	70,686	61,810	101,024	61,108	49,921	20,355	6,805	13,550
0	7,032	3,419	3,613	7,032	3,419	3,613
1-5	24,582	12,032	12,550	24,582	12,032	12,550
5-10	31,746	15,644	16,102	31,746	15,644	16,102
10-15	28,638	14,390	14,248	28,624	14,390	14,234	14	...	14
15-20	25,228	12,130	13,098	20,667	11,212	9,395	4,374	861	3,513	247	57	190
20-30	43,538	21,949	21,589	12,074	9,275	3,699	28,549	11,879	16,670	2,015	795	1,220
30-40	34,128	18,345	15,783	3,369	2,448	921	28,252	14,817	13,435	2,507	1,080	1,427
40-50	26,687	14,505	12,182	1,504	1,094	410	21,584	12,044	9,540	3,599	1,367	2,222
50-60	17,604	9,266	8,338	939	639	330	12,014	7,223	4,791	4,051	1,434	3,217
60 and over	14,542	6,764	7,778	969	413	556	6,237	4,279	1,958	7,336	2,072	5,264
Buddhist ...	286,886	117,983	118,903	128,610	64,910	58,700	94,868	46,956	47,407	18,918	6,117	12,796
0	6,620	3,209	3,411	6,620	3,209	3,411
1-5	23,094	11,302	11,792	23,094	11,302	11,792
5-10	30,044	14,794	15,250	30,044	14,794	15,250
10-15	27,260	13,653	13,607	27,246	13,653	13,593	14	...	14
15-20	23,821	11,299	12,522	19,491	10,454	9,037	4,100	795	3,305	230	50	180
20-30	39,858	19,515	20,343	11,365	7,894	3,471	26,627	10,905	15,722	1,866	716	1,150
30-40	30,584	16,047	14,537	2,674	1,797	877	25,089	13,350	12,639	2,221	908	1,321
40-50	24,793	13,163	11,630	1,283	882	401	20,254	11,091	9,163	3,256	1,190	2,066
50-60	16,618	8,585	8,033	857	536	321	11,409	6,746	4,663	4,352	1,303	3,049
60 and over	12,894	6,416	7,478	936	389	547	5,970	4,069	1,901	6,988	1,958	5,030

IMPERIAL TABLE VII B.—Age, Sex, and Civil Condition by Religion.

DISTRICT, RELIGION, AND AGE.	POPULATION.			UNMARRIED.			MARRIED.			WIDOWED.		
	Persons.	Males.	Females.	Persons.	Males.	Females.	Persons.	Males.	Females.	Persons.	Males.	Females.
1	2	3	4	5	6	7	8	9	10	11	12	13
Animist ...	9,620	6,362	4,258	5,178	3,094	2,079	3,448	1,883	1,665	999	885	614
0	261	131	130	251	131	130
1-5	901	437	464	901	437	464
5-10	1,070	551	519	1,070	551	519
10-15	906	464	442	906	464	442
15-20	838	468	370	718	442	276	113	24	89	7	8	5
20-30	1,847	1,041	806	829	638	191	929	366	563	89	37	52
30-40	1,742	1,086	656	348	311	37	1,214	681	533	180	94	86
40-50	1,047	654	393	96	90	6	714	460	237	237	104	133
50-60	548	325	223	30	23	7	305	224	81	213	78	135
60 and over	460	205	255	14	7	7	173	128	45	273	70	203
Hindu ...	8,990	2,935	1,055	1,918	1,432	486	1,884	1,830	604	288	178	65
0	81	44	37	81	44	37
1-5	323	170	153	323	170	153
5-10	353	169	184	353	169	184
10-15	221	135	86	221	135	86
15-20	254	165	88	149	138	11	99	25	74	6	3	3
20-30	1,054	816	238	421	411	10	601	381	210	32	24	8
30-40	913	766	147	237	235	2	609	475	134	67	56	11
40-50	482	411	71	80	88	1	330	274	56	63	49	14
50-60	221	193	28	28	28	...	148	134	14	45	31	14
60 and over	88	65	23	16	14	2	47	41	6	25	10	15
Hindus born in Burma	870	480	390	755	428	322	108	60	68	12	7	6
0	66	33	33	66	33	33
1-5	253	135	118	253	135	118
5-10	237	121	116	237	121	116
10-15	124	69	55	124	69	55
15-20	53	32	21	37	30	7	15	1	14	1	1	...
20-30	62	38	24	21	18	3	39	20	19	2	...	2
30-40	39	28	11	11	11	...	26	16	10	2	1	1
40-50	22	13	9	3	3	...	15	7	8	4	3	1
50-60	8	6	2	2	2	...	6	4	2
60 and over	6	5	1	1	1	...	2	2	...	3	2	1
Mahomedan ...	2,478	1,620	858	1,211	788	423	1,080	729	831	187	128	84
0	67	30	30	60	30	30
1-5	213	99	114	213	99	114
5-10	229	105	124	229	105	124
10-15	202	105	97	202	105	97
15-20	216	124	92	160	109	51	53	13	40	3	2	1
20-30	558	395	163	220	200	20	310	177	133	28	18	10
30-40	460	348	112	79	74	5	344	246	98	37	28	9
40-50	283	215	68	25	23	2	221	171	50	37	21	16
50-60	165	126	39	20	20	...	110	85	25	35	21	14
60 and over	92	73	19	3	3	...	42	37	5	47	33	14
Mahomedans born in Burma.	1,882	824	758	837	415	422	478	190	288	72	19	68
0	50	24	26	50	24	26
1-5	203	92	111	203	92	111
5-10	208	89	119	208	89	119
10-15	177	84	93	177	84	93
15-20	160	78	82	121	73	48	37	4	33	2	1	1
20-30	235	94	141	54	36	18	169	56	113	19	8	10
30-40	159	75	84	19	14	5	130	58	72	10	3	7
40-50	105	48	57	4	2	2	82	42	40	19	4	15
50-60	65	31	34	1	1	...	45	24	21	19	6	13
60 and over	9	9	11	10	6	4	10	3	7
Christian (all ages)	744	587	207	430	328	102	226	202	94	72	7	11
Others (all ages) ...	7	7	...	4	4	...	8	8
All Religions ...	7,678	4,144	3,529	3,680	2,209	1,871	8,228	1,771	1,612	810	104	640
0	196	106	90	196	106	90
1-5	665	334	331	665	334	331
5-10	623	331	292	623	331	292
10-15	775	422	353	767	420	347	7	2	5	2	1	1
15-20	762	392	370	556	347	209	201	44	157	5	1	4
20-30	1,753	1,104	649	600	537	63	1,089	542	547	64	25	39
30-40	1,225	693	532	116	101	15	978	548	430	131	44	87
40-50	776	403	373	36	27	9	573	344	229	167	32	135
50-60	480	297	273	9	3	6	272	172	106	193	32	121
60 and over	418	152	266	12	3	9	157	119	38	249	30	219

KATHA—concluded.

PUTAO.

IMPERIAL TABLE VII.B.—Age, Sex, and Civil Condition by Religion.

DISTRICT, RELIGION, AND AGE.	POPULATION.			UNMARRIED.			MARRIED.			WIDOWED.		
	Persons.	Males.	Females.	Persons.	Males.	Females.	Persons.	Males.	Females.	Persons.	Males.	Females.
1	2	3	4	5	6	7	8	9	10	11	12	13
PUTAO—concluded.												
<i>Buddhist</i> ...	6,123	2,892	8,231	2,828	1,564	1,262	2,563	1,223	1,840	784	105	629
0	170	90	80	170	90	80
1—5	574	293	281	574	293	281
5—10	575	306	269	575	306	269
10—15	713	384	329	719	382	327	3	2	1	1	...	1
15—20	647	313	334	479	274	205	165	39	126	3	...	3
20—30	1,067	505	562	240	178	62	779	316	463	48	11	37
30—40	887	399	488	42	27	15	741	347	394	104	25	79
40—50	66	278	359	18	9	9	473	256	217	145	13	132
50—60	446	178	268	8	3	5	251	149	102	187	26	161
60 and over	408	146	262	11	8	9	151	114	37	246	30	216
<i>Animists (all ages)</i>	483	401	62	295	274	21	168	124	29	15	8	12
<i>Hindu (all ages)</i> ...	997	779	218	425	845	80	617	884	133	65	60	6
<i>Mahomedan (all ages)</i>	31	27	4	8	7	1	19	18	8	4	4	...
<i>Christian (all ages)</i>	32	24	8	17	12	6	13	10	8	2	2	...
<i>Others (all ages)</i> ...	27	21	6	9	7	2	18	14	4
SHWEDO.												
<i>All Religions</i> ...	391,284	184,709	208,576	203,174	100,783	102,411	152,744	75,219	77,525	35,366	8,726	26,840
0	11,335	5,221	6,006	11,335	5,329	6,006
1—5	37,089	17,984	20,005	37,089	17,984	20,005
5—10	46,110	22,500	24,110	46,010	22,500	24,410
10—15	45,663	22,154	23,709	45,759	22,154	23,305	4	4	4
15—20	46,657	18,956	21,691	33,249	16,824	16,425	7,103	2,692	5,011	305	50	255
20—30	62,655	20,656	24,009	17,654	10,600	7,054	47,008	18,765	24,248	3,003	806	2,197
30—40	42,667	21,200	23,277	4,180	2,381	1,799	36,657	18,150	18,517	3,930	1,059	2,871
40—50	30,608	18,157	21,511	2,166	1,019	1,087	31,453	16,041	15,412	5,389	1,337	4,052
50—60	29,316	13,356	15,900	1,612	88	804	29,193	11,203	9,200	7,401	1,585	5,816
60 and over	34,384	12,916	17,408	2,020	1,114	906	14,026	8,973	5,053	15,338	3,889	11,449
<i>Buddhist</i> ...	378,464	177,347	201,117	196,657	98,969	99,688	147,409	72,002	75,407	34,498	8,376	26,122
0	11,007	5,005	5,812	11,007	5,197	5,812
1—5	36,650	17,208	19,242	36,650	17,208	19,242
5—10	45,194	21,811	21,683	45,194	21,811	21,683
10—15	44,416	21,716	22,670	44,416	21,716	22,670
15—20	39,514	18,278	21,126	32,316	16,324	16,052	6,804	2,005	4,829	291	49	245
20—30	61,070	28,047	32,023	16,823	9,417	7,406	41,241	17,877	23,167	2,903	753	2,150
30—40	42,172	20,510	22,622	4,187	2,223	1,961	35,182	17,204	17,078	3,803	983	2,820
40—50	31,722	17,628	20,004	2,055	901	1,061	30,429	15,560	15,069	5,238	1,274	3,061
50—60	28,747	12,124	15,623	1,611	761	706	19,012	10,844	9,108	7,234	1,515	5,719
60 and over	30,672	13,610	17,082	1,998	1,066	902	13,668	8,712	4,956	15,026	3,802	11,224
<i>Animist (all ages)</i> ...	283	305	83	181	128	35	204	164	40	23	15	8
<i>Hindu</i> ...	2,538	1,925	613	1,151	848	305	1,228	948	278	161	131	30
<i>Hindus born in Burma</i>	603	331	272	498	230	98	98	60	38	9	5	4
<i>Mahomedan</i> ...	7,810	3,922	3,888	4,083	2,169	1,924	2,984	1,601	1,383	643	162	381
0	197	16	111	197	16	111
1—5	874	412	432	874	412	432
5—10	954	453	501	954	453	501
10—15	964	497	467	961	497	464	3	...	3
15—20	771	372	399	590	345	275	173	57	116	8	...	8
20—30	1,348	727	621	359	261	98	920	439	488	69	34	35
30—40	875	493	382	83	65	18	739	408	331	53	20	33
40—50	720	392	328	38	22	16	588	342	246	94	28	66
50—60	437	239	198	14	9	5	325	200	125	98	39	68
60 and over	470	221	249	13	9	4	256	162	74	221	50	171
<i>Mahomedans born in Burma.</i>	6,592	3,023	3,569	3,709	1,804	1,905	2,394	1,105	1,289	489	114	376
0	192	81	111	192	81	111
1—5	851	423	428	851	423	423
5—10	915	419	496	915	419	496
10—15	928	465	463	926	465	461	2	...	2
15—20	696	308	388	541	269	272	147	39	108	8	...	8
20—30	1,018	476	542	314	118	96	782	331	451	62	27	35
30—40	622	271	351	34	17	17	544	243	301	44	11	33
40—50	560	250	310	21	6	15	457	228	229	82	16	66
50—60	316	162	194	8	3	5	261	137	124	87	22	65
60 and over	414	168	246	7	3	4	201	127	74	206	38	168
<i>Christian (all ages)</i>	2,009	1,016	993	1,108	681	522	780	406	375	128	80	96
<i>Others (all ages)</i> ...	275	198	82	119	82	87	141	99	42	15	12	8

* Details by age-groups omitted by mistake in this place are given on the last page of this table.

IMPERIAL TABLE VIIb.—Age, Sex, and Civil Condition by Religion.

DISTRICT, RELIGION, AND AGE.	POPULATION.			UNMARRIED.			MARRIED.			WIDOWED.		
	Persons.	Males.	Females.	Persons.	Males.	Females.	Persons.	Males.	Females.	Persons.	Males.	Females.
1	2	3	4	5	6	7	8	9	10	11	12	13
All Religions ...	326,908	155,054	171,854	177,742	88,744	88,998	118,054	67,674	60,390	31,112	8,638	22,476
0	10,179	4,854	5,325	10,179	4,854	5,325
1-5	33,387	16,174	17,213	33,387	16,174	17,213
5-10	40,951	20,295	20,656	40,951	20,295	20,656
10-15	38,133	18,934	19,199	38,133	18,934	19,199	3	...	3
15-20	33,508	15,477	18,031	28,610	14,523	14,087	4,627	1,043	3,584	301	39	268
20-30	53,546	24,882	28,664	17,254	9,814	7,440	33,340	14,316	19,024	2,252	752	2,200
30-40	37,216	17,923	19,293	17,254	10,321	6,933	19,963	14,708	14,814	3,129	1,003	2,126
40-50	30,931	14,287	16,644	16,592	8,925	7,667	14,363	12,157	11,630	5,198	1,107	3,991
50-60	24,245	11,158	13,087	13,500	6,790	6,711	15,905	8,764	7,211	6,430	1,715	4,705
60 and over	24,902	10,938	13,964	13,506	712	624	10,914	6,500	4,108	12,752	3,723	9,028
Buddhist ...	321,016	151,624	169,492	174,810	87,030	87,780	116,614	66,036	59,478	30,682	8,459	22,238
0	10,035	4,781	5,254	10,035	4,784	5,251
1-5	32,813	16,004	16,809	32,813	15,924	16,889
5-10	40,282	20,245	20,037	40,282	20,245	20,037
10-15	37,227	18,669	18,558	37,227	18,669	18,558
15-20	33,236	15,127	18,109	28,239	14,076	14,163	4,498	1,013	3,485	299	38	201
20-30	52,221	24,067	28,154	16,828	9,462	7,366	32,562	13,873	18,689	2,901	732	2,169
30-40	36,228	17,225	19,003	3,844	1,211	2,633	29,026	14,153	14,593	3,238	953	2,295
40-50	30,283	13,922	16,361	2,051	895	1,156	2,226	11,721	11,505	5,106	1,370	3,730
50-60	23,666	10,924	12,742	1,577	679	897	15,702	8,575	7,127	6,397	1,979	4,418
60 and over	24,043	10,727	13,316	1,522	706	816	10,480	6,400	4,080	12,041	3,651	8,390
Animist (all ages) ...	87	84	13	43	85	8	47	44	8	7	6	2
Hindu (all ages) ...	1,856	1,832	674	880	660	270	1,001	747	254	125	75	60
Mahomedan ...	2,811	1,663	1,248	1,482	831	651	1,114	651	463	215	81	314
0	77	31	46	77	31	46
1-5	276	127	150	276	127	150
5-10	345	182	163	345	182	163
10-15	274	148	126	274	148	126
15-20	301	158	143	231	122	89	69	15	51	1	1	...
20-30	589	312	277	206	163	43	355	189	165	28	10	18
30-40	392	200	192	48	31	17	314	203	111	43	25	17
40-50	253	137	116	19	13	6	180	114	72	48	10	38
50-60	179	103	76	7	1	6	122	85	43	44	17	27
60 and over	118	62	56	5	...	5	62	45	17	51	17	34
Mahomedans born in Burma.	2,272	1,079	1,193	1,276	684	641	812	329	422	185	66	120
0	77	31	46	77	31	46
1-5	267	113	154	207	113	154
5-10	338	177	161	338	177	161
10-15	250	126	124	250	126	124
15-20	254	118	136	194	106	88	59	11	48	1	1	...
20-30	387	178	209	106	65	41	254	103	151	27	10	17
30-40	271	147	124	33	13	10	219	121	98	29	13	16
40-50	186	70	116	8	2	6	133	66	67	45	8	37
50-60	144	63	81	7	1	6	97	54	43	40	13	27
60 and over	98	45	53	5	...	5	50	34	16	43	11	32
Christian (all ages)	948	448	602	637	280	277	340	172	168	71	14	67
Others (all ages) ...	80	65	26	40	28	12	88	25	13	2	2	...
All Religions ...	342,880	156,893	186,187	176,072	85,968	90,104	130,693	63,853	67,340	36,115	7,372	28,748
0	10,722	5,064	5,658	10,722	5,064	5,658
1-5	33,525	16,208	17,317	33,525	16,208	17,317
5-10	42,863	21,254	21,609	42,863	21,254	21,609
10-15	39,390	19,711	19,679	39,353	19,710	19,643	37	1	36
15-20	33,070	14,792	18,278	26,781	13,220	13,561	5,947	1,548	4,399	342	24	318
20-30	52,504	22,792	29,712	13,521	6,858	6,663	35,771	15,208	20,473	3,212	636	8,576
30-40	41,018	18,215	22,803	3,780	1,582	2,198	33,108	16,293	16,815	4,130	840	3,290
40-50	33,018	14,818	18,200	2,008	922	1,086	25,513	12,827	12,686	5,497	1,065	4,432
50-60	25,860	11,293	14,567	1,570	626	944	17,035	9,212	7,823	7,075	1,460	5,215
60 and over	30,890	12,331	18,559	1,949	810	1,139	13,252	8,174	5,108	15,059	3,317	12,312

SAGAING.

LOWER CHINDWIN.

IMPERIAL TABLE VII B.—Age, Sex, and Civil Condition by Religion.

DISTRICT, RELIGION, AND AGE.	POPULATION.			UNMARRIED.			MARRIED.			WIDOWED.			
	Persons.	Males.	Females.	Persons.	Males.	Females.	Persons.	Males.	Females.	Persons.	Males.	Females.	
	1	2	3	4	5	6	7	8	9	10	11	12	13
LOWER CHINDWIN—continued.													
<i>Buddhist</i> ...	840,066	164,667	186,608	174,887	86,101	89,788	129,221	62,196	67,026	36,977	7,260	28,717	
0	10,684	5,045	5,639	10,684	5,045	5,639	
1-5	33,304	15,793	17,511	33,304	15,793	17,511	
5-10	42,041	21,130	21,511	42,041	21,130	21,511	
10-15	39,234	19,617	19,617	39,198	19,617	19,581	36	...	36	
15-20	32,873	14,668	18,205	20,652	13,124	13,528	5,880	1,521	4,359	341	83	318	
20-30	51,747	22,189	29,558	13,260	6,612	6,648	35,287	14,949	20,338	3,200	628	2,572	
30-40	40,392	18,191	22,201	3,671	1,482	2,189	32,616	15,860	16,720	4,105	819	3,286	
40-50	32,663	14,503	18,160	1,972	883	1,089	27,242	12,587	12,655	5,459	1,033	4,426	
50-60	25,721	11,162	14,559	1,553	612	941	16,925	9,119	7,806	7,243	1,431	5,812	
60 and over	30,806	12,259	18,547	1,922	803	1,139	13,235	8,130	5,105	15,629	3,326	12,303	
<i>Animist (all ages)</i> ...	141	128	16	69	68	6	76	70	6	6	8	8	
<i>Hindu (all ages)</i> ...	1,299	1,008	298	521	390	131	721	567	164	67	49	8	
<i>Mahomedan (all ages)</i> ...	1,026	794	231	449	329	120	616	412	103	61	58	8	
<i>Christian (all ages)</i> ...	384	194	140	174	98	81	148	94	52	14	7	7	
<i>Others (all ages)</i> ...	18	18	...	2	2	...	14	14	
UPPER CHINDWIN.													
<i>All Religions</i> ...	179,246	90,718	88,682	92,693	48,749	43,844	70,684	36,882	33,802	16,968	6,082	10,886	
0	5,017	2,413	2,604	5,017	2,413	2,604	
1-5	17,140	8,286	8,854	17,140	8,286	8,854	
5-10	22,051	10,857	11,194	22,051	10,857	11,194	
10-15	19,549	9,846	9,703	19,526	9,846	9,680	18	...	18	5	...	5	
15-20	17,631	8,493	9,138	14,529	7,873	6,656	2,842	582	2,260	260	38	222	
20-30	31,863	16,219	15,644	10,578	6,776	3,802	19,273	8,727	10,546	2,012	716	1,296	
30-40	24,021	13,193	10,828	2,101	1,587	514	19,745	10,667	9,078	2,175	939	1,236	
40-50	19,380	10,148	9,232	816	581	235	15,721	8,569	7,152	2,833	978	1,255	
50-60	13,174	6,908	6,266	460	319	141	9,214	5,597	3,647	3,470	992	2,478	
60 and over	9,419	4,350	5,069	365	211	154	3,841	2,720	1,121	5,213	1,419	3,794	
<i>Buddhist</i> ...	170,822	84,914	86,408	88,686	46,016	42,670	68,618	34,239	32,874	16,123	4,669	10,464	
0	4,874	2,347	2,527	4,874	2,347	2,527	
1-5	16,607	7,992	8,615	16,607	7,992	8,615	
5-10	21,280	10,463	10,817	21,280	10,463	10,817	
10-15	18,847	9,447	9,400	18,826	9,447	9,379	16	...	16	5	...	5	
15-20	16,801	8,017	8,784	13,920	7,144	6,776	2,635	539	2,096	246	34	212	
20-30	29,554	14,601	14,953	9,750	6,015	3,735	17,902	7,925	9,977	1,902	661	1,241	
30-40	22,222	11,912	10,310	1,790	1,297	493	18,457	9,801	8,656	1,975	814	1,101	
40-50	18,311	9,396	8,915	752	515	237	14,909	8,026	6,943	2,590	855	1,735	
50-60	12,631	6,529	6,102	435	296	139	8,293	5,315	3,578	3,303	918	2,385	
60 and over	9,195	4,210	4,985	352	200	152	3,741	2,633	1,108	5,108	1,277	3,795	
<i>Animist</i> ...	8,666	1,982	1,788	1,699	1,002	697	1,648	790	768	420	140	290	
0	60	27	33	60	27	33	
1-5	218	117	101	218	117	101	
5-10	375	177	198	375	177	198	
10-15	364	204	160	364	204	160	
15-20	433	237	196	352	221	131	74	14	60	7	2	5	
20-30	772	394	378	251	200	51	476	180	296	45	14	31	
30-40	637	343	294	57	42	15	481	255	226	99	46	53	
40-50	402	205	197	11	7	4	281	167	114	110	31	79	
50-60	283	165	118	7	5	2	177	127	50	90	33	66	
60 and over	121	63	58	4	2	2	57	47	10	60	14	46	
<i>Hindu</i> ...	3,228	2,472	761	1,870	1,087	288	1,688	1,192	891	270	193	77	
0	43	19	24	43	19	24	
1-5	176	106	70	176	106	70	
5-10	217	122	95	217	122	95	
10-15	172	107	65	172	107	65	
15-20	227	143	84	129	115	14	92	27	65	6	1	5	
20-30	1,002	527	475	392	235	157	571	417	154	39	25	14	
30-40	743	416	327	176	122	54	497	387	110	70	57	13	
40-50	422	249	173	47	43	4	288	241	47	27	65	10	
50-60	159	136	23	11	11	...	109	96	13	39	29	10	
60 and over	62	47	15	7	7	...	26	24	2	29	26	13	

IMPERIAL TABLE VIIB.—Age, Sex, and Civil Condition by Religion.

DISTRICT, RELIGION, AND AGE.	POPULATION.			UNMARRIED.			MARRIED.			WIDOWED.			
	Persons.	Males.	Females.	Persons.	Males.	Females.	Persons.	Males.	Females.	Persons.	Males.	Females.	
	1	2	3	4	5	6	7	8	9	10	11	12	13
UPPER CHINDWIN—concluded.													
<i>Hindus born in Burma</i>	613	414	199	455	290	165	137	105	82	21	19	2	
0	39	18	21	39	18	21	
1—5	131	81	50	131	81	50	
5—10	133	74	59	133	74	59	
10—15	67	41	26	67	41	26	
15—20	39	25	14	30	23	7	9	2	7	
20—30	83	64	19	37	36	1	41	25	16	5	3	2	
30—40	60	53	7	13	12	1	38	32	6	9	9	...	
40—50	39	36	3	5	5	...	29	26	3	5	5	...	
50—60	13	13	12	12	...	1	1	...	
60 and over	9	9	8	8	...	1	1	...	
<i>Mahomedan (all ages)</i>	1,023	768	265	441	309	132	628	411	115	56	38	18	
<i>Christian (all ages)</i>	695	397	298	844	209	135	281	159	122	70	29	41	
<i>Others (all ages) ...</i>	317	240	77	153	128	27	135	91	44	29	28	9	
CHIN HILLS.													
<i>All Religions ...</i>	110,079	64,122	55,957	62,890	32,060	30,839	39,909	20,054	19,855	7,771	2,008	6,768	
0	1,515	730	785	1,515	730	785	
1—5	12,198	5,942	6,256	12,198	5,942	6,256	
5—10	15,435	7,718	7,717	15,435	7,718	7,717	
10—15	12,170	6,290	5,880	12,143	6,282	5,861	27	8	19	
15—20	10,848	5,313	5,535	9,548	5,071	4,477	1,221	199	1,022	79	43	36	
20—30	18,793	8,587	10,206	8,032	4,759	3,273	10,197	3,587	6,610	564	241	323	
30—40	16,394	7,917	8,317	2,059	1,958	1,001	12,850	6,451	6,396	1,385	435	950	
40—50	10,719	5,354	5,395	709	323	446	8,100	4,589	3,511	1,850	442	1,408	
50—60	7,012	3,592	3,420	379	107	272	4,707	3,084	1,623	1,026	401	1,525	
60 and over	5,995	2,649	2,416	321	70	251	2,807	2,133	674	1,967	446	1,501	
<i>Buddhist (all ages)</i>	184	89	45	87	54	33	43	31	12	4	4	...	
<i>Animist ...</i>	107,407	62,428	64,981	60,810	31,119	29,791	38,814	19,343	19,471	7,888	1,964	6,719	
0	1,453	701	752	1,453	701	752	
1—5	11,913	5,811	6,102	11,913	5,811	6,102	
5—10	15,089	7,545	7,544	15,089	7,545	7,544	
10—15	11,904	6,131	5,773	11,877	6,123	5,751	27	8	19	
15—20	10,593	5,168	5,425	9,363	4,933	4,430	1,151	192	959	79	43	36	
20—30	18,173	8,127	10,046	7,794	4,542	3,252	9,819	3,347	6,479	560	238	323	
30—40	15,935	7,700	8,235	1,998	1,008	996	12,566	6,270	6,296	1,371	428	943	
40—50	10,426	5,135	5,291	744	302	442	7,855	4,407	3,448	1,827	466	1,401	
50—60	6,894	3,500	3,394	367	98	269	4,620	3,011	1,609	1,007	391	1,516	
60 and over	5,027	2,608	2,419	312	62	250	2,776	2,108	668	1,939	438	1,501	
<i>Hindu ...</i>	1,642	1,110	532	854	569	285	760	515	285	88	29	12	
0	36	17	19	36	17	19	
1—5	190	87	103	190	87	103	
5—10	200	103	97	200	103	97	
10—15	128	78	50	128	78	50	
15—20	128	61	67	72	56	16	56	5	51	
20—30	459	371	88	163	163	...	293	205	88	3	3	...	
30—40	216	162	54	36	36	...	174	121	53	6	5	...	
40—50	183	149	34	17	17	...	157	125	32	6	2	...	
50—60	66	54	12	5	5	...	53	44	9	8	3	...	
60 and over	36	28	8	7	7	...	17	15	2	12	
<i>Hindus born in Burma</i>	659	324	335	579	315	264	79	9	70	1	
0	33	14	19	33	14	19	
1—5	175	83	92	175	83	92	
5—10	185	94	91	185	94	91	
10—15	115	69	46	115	69	46	
15—20	90	41	49	55	39	16	35	2	33	
20—30	48	17	31	13	13	...	35	4	31	
30—40	8	3	5	3	3	...	5	...	5	
40—50	3	...	1	3	...	1	
50—60	
60 and over	
<i>Mahomedan (all ages)</i>	48	31	17	25	15	10	28	16	7	
<i>Christian (all ages)</i>	328	450	376	514	297	217	267	140	127	45	18	32	
<i>Others (all ages) ...</i>	22	16	6	9	9	8	12	9	8	7	7	...	

IMPERIAL TABLE VII B.—Age, Sex, and Civil Condition by Religion.

DISTRICT, RELIGION, AND AGE.	POPULATION.			UNMARRIED.			MARRIED.			WIDOWED.		
	Persons.	Males.	Females.	Persons.	Males.	Females.	Persons.	Males.	Females.	Persons.	Males.	Females.
1	2	3	4	5	6	7	8	9	10	11	12	13
KYAUKSE.												
<i>All Religions</i> ...	142,677	70,449	72,228	67,808	35,483	32,323	59,491	29,976	29,515	15,380	4,990	10,890
0	4,140	2,040	2,100	4,140	2,040	2,100
1—5	12,667	6,301	6,366	12,667	6,301	6,366
5—10	14,680	7,164	7,516	14,680	7,164	7,516
10—15	15,039	7,633	7,403	15,039	7,619	7,420	57	14	43
15—20	14,648	6,263	7,785	11,557	6,202	5,355	2,876	614	2,262	215	47	168
20—30	25,706	12,157	13,549	6,509	4,083	2,426	17,638	7,797	9,841	1,559	577	981
30—40	16,756	8,675	8,151	1,254	825	429	13,862	7,092	6,770	1,040	688	952
40—50	16,768	8,638	8,160	787	509	278	13,182	7,083	6,099	2,799	1,016	1,783
50—60	11,619	5,815	5,804	564	301	263	7,613	4,465	3,148	3,442	1,089	2,453
60 and over	10,597	4,963	5,634	609	379	230	4,263	2,911	1,352	5,725	1,673	4,052
<i>Buddhist</i> ...	136,082	68,277	68,806	63,968	33,860	30,818	56,881	28,178	28,208	14,788	4,764	9,978
0	3,916	1,926	1,990	3,916	1,926	1,990
1—5	11,832	5,889	5,943	11,832	5,889	5,943
5—10	13,810	6,741	7,069	13,810	6,741	7,069
10—15	14,293	7,214	7,079	14,210	7,204	7,036	53	10	43
15—20	13,971	6,531	7,440	11,042	5,908	5,134	2,723	578	2,145	206	45	161
20—30	24,212	11,610	12,632	6,119	3,775	2,314	16,667	7,300	9,367	1,456	535	921
30—40	15,701	7,933	7,768	1,138	726	412	13,007	6,561	6,440	1,556	646	910
40—50	15,976	8,138	7,838	739	470	269	12,505	6,709	5,856	3,072	959	1,713
50—60	11,152	5,535	5,617	541	342	199	7,290	4,212	3,048	3,321	951	2,370
60 and over	10,189	4,700	5,429	591	309	222	4,076	2,773	1,303	5,522	1,618	3,904
<i>Animist (all ages)</i> ...	157	110	47	67	48	19	84	69	26	6	8	8
<i>Hindu (all ages)</i> ...	1,028	821	207	416	818	98	538	447	91	74	66	18
<i>Mahomedan</i> ...	6,740	2,898	2,844	2,890	1,582	1,408	2,217	1,149	1,068	638	166	868
0	171	92	79	171	92	79
1—5	691	350	341	691	350	341
5—10	730	349	381	730	349	381
10—15	662	332	330	662	332	330
15—20	532	255	277	413	236	177	111	17	94	8	2	6
20—30	1,029	522	507	227	160	67	709	326	383	93	36	57
30—40	674	363	311	42	27	15	567	310	257	65	26	39
40—50	565	293	272	26	19	7	445	210	205	94	34	60
50—60	342	182	160	12	8	4	238	152	86	92	22	70
60 and over	314	158	186	16	9	7	147	104	43	181	45	136
<i>Mahomedans born in Burma.</i>	6,517	2,720	2,797	2,929	1,588	1,393	2,090	1,050	1,040	498	184	864
0	171	92	79	171	92	79
1—5	691	350	341	691	350	341
5—10	725	347	378	725	347	378
10—15	650	326	324	650	326	324
15—20	528	253	275	409	234	175	111	17	94	8	2	6
20—30	949	458	491	208	143	65	664	295	369	77	20	57
30—40	620	318	302	29	15	14	531	281	250	60	22	38
40—50	531	262	269	21	14	7	422	220	202	88	28	60
50—60	321	169	155	12	8	4	223	140	83	80	21	68
60 and over	329	145	184	14	7	7	139	97	42	176	41	135
<i>Christian (all ages)</i> ...	692	292	300	823	167	166	287	126	112	32	10	22
<i>Others (all ages)</i> ...	78	63	25	42	28	14	84	23	11	2	2	..
MEIKTILA.												
<i>All Religions</i> ...	289,897	137,673	152,224	168,213	79,897	78,816	108,621	51,911	64,710	26,088	6,266	18,799
0	7,827	3,795	4,032	7,827	3,795	4,032
1—5	25,070	11,706	13,364	25,070	11,706	13,364
5—10	35,015	17,032	17,983	35,015	17,032	17,983
10—15	35,090	17,468	17,622	34,977	17,364	17,613	113	101	9
15—20	31,409	14,552	16,827	27,116	13,772	13,339	4,092	784	3,308	201	21	180
20—30	48,378	22,783	25,595	17,357	9,764	7,593	28,753	12,460	16,293	2,268	559	1,709
30—40	33,518	16,150	17,368	3,986	2,101	1,885	26,889	13,191	13,498	2,843	852	1,985
40—50	29,099	13,860	15,239	3,347	2,140	1,207	21,649	10,667	10,982	4,103	1,053	3,050
50—60	21,255	10,070	11,185	1,731	850	881	14,475	7,980	6,495	5,049	1,210	3,209
60 and over	23,236	10,127	13,109	1,787	868	919	10,850	6,725	4,125	10,599	2,534	2,005

IMPERIAL TABLE VII B.—Age, Sex, and Civil Condition by Religion.

DISTRICT, RELIGION, AND AGE.	POPULATION.			UNMARRIED.			MARRIED.			WIDOWED.		
	Persons.	Males.	Females.	Persons.	Males.	Females.	Persons.	Males.	Females.	Persons.	Males.	Females.
1	2	3	4	5	6	7	8	9	10	11	12	13
MEIKTIL A—concluded.												
<i>Buddhist</i> ...	281,818	182,184	149,484	154,127	76,783	77,894	102,922	49,491	63,431	24,689	5,960	18,609
0	7,587	3,681	3,906	7,597	3,681	3,906
1—5	24,119	11,379	13,040	24,419	11,379	13,040
5—10	34,212	16,637	17,575	34,212	16,637	17,575
10—15	34,377	17,071	17,306	34,274	16,968	17,306	103	103
15—20	30,046	14,138	16,508	26,586	13,395	13,185	3,875	724	3,151	191	19	179
20—30	46,354	21,367	24,987	16,612	9,086	7,526	27,557	11,783	15,774	2,185	498	1,687
30—40	31,965	14,907	16,993	3,721	1,850	1,871	25,517	12,352	13,165	2,727	765	1,969
40—50	28,265	13,246	15,019	3,269	2,074	1,195	21,009	10,195	10,814	3,987	977	3,010
50—60	20,817	9,747	11,070	1,634	812	829	14,164	7,730	6,434	4,969	1,205	3,764
60 and over	22,970	9,951	13,025	1,769	851	918	10,697	6,604	4,093	10,510	2,496	8,014
<i>Animist</i> ...	849	805	44	110	84	18	174	148	26	65	88	2
<i>Hindu (all ages)</i> ...	2,644	2,005	639	1,190	886	295	1,277	971	808	177	189	88
<i>Mahomedan</i> ...	4,283	2,869	1,914	2,221	1,242	879	1,853	1,048	807	209	81	128
0	166	75	91	166	75	91
1—5	397	190	207	397	190	207
1—10	561	262	299	561	262	299
10—15	483	273	210	483	273	210
15—20	449	219	230	308	190	118	134	98	106	7	1	6
20—30	833	459	374	202	161	38	620	279	321	31	16	15
30—40	549	384	215	58	53	5	507	313	191	31	18	16
40—50	402	252	150	22	16	6	334	217	117	46	19	97
50—60	235	159	76	20	15	5	177	133	44	38	11	97
60 and over	158	96	62	4	4	...	101	76	25	53	16	37
<i>Mahomedans born in Burma.</i>	3,232	1,472	1,780	1,944	891	863	1,143	448	685	145	88	112
0	166	75	91	166	75	91
1—5	377	178	199	377	178	199
5—10	543	253	290	543	253	290
10—15	449	243	206	449	243	206
15—20	382	173	209	269	153	116	107	20	87	6	...	6
20—30	561	242	322	108	72	36	472	169	272	24	10	14
30—40	322	135	187	15	11	4	297	117	170	20	7	13
40—50	218	85	133	8	2	6	182	77	105	28	6	22
50—60	121	53	68	7	2	5	81	45	39	30	6	24
60 and over	90	35	55	2	2	...	51	29	22	37	4	33
<i>Christian</i> ...	772	632	240	476	388	107	285	168	112	82	11	21
<i>Others (all ages)</i> ...	231	178	68	90	66	26	130	102	28	11	11	...
YAMETHIN.												
<i>All Religions</i> ...	823,189	460,913	462,278	471,054	239,177	231,877	428,752	235,343	236,403	93,388	6,887	16,990
0	8,010	3,871	4,139	8,010	3,871	4,139
1—5	29,380	14,166	15,184	29,380	14,166	15,184
5—10	42,328	20,325	22,003	42,328	20,323	22,003
10—15	38,915	19,666	19,229	38,661	19,647	19,015	53	39	14
15—20	32,201	15,900	16,301	26,517	14,871	11,646	5,439	997	4,433	354	39	289
20—30	55,174	27,192	27,982	17,427	11,151	6,273	35,545	15,371	20,174	2,802	667	1,535
30—40	40,026	21,126	18,900	3,854	2,509	1,345	33,506	17,651	15,855	2,666	966	1,780
40—50	34,101	17,683	16,418	2,070	1,212	858	27,859	15,185	12,674	4,172	1,286	2,886
50—60	21,217	10,732	10,485	1,218	707	511	15,242	8,271	6,371	4,757	1,154	3,603
60 and over	21,837	10,202	11,635	1,390	687	703	11,115	7,233	3,822	9,338	2,222	7,050
<i>Buddhist</i> ...	298,665	148,088	152,479	158,402	81,621	76,881	118,388	68,808	69,628	27,827	6,767	18,070
0	7,496	3,650	3,846	7,496	3,650	3,846
1—5	27,079	13,039	14,040	27,079	13,039	14,040
5—10	39,525	18,901	20,624	39,525	18,901	20,624
10—15	36,661	18,440	18,212	36,623	18,119	18,204	38	30	8
15—20	29,976	14,688	15,288	24,800	13,814	10,926	4,927	843	4,084	249	31	218
20—30	49,861	23,761	26,100	15,524	9,578	5,946	32,311	13,607	18,704	2,026	576	1,450
30—40	35,770	18,117	17,653	3,130	1,666	1,264	30,243	15,431	14,812	2,397	820	1,577
40—50	31,519	15,668	15,851	1,781	977	804	25,893	15,847	12,016	3,845	1,144	2,702
50—60	19,906	9,007	9,999	1,114	631	483	14,347	8,221	6,126	4,415	1,055	3,360
60 and over	20,779	9,606	11,166	1,330	646	684	10,577	6,829	3,748	8,865	2,211	6,734
<i>Animist (all ages)</i> ...	2,719	1,577	1,142	1,605	888	637	1,098	864	444	116	55	61

IMPERIAL TABLE VII B.—Age, Sex, and Civil Condition by Religion.

DISTRICT, RELIGION, AND AGE	POPULATION.			UNMARRIED.			MARRIED.			WIDOWED.			
	Persons.	Males.	Females.	Persons.	Males.	Females.	Persons.	Males.	Females.	Persons.	Males.	Females.	
	1	2	3	4	5	6	7	8	9	10	11	12	13
YAMETHIN—concluded.													
<i>Hindu</i> ...	6,220	4,707	1,428	2,782	2,098	689	8,226	2,621	704	268	188	80	
0	97	49	48	97	49	48	
1-5	358	167	189	358	169	189	
5-10	413	210	203	411	208	203	
10-15	310	207	109	307	202	105	
15-20	435	317	118	261	233	28	173	63	90	1	1	...	
20-30	1,848	1,510	338	751	707	44	1,062	715	287	35	28	7	
30-40	1,564	1,321	243	359	346	13	1,130	908	222	75	67	8	
40-50	752	657	95	131	128	5	557	486	71	62	43	19	
50-60	282	234	48	38	36	2	202	178	24	42	20	22	
60 and over	155	123	32	17	15	2	90	84	6	48	24	24	
<i>Hindus born in Burma</i>	941	470	471	765	889	876	164	77	87	12	4	8	
0	79	43	36	79	43	36	
1-5	247	118	129	247	118	129	
5-10	225	100	125	223	98	125	
10-15	115	56	59	111	56	55	
15-20	81	41	40	49	30	19	32	11	21	
20-30	99	50	49	38	27	11	60	23	37	1	...	1	
30-40	55	36	19	12	11	1	41	24	17	2	1	2	
40-50	21	13	8	5	5	...	13	7	6	3	1	1	
50-60	10	9	1	1	1	...	7	7	...	2	1	1	
60 and over	9	4	5	5	3	2	4	1	3	
<i>Mohomedan</i> ...	12,908	6,896	6,012	6,838	8,769	8,069	6,049	2,792	2,267	1,021	885	686	
0	309	130	207	339	130	209	
1-5	1,337	675	662	1,337	675	662	
5-10	1,653	842	811	1,653	842	811	
10-15	1,375	719	656	1,370	715	655	
15-20	1,286	643	643	1,041	590	451	241	53	188	4	...	4	
20-30	2,127	1,308	1,119	709	525	183	1,607	733	874	111	49	61	
30-40	1,807	1,126	681	224	182	42	1,434	886	518	140	58	91	
40-50	1,244	690	548	86	58	28	954	571	383	204	67	137	
50-60	718	391	327	49	31	18	471	306	165	108	54	144	
60 and over	722	366	356	30	20	10	337	239	98	355	107	248	
<i>Mahomedans born in Burma.</i>	10,813	5,110	5,703	8,176	8,162	8,014	8,768	1,746	2,021	871	208	686	
0	334	126	208	334	126	208	
1-5	1,303	662	641	1,303	662	641	
5-10	1,641	820	801	1,621	820	801	
10-15	1,319	671	648	1,315	667	618	
15-20	1,158	530	628	936	491	445	218	39	179	4	...	4	
20-30	1,791	778	1,013	452	275	177	1,249	474	775	90	29	61	
30-40	1,213	627	606	111	71	40	996	513	483	106	33	83	
40-50	884	380	495	50	24	26	660	332	337	165	23	132	
50-60	507	256	311	33	15	18	362	210	152	172	31	141	
60 and over	623	271	352	21	11	10	268	173	95	334	87	247	
<i>Christian (all ages)</i>	2,416	1,285	1,131	1,888	774	614	886	467	419	142	44	66	
0	38	18	20	38	18	20	
1-5	305	152	153	305	152	153	
5-10	339	159	180	330	159	180	
10-15	265	152	113	265	152	113	
15-20	256	116	140	200	108	92	56	8	48	
20-30	469	270	199	177	138	39	269	122	147	23	12	13	
30-40	329	188	141	39	31	8	263	147	126	27	10	17	
40-50	213	121	97	17	11	6	177	103	74	24	7	17	
50-60	116	62	54	4	1	3	76	51	25	36	10	26	
60 and over	81	47	34	4	4	...	45	36	9	32	7	25	
<i>Other (all ages)</i> ...	881	272	89	189	162	87	168	107	61	14	18	1	
MYINGYAN.													
<i>All Religions</i> ...	442,008	213,294	228,714	289,714	119,196	120,519	168,147	84,985	83,212	24,147	9,104	24,008	
0	10,180	4,914	5,266	10,180	4,914	5,266	
1-5	44,771	21,831	22,940	44,771	21,831	22,940	
5-10	54,079	26,187	27,892	54,079	26,187	27,892	
10-15	23,640	11,707	11,933	23,640	11,707	11,933	
15-20	46,301	21,445	24,856	31,500	19,562	11,938	6,477	1,839	4,638	324	44	280	
20-30	72,504	34,742	37,762	23,529	13,099	10,430	46,082	20,923	25,159	2,293	720	2,173	
30-40	52,944	26,887	26,057	5,504	2,981	2,523	43,542	22,740	20,802	3,898	1,166	2,732	
40-50	43,497	20,806	22,691	3,232	1,475	1,757	34,436	17,724	16,652	5,229	1,547	4,282	
50-60	31,898	15,138	16,760	2,529	1,107	1,422	28,024	12,134	9,890	7,345	1,297	5,448	
60 and over	32,194	14,637	17,557	2,754	1,333	1,421	15,582	9,514	6,068	13,858	3,790	12,068	

IMPERIAL TABLE VII B.—Age, Sex, and Civil Condition by Religion.

DISTRICT, RELIGION, AND AGE.	POPULATION.			UNMARRIED.			MARRIED.			WIDOWED.		
	Persons.	Males.	Females.	Persons.	Males.	Females.	Persons.	Males.	Females.	Persons.	Males.	Females.
	1	2	3	4	5	6	7	8	9	10	11	12
MYINGYAN—continued.												
<i>Buddhist</i> ..	488,874	210,640	227,834	288,079	118,012	120,067	168,204	88,483	82,831	34,001	9,066	24,988
0	10,101	4,878	5,223	10,101	4,878	5,223
1-5	44,513	21,704	22,809	44,513	21,704	22,809
5-10	53,803	20,030	27,773	53,803	20,030	27,773
10-15	53,448	20,590	20,852	53,448	20,590	20,852
15-20	40,031	21,270	24,701	39,328	19,435	19,893	6,382	1,792	4,590	321	43	278
20-30	71,409	33,834	37,575	23,110	12,700	10,410	45,431	20,432	24,999	2,868	702	2,166
30-40	52,112	26,109	25,943	5,337	2,823	2,514	42,908	22,206	20,702	3,867	1,140	2,727
40-50	43,147	20,518	22,629	3,188	1,433	1,755	34,109	17,562	16,007	5,790	1,523	4,267
50-60	31,720	14,991	16,729	2,508	1,089	1,419	21,805	12,023	9,872	7,317	1,870	5,438
60 and over	32,090	14,550	17,540	2,743	1,324	1,419	15,509	9,448	6,061	13,838	3,778	10,060
<i>Animist (all ages)</i> ..	382	296	87	179	184	46	190	161	39	13	10	8
<i>Hindu (all ages)</i> ..	1,724	1,899	326	700	669	141	958	788	167	71	64	17
<i>Mahomedan (all ages)</i>	1,166	833	328	666	380	186	661	420	122	40	24	16
<i>Christian (all ages)</i> ..	342	202	140	184	106	78	186	86	61	22	11	11
<i>Others (all ages)</i> ..	80	26	6	7	4	3	28	21	2
NORTHERN SHAN STATES.												
<i>All Religions</i> ..	569,228	286,700	278,628	288,762	168,608	130,268	215,898	111,808	104,690	68,468	17,891	38,677
0	12,743	6,200	6,543	12,743	6,200	6,543
1-5	55,432	27,089	28,343	55,432	27,089	28,343
5-10	70,986	35,795	35,191	70,986	35,795	35,191
10-15	55,932	29,087	26,845	55,932	29,087	26,759	103	24	79	7	...	7
15-20	54,547	26,694	27,853	44,217	24,760	19,457	9,401	1,794	7,607	929	140	789
20-30	101,280	51,513	49,767	34,585	24,625	9,960	60,386	24,189	36,197	6,309	2,699	3,610
30-40	74,992	40,857	34,135	7,670	5,795	1,875	59,448	31,479	27,969	7,874	3,583	4,291
40-50	55,767	30,836	24,931	2,382	1,650	732	43,875	25,633	18,242	9,510	3,553	5,957
50-60	38,722	20,924	17,798	1,434	879	555	26,171	16,764	9,407	11,117	3,281	7,836
60 and over	38,822	16,705	22,117	1,491	650	841	16,609	11,420	5,189	20,722	4,635	16,087
<i>Buddhist</i> ..	415,898	208,448	207,447	216,766	116,440	100,816	168,814	77,783	77,681	48,824	14,278	29,661
0	10,398	5,072	5,326	10,398	5,072	5,326
1-5	41,500	20,181	21,319	41,500	20,181	21,319
5-10	53,570	26,740	26,830	53,570	26,740	26,830
10-15	43,709	22,397	21,312	43,635	22,389	21,246	67	8	59	7	...	7
15-20	41,616	19,754	21,862	33,896	18,576	15,320	6,855	1,063	5,792	865	115	750
20-30	72,583	35,100	37,483	24,439	17,078	7,361	42,805	15,838	26,967	5,339	2,184	3,155
30-40	51,126	26,924	24,202	5,172	3,891	1,281	40,040	20,345	19,695	5,914	2,688	3,226
40-50	40,700	22,415	18,275	1,731	1,210	521	32,003	18,457	13,546	7,056	2,748	4,308
50-60	30,261	16,377	13,884	1,138	727	411	20,492	12,999	7,493	8,631	2,651	5,980
60 and over	30,340	13,486	16,854	1,276	576	700	13,052	9,023	4,029	16,012	3,887	12,125
<i>Animists</i> ..	181,067	67,496	68,602	66,828	38,400	28,888	68,798	27,923	25,876	11,981	8,082	8,849
0	2,200	1,050	1,150	2,200	1,050	1,150
1-5	13,289	6,593	6,696	13,289	6,593	6,696
5-10	16,779	8,707	8,072	16,779	8,707	8,072
10-15	11,692	6,367	5,325	11,666	6,355	5,311	26	12	14
15-20	12,082	6,344	5,738	9,739	5,794	4,035	2,286	619	1,667	57	21	36
20-30	24,435	12,764	11,671	8,671	6,133	2,538	14,944	6,252	8,692	820	379	441
30-40	20,734	11,197	9,537	2,029	1,404	595	16,924	8,992	7,932	1,781	741	1,040
40-50	13,623	7,244	6,379	500	301	199	10,818	6,258	4,560	2,305	685	1,620
50-60	7,991	4,172	3,819	255	120	135	5,359	3,494	1,865	2,377	558	1,819
60 and over	8,238	3,057	5,175	200	63	137	3,441	2,296	1,145	4,591	698	3,893
<i>Hindu</i> ..	7,804	6,888	1,118	2,702	2,240	462	4,698	4,092	608	404	384	60
0	74	30	35	74	39	35
1-5	342	158	184	342	158	184
5-10	296	168	128	296	168	128
10-15	237	152	85	229	148	81	8	4	4
15-20	526	401	125	324	301	23	198	98	100	4	2	2
20-30	3,052	2,770	282	1,007	1,002	5	1,940	1,667	273	105	101	4
30-40	2,079	1,909	170	305	302	3	1,671	1,511	160	103	96	7
40-50	853	788	65	95	92	3	674	622	52	84	74	10
50-60	247	222	25	23	23	...	165	149	16	59	50	9
60 and over	98	79	19	7	7	...	42	41	1	49	31	18


IMPERIAL TABLE VII B.—Age, Sex, and Civil Condition by Religion.

DISTRICT, RELIGION, AND AGE.	POPULATION.			UNMARRIED.			MARRIED.			WIDOWED.			
	Persons.	Males.	Females.	Persons.	Males.	Females.	Persons.	Males.	Females.	Persons.	Males.	Females.	
	1	2	3	4	5	6	7	8	9	10	11	12	13
NORTHERN SHAN STATES—cont'd.													
<i>Hindus born in Burma.</i>	801	402	809	707	870	387	86	28	68	8	4	4	
0	64	31	33	64	31	33	
1-5	279	127	152	279	127	152	
5-10	200	108	92	200	108	92	
10-15	109	59	50	101	58	46	5	1	4	
15-20	54	22	32	31	19	12	23	3	20	
20-30	58	31	27	18	17	1	39	13	26	1	1	...	
30-40	17	13	4	6	5	1	11	8	3	
40-50	14	9	5	5	5	...	4	1	3	5	3	2	
50-60	3	...	3	2	...	2	1	...	1	
60 and over	3	2	1	2	2	...	1	...	1	
<i>Mahomedan (all ages)</i>	2,288	1,816	471	927	781	796	1,198	949	249	167	186	26	
<i>Christian (all ages)</i>	1,929	1,060	879	983	667	426	811	469	862	186	84	101	
<i>Others (all ages) ...</i>	264	208	48	67	48	19	174	147	27	18	18	...	
SOUTHERN SHAN STATES.													
<i>All Religions</i>	847,818	427,064	420,664	427,118	232,445	194,671	826,741	168,768	162,988	93,761	80,866	62,896	
0	19,318	9,425	9,893	19,318	9,425	9,893	
1-5	80,711	39,954	40,757	80,711	39,954	40,757	
5-10	104,848	52,585	52,263	104,848	52,585	52,263	
10-15	88,885	46,861	42,024	88,627	46,859	41,768	258	2	256	
15-20	90,040	43,405	46,635	71,137	40,461	30,676	16,534	2,559	13,975	2,369	385	1,984	
20-30	149,565	72,518	77,047	45,599	31,885	13,714	91,186	35,676	55,510	12,780	4,057	7,823	
30-40	111,503	59,158	52,345	9,607	6,809	2,798	88,060	46,306	41,754	13,836	6,043	7,793	
40-50	87,863	45,383	42,180	3,526	2,203	1,323	67,904	37,431	30,473	16,433	5,659	10,774	
50-60	60,527	32,167	28,360	2,047	1,263	784	40,009	25,272	14,737	18,471	5,632	12,839	
60 and over	54,358	25,658	28,750	1,696	911	785	22,790	16,507	6,283	29,872	8,190	21,682	
<i>Buddhist</i>	748,061	378,460	374,601	379,669	205,212	174,847	282,167	1,061	141,666	86,826	27,727	68,698	
0	17,819	8,636	9,183	17,819	8,636	9,183	
1-5	69,618	34,520	35,098	69,618	34,520	35,098	
5-10	92,636	46,007	46,629	92,636	46,007	46,629	
10-15	79,868	41,994	37,874	79,689	41,994	37,695	179	
15-20	80,009	38,085	41,924	63,773	35,884	27,889	13,975	1,873	12,102	2,261	328	1,933	
20-30	129,569	62,141	67,428	40,868	28,286	12,582	76,735	29,317	47,418	11,966	4,538	7,428	
30-40	96,251	50,221	46,030	8,479	5,873	2,606	75,277	39,083	36,194	12,495	5,265	7,230	
40-50	78,067	39,949	38,118	3,201	2,026	1,175	59,841	32,853	26,988	15,025	5,070	9,955	
50-60	54,774	28,886	25,888	1,892	1,152	740	35,898	22,628	13,270	16,984	5,106	11,878	
60 and over	49,440	23,011	26,429	1,584	834	750	20,262	14,757	5,595	27,594	7,420	20,174	
<i>Animist</i>	81,211	42,672	38,689	38,268	21,698	16,823	36,681	18,621	1,110	6,324	2,668	3,766	
0	1,042	557	485	1,042	557	485	
1-5	8,933	4,331	4,602	8,933	4,331	4,602	
5-10	10,112	5,474	4,638	10,112	5,474	4,638	
10-15	7,285	3,894	3,391	7,214	3,894	3,320	71	
15-20	8,326	4,447	3,879	6,244	3,855	2,389	1,993	541	1,452	89	51	38	
20-30	16,053	7,940	8,113	3,574	2,609	965	11,793	4,978	6,815	686	353	333	
30-40	12,301	6,909	5,392	749	598	151	10,481	5,719	4,762	1,071	592	479	
40-50	8,065	4,258	3,807	204	156	48	6,666	3,627	3,039	1,195	475	720	
50-60	4,824	2,665	2,159	106	66	40	3,450	2,173	1,277	1,268	426	842	
60 and over	4,270	2,197	2,073	78	53	25	2,177	1,483	694	2,015	661	1,354	
<i>Hindu (all ages)</i>	4,998	3,721	1,187	2,240	1,701	689	2,848	1,767	691	320	288	67	
<i>Hindus born in Burma (all ages)</i>	1,236	662	673	1,089	612	467	167	47	110	9	8	6	
<i>Mahomedan (all ages)</i>	2,310	1,467	843	1,104	688	411	1,067	674	388	149	100	49	
<i>Christian</i>	11,187	6,764	6,883	6,967	3,248	2,711	4,687	2,290	2,247	628	218	426	
0	262	127	135	262	127	135	
1-5	1,527	769	758	1,527	769	758	
5-10	1,449	741	708	1,449	741	708	
10-15	1,288	718	570	1,288	718	570	
15-20	1,182	568	614	818	484	334	351	81	270	13	3	10	
20-30	2,037	987	1,050	452	303	149	1,501	654	847	84	30	54	
30-40	1,486	765	661	90	56	34	1,218	661	557	118	48	70	
40-50	886	477	469	24	15	9	770	435	335	92	27	65	
50-60	583	319	264	23	19	4	425	261	164	135	39	96	
60 and over	497	283	214	24	14	10	272	198	74	201	72	130	
<i>Others (all ages) ...</i>	1	...	1	1	...	1	

IMPERIAL TABLE VII B.—Age, Sex, and Civil Condition by Religion.

DISTRICT, RELIGION, AND AGE.	POPULATION.			UNMARRIED.			MARRIED.			WIDOWED.		
	Persons.	Males.	Females.	Persons.	Males.	Females.	Persons.	Males.	Females.	Persons.	Males.	Females.
1	2	3	4	5	6	7	8	9	10	11	12	13
All Religions	68,860	81,129	82,721	82,002	16,622	16,380	23,893	11,986	11,908	7,956	2,622	6,488
0	1,676	804	872	1,676	804	872
1-5	7,149	3,563	3,586	7,149	3,563	3,586
5-10	8,122	4,082	4,040	8,122	4,082	4,040
10-15	6,566	3,306	3,170	6,544	3,375	3,169	22	21	1
15-20	5,375	2,372	3,003	4,168	2,148	2,020	1,028	186	842	179	38	141
20-30	10,900	4,756	6,144	3,161	1,894	1,267	6,685	2,475	4,210	1,054	387	667
30-40	10,200	5,242	4,958	707	485	222	7,914	4,162	3,752	1,579	595	984
40-50	7,091	3,597	3,494	262	162	100	4,914	2,867	2,047	1,915	568	1,347
50-60	3,933	1,992	1,941	122	63	59	2,235	1,467	768	1,576	461	1,114
60 and over	2,838	1,325	1,513	91	46	45	1,095	807	288	1,652	472	1,180
Buddhist	19,602	10,414	9,088	8,371	4,880	3,497	8,028	4,016	4,008	3,108	1,619	1,589
0	418	210	208	418	210	208
1-5	1,547	774	773	1,547	774	773
5-10	2,051	1,039	1,012	2,051	1,039	1,012
10-15	1,960	1,067	893	1,939	1,046	893	21	21
15-20	1,732	848	884	1,179	780	399	426	48	378	127	20	107
20-30	3,211	1,575	1,636	804	656	148	1,934	682	1,252	473	237	236
30-40	3,014	1,713	1,301	248	224	24	2,226	1,136	1,090	540	353	187
40-50	2,606	1,489	1,117	105	90	15	1,873	1,047	826	628	352	276
50-60	1,579	956	623	43	36	7	977	653	324	559	267	292
60 and over	1,384	743	641	37	25	12	566	428	138	781	290	491
Animist	34,216	16,686	18,820	18,246	8,838	9,309	11,866	5,878	6,989	4,106	788	3,822
0	842	398	444	842	398	444
1-5	4,402	2,186	2,216	4,402	2,186	2,216
5-10	4,706	2,353	2,353	4,706	2,353	2,353
10-15	3,494	1,759	1,735	3,494	1,759	1,735
15-20	2,727	1,100	1,627	2,315	1,010	1,305	364	76	288	48	14	34
20-30	5,893	2,293	3,600	1,928	962	966	3,459	1,209	2,250	506	122	384
30-40	5,772	2,774	2,998	339	181	158	4,541	2,398	2,143	892	195	697
40-50	3,531	1,621	1,910	126	55	71	2,298	1,393	905	1,107	173	934
50-60	1,803	744	1,059	56	17	39	895	579	316	852	148	704
60 and over	1,045	307	678	37	15	22	308	221	87	700	131	569
Hindu (all ages)	298	264	39	100	87	13	177	161	20	18	18	..
Mahomedan (all ages)	238	147	91	102	59	43	114	71	48	22	17	6
Christian	9,602	4,719	4,883	6,184	2,680	2,624	3,714	1,872	1,842	704	187	617
0	410	193	217	410	193	217
1-5	1,167	586	581	1,167	586	581
5-10	1,325	672	653	1,325	672	653
10-15	1,092	561	531	1,092	561	531
15-20	883	409	474	661	348	313	219	58	161	3	3	...
20-30	1,639	757	882	374	222	152	1,195	512	683	70	23	47
30-40	1,276	636	640	95	55	40	1,046	545	501	135	36	99
40-50	895	438	457	26	12	14	700	390	310	169	36	133
50-60	522	268	254	19	7	12	343	219	124	160	42	118
60 and over	393	199	194	15	4	11	211	148	63	167	47	120

KARENNI.



ADDENDUM FOR HINDUS IN SHWEDO DISTRICT (Page 82).

CLASS AND AGE.	POPULATION.			UNMARRIED.			MARRIED.			WIDOWED.		
	Persons.	Males.	Females.	Persons.	Males.	Females.	Persons.	Males.	Females.	Persons.	Males.	Females.
1	2	3	4	5	6	7	8	9	10	11	12	13
Total Hindus ...	2,538	1,026	618	1,151	846	305	1,226	948	278	161	181	80
0	59	28	31	59	28	31
1-5	153	94	99	193	94	99
5-10	211	108	103	211	108	103
10-15	127	80	47	126	80	46	1	...	1
15-20	132	93	39	80	75	5	50	18	32	2	..	2
20-30	667	531	136	266	252	14	386	266	120	15	13	2
30-40	664	513	91	144	140	4	409	328	81	51	45	6
40-50	298	262	36	43	41	2	225	197	28	30	24	6
50-60	164	145	19	22	21	1	105	94	11	37	30	7
60 and over	83	71	12	7	7	...	50	45	5	26	19	7
Hindus born in Burma ...	608	381	272	496	266	280	98	60	38	9	6	4
0	54	26	28	54	26	28
1-5	146	65	81	146	65	81
5-10	156	77	79	156	77	79
10-15	81	44	37	81	44	37
15-20	38	25	13	21	20	1	15	5	10	2	...	2
20-30	54	38	16	22	19	3	32	19	13
30-40	37	28	9	9	8	1	26	18	8	2	2	...
40-50	20	15	5	6	6	...	13	9	4	1	...	1
50-60	12	9	3	1	1	..	8	6	2	3	2	1
60 and over	5	4	1	4	3	1	1	1	...

IMPERIAL TABLE VIII-A.
Literacy by Religion and Age.

- NOTE 1.—This table is in four parts. Subject to Note 4 below, Part I divides into five age-groups and also into literate and illiterate the totals of each religion tabulated in Table VIA; further, the number included amongst the literate in each age group who are literate in English is shown. Parts II and III give similar statistics for Divisional Burma and for the Eastern States respectively, the religions with few adherents being collected in these parts under the description *Others*; the *Eastern States* include the Northern and Southern Shan States and Karenni; *Divisional Burma* includes all the remainder of the province. Part IV gives for the whole province an analysis by age and race of the Christian population literate in English.
- NOTE 2.—For all four parts of the table the areas and populations excluded are those excluded from Table VIA, namely those in which the census was by estimate only.
- NOTE 3.—The age recorded was the number of completed years. The age-group represented by 5—10 in the table includes all who had completed five but had not yet completed ten years of age; and the other age-groups have a parallel interpretation. Persons whose age had not been clearly specified in the record of the enumeration have been assigned to the same age-group as for Imperial Table VIIA—See Note 4 on the title-page of that Table.
- NOTE 4.—In this table all persons belonging to Christian races as well as all professing the Christian religion are included under the description *Christian*. (See Note 3 of Table VIA.)
- NOTE 5.—Separate figures are given for Hindus born in Burma and for Hindus born outside Burma, both of these are included in the figures given for *Total Hindus*. Similarly for Mahomedans.
- NOTE 6.—The term *Literate* means able both to read and to write “a letter to or from a friend” in the language with regard to which the term is used. The figures for *Literate* in columns 6, 7 and 8 include all literate in any one or more languages whatsoever, and in particular include those literate in English who are shown separately in columns 12 to 14.
- NOTE 7.—Imperial Table IX gives similar statistics by races instead of by religions. Table VIIIB, which follows this table immediately, gives for each district and for the three parts of the Eastern States statistics similar to those of Parts II and III of this table. Similar statistics for the larger towns are given in Provincial Table VIII; for Buddhists alone similar statistics for the separate townships into which each district is divided are given in Provincial Table VI; and similar statistics for selected races are given for some townships or districts in Provincial Table VII. Imperial Tables VI B, XIII, XV and XVI show relationships between religion and race.

IMPERIAL TABLE VIII.—Literacy by Religion and Age.
PART I.—THE WHOLE PROVINCE.

		POPULATION.												
RELIGION.	AGE.	Total.			Literate.			Illiterate.			Literate in English.			
		Persons.	Males.	Females.	Persons.	Males.	Females.	Persons.	Males.	Females.	Persons.	Males.	Females.	
1	2	3	4	5	6	7	8	9	10	11	12	13	14	
ALL RELIGIONS.	TOTAL	13,169,099	6,735,516	6,433,583	3,052,048	3,026,337	625,706	9,517,056	3,709,179	5,807,877	113,413	91,207	21,206	
	0-10	3,269,387	1,615,599	1,653,788	115,130	78,139	36,991	3,154,257	1,537,460	1,616,797	4,656	2,930	1,726	
	10-15	1,504,298	776,040	728,258	373,508	289,530	83,978	1,130,790	486,510	644,280	12,241	8,890	3,351	
	15-20	1,347,245	658,235	689,010	481,823	374,400	107,403	865,422	283,815	581,607	16,964	13,038	3,926	
	20-30	2,332,914	1,196,041	1,136,873	894,369	727,040	167,329	1,438,545	469,001	969,544	34,908	29,549	5,359	
	30 and over	4,715,255	2,189,601	2,525,654	1,787,213	1,557,208	230,005	2,928,042	932,393	1,995,649	44,644	37,800	6,844	
BUDDHISTS.	TOTAL	11,201,912	5,525,144	5,676,768	3,301,807	2,741,283	560,524	7,900,105	2,783,861	5,116,244	51,856	45,841	6,315	
	0-10	2,847,136	1,401,182	1,445,654	102,592	70,740	31,852	2,744,544	1,330,742	1,413,802	1,703	1,318	385	
	10-15	1,320,097	675,679	650,418	346,484	271,598	74,886	979,613	404,081	575,532	6,375	5,131	1,244	
	15-20	1,167,644	553,361	614,283	445,127	348,326	96,801	722,517	205,035	517,482	9,490	7,911	1,579	
	20-30	1,893,871	905,369	988,502	788,055	638,800	149,255	1,105,816	246,569	859,247	16,055	14,078	1,977	
	30 and over	3,967,164	1,989,253	1,977,911	1,619,549	1,411,819	207,730	2,347,615	577,434	1,770,181	18,233	16,503	1,730	
ANIMISTS.	TOTAL	702,587	329,188	373,399	26,810	25,216	1,600	675,771	343,972	331,799	587	548	39	
	0-10	168,429	85,318	83,111	465	352	113	167,964	84,966	82,998	14	10	4	
	10-15	68,927	36,723	32,204	1,336	1,079	257	67,591	35,644	31,947	51	46	5	
	15-20	66,084	33,752	32,332	1,996	1,759	237	64,088	31,993	32,095	92	81	11	
	20-30	130,400	66,934	63,466	6,861	6,439	422	123,539	60,495	63,044	182	169	13	
	30 and over	268,747	140,461	122,286	10,158	15,587	571	252,589	130,874	121,715	248	229	19	
HINDUS.	TOTAL	484,432	378,177	106,255	112,110	104,259	7,757	372,416	273,918	98,498	13,710	12,889	821	
	0-10	63,521	32,989	30,532	2,453	1,708	751	61,068	31,287	29,781	317	229	88	
	10-15	27,575	18,601	8,974	5,120	4,206	914	22,455	14,395	8,060	1,006	846	160	
	15-20	37,822	29,160	8,662	9,041	7,886	1,155	28,741	21,274	7,467	1,360	1,207	153	
	20-30	142,629	118,012	24,617	39,402	36,769	2,633	103,227	81,243	21,984	4,981	4,704	277	
	30 and over	212,925	170,415	42,510	56,000	53,696	2,304	156,925	115,719	41,206	6,046	5,903	143	
HINDUS BORN IN BURMA.	TOTAL	97,505	52,635	44,870	13,411	10,868	2,543	84,094	41,767	42,327	2,508	2,190	318	
	0-10	48,529	24,381	24,148	1,497	1,028	469	47,030	23,553	23,679	199	141	58	
	10-15	13,502	7,506	5,996	2,387	1,830	557	11,115	5,676	5,439	547	444	103	
	15-20	8,552	4,711	3,841	1,267	1,082	444	6,426	3,029	3,397	502	444	58	
	20-30	12,927	7,250	5,677	3,587	2,946	641	9,340	4,304	5,036	762	688	74	
	30 and over	13,995	8,787	5,208	3,814	3,382	432	10,181	5,405	4,776	498	473	25	
HINDUS BORN OUTSIDE BURMA.	TOTAL	386,927	325,542	61,385	98,605	93,391	5,214	288,322	232,151	56,171	11,202	10,699	503	
	0-10	14,992	8,008	6,384	956	674	282	14,036	7,934	6,102	118	88	30	
	10-15	14,073	11,095	2,978	2,733	2,376	357	11,340	8,719	2,621	459	422	57	
	15-20	29,230	24,449	4,781	6,915	6,204	711	22,315	18,245	4,070	858	763	95	
	20-30	129,702	110,762	18,940	35,815	33,823	1,992	93,887	76,939	16,948	4,219	4,016	203	
	30 and over	198,930	170,628	28,302	52,186	50,314	1,872	146,744	120,314	26,430	5,548	5,430	118	
TOTAL MAHOMEDANS.	TOTAL	500,592	314,527	186,065	99,122	85,653	13,469	401,470	228,874	172,596	9,656	9,244	412	
	0-10	122,516	62,022	60,494	2,868	1,942	926	119,648	60,080	59,568	179	151	28	
	10-15	49,914	28,566	21,386	7,300	5,398	1,902	42,614	23,130	19,484	759	688	71	
	15-20	47,349	28,033	19,316	10,601	8,422	2,179	36,748	19,611	17,137	1,247	1,148	99	
	20-30	111,966	77,059	34,907	30,704	26,891	3,813	81,262	50,168	31,094	3,195	3,018	107	
	30 and over	168,847	118,885	49,962	47,649	43,000	4,649	121,198	75,885	45,313	4,346	4,239	107	
MAHOMEDANS BORN IN BURMA.	TOTAL	335,860	197,529	168,331	44,267	32,287	11,980	291,593	135,242	156,351	5,101	4,787	314	
	0-10	117,386	59,032	58,354	2,529	1,673	856	114,857	57,359	57,498	156	134	22	
	10-15	43,913	23,616	20,297	5,757	3,963	1,794	38,156	19,653	18,503	599	537	62	
	15-20	33,076	15,227	17,849	6,297	4,287	2,010	26,779	10,940	15,839	895	806	89	
	20-30	55,386	25,059	30,327	11,256	7,939	3,317	44,130	17,120	27,010	1,552	1,481	71	
	30 and over	86,099	44,595	41,504	18,428	14,125	4,303	67,671	30,170	37,501	1,899	1,829	70	
MAHOMEDANS BORN OUTSIDE BURMA.	TOTAL	164,732	146,998	17,734	54,855	53,366	1,489	109,877	93,632	16,245	4,555	4,457	98	
	0-10	5,130	2,990	2,140	339	259	70	4,791	2,721	2,070	83	17	6	
	10-15	6,001	4,912	1,089	1,543	1,435	108	4,458	3,477	981	166	151	9	
	15-20	14,273	12,806	1,467	4,304	4,135	169	9,069	8,071	1,098	352	342	10	
	20-30	50,580	52,000	4,580	19,448	18,958	490	37,132	33,048	4,084	1,573	1,537	36	
	30 and over	82,748	74,290	8,458	29,221	28,175	646	53,527	45,715	7,812	2,447	2,410	37	
CHRISTIANS.	TOTAL	257,171	132,543	124,628	102,066	61,090	40,976	155,105	71,453	83,652	35,706	22,647	13,159	
	0-10	64,031	31,717	32,314	6,319	3,140	3,179	57,712	28,577	29,135	2,395	1,156	1,169	
	10-15	30,115	15,556	14,559	12,562	6,768	5,794	17,553	8,788	8,765	3,819	2,035	1,784	
	15-20	26,540	12,672	13,868	14,129	7,310	6,819	12,411	5,362	7,049	4,507	2,501	2,006	
	20-30	48,777	24,727	24,050	20,560	15,722	10,838	22,217	9,005	13,212	10,648	6,574	3,474	
	30 and over	87,708	47,871	39,837	40,498	28,150	14,346	45,812	19,721	26,091	15,007	10,281	4,785	

IMPERIAL TABLE VIII.—Literacy by Religion and Age.
PART I.—THE WHOLE PROVINCE.

RELIGION.	AGE.	POPULATION.											
		Total.			Literate.			Illiterate.			Literate in English.		
		Persons.	Males.	Females.	Persons.	Males.	Females.	Persons.	Males.	Females.	Persons.	Males.	Females.
1	2	3	4	5	6	7	8	9	10	11	12	13	14
ARYAS.	TOTAL ...	270	190	80	120	101	19	150	89	61	51	49	2
	0-10	53	28	31	3	1	2	50	21	29	1	1	...
	10-15	15	8	7	6	3	3	9	5	4	2	1	1
	15-20	19	15	4	10	9	1	9	6	3	5	5	...
	20-30	75	57	18	46	37	9	29	20	9	18	17	1
	30 and over	108	88	20	55	51	4	53	37	16	25	25	...
BRAHMOS.	TOTAL ...	448	355	93	309	270	39	139	85	54	67	51	16
	0-10	41	19	22	9	4	5	32	15	17	2	1	1
	10-15	83	7	16	14	5	9	9	2	7	10	3	7
	15-20	36	28	8	28	24	4	8	4	4	6	5	1
	20-30	146	124	22	118	109	9	88	15	13	17	15	2
	30 and over	202	177	25	140	128	12	62	49	13	32	27	5
CONFUCIANS.	TOTAL ...	14,131	9,064	4,167	5,834	5,297	537	8,297	4,667	3,630	451	308	53
	0-10	2,283	1,280	1,003	193	126	67	2,090	1,154	936	9	4	5
	10-15	1,156	603	493	403	312	91	753	351	402	56	48	8
	15-20	1,215	822	393	536	443	93	679	370	300	85	68	17
	20-30	3,082	2,329	753	1,478	1,344	134	1,604	985	619	139	120	19
	30 and over	6,395	4,870	1,525	3,224	3,072	152	3,171	1,798	1,373	162	158	4
JAINS.	TOTAL ...	1,135	666	269	510	436	74	625	430	195	117	111	6
	0-10	181	112	69	22	16	6	159	96	63	3	1	1
	10-15	62	42	20	26	17	9	36	25	11	5	5	...
	15-20	107	76	31	57	42	15	50	34	16	16	15	1
	20-30	328	253	75	184	156	28	144	97	47	56	52	4
	30 and over	457	323	74	221	205	16	236	178	58	38	38	...
JEWS.	TOTAL ...	1,136	587	548	753	434	319	382	153	229	620	352	268
	0-10	294	148	146	77	42	35	217	106	111	62	34	28
	10-15	141	65	76	113	55	58	28	10	18	103	48	55
	15-20	121	61	60	104	53	51	17	8	9	95	48	47
	20-30	210	102	108	168	87	81	42	15	27	137	69	68
	30 and over	369	211	158	291	197	94	78	14	64	223	153	70
SHINTOISTS.	TOTAL ...	45	31	14	35	29	6	10	2	8	7	4	3
	0-10	2	2	...	2	2
	10-15
	15-20	6	4	2	5	3	2	1	1	...	1	...	1
	20-30	21	14	7	14	13	1	7	1	6	3	3	...
	30 and over	16	11	5	14	11	3	2	...	2	3	1	2
SIKHS.	TOTAL ...	4,843	3,704	1,139	2,327	2,070	257	2,516	1,634	882	312	296	16
	0-10	817	449	368	84	54	30	733	395	338	13	10	3
	10-15	240	149	91	113	70	42	128	79	49	25	20	5
	15-20	318	239	79	165	131	34	153	108	45	38	37	1
	20-30	1,341	1,015	326	725	627	88	616	378	238	105	101	4
	30 and over	2,127	1,852	275	1,241	1,178	63	886	674	212	131	128	3
AGNOSTICS, ATHESISTS, ZOROASTRIANS, FREETHINKERS AND THEOSOPHISTS.	TOTAL ...	380	229	151	314	191	123	66	38	28	260	169	91
	0-10	80	39	41	40	18	22	40	21	19	27	15	12
	10-15	33	19	14	32	19	13	13	1	1	30	19	11
	15-20	23	11	12	23	11	12	21	11	10
	20-30	61	41	20	49	33	16	12	8	4	37	26	11
	30 and over	183	119	64	170	110	60	13	9	4	145	98	47
AGNOSTICS, ATHESISTS, ZOROASTRIANS, FREETHINKERS AND THEOSOPHISTS.	TOTAL ...	18	11	7	14	8	6	4	3	1	13	8	5
	0-10	3	...	3	3	...	3	2	...	2
	10-15
	15-20	1	1	...	1	1	1	1	...
	20-30	7	5	2	5	3	2	2	2	...	5	3	2
	30 and over	7	5	2	5	4	1	2	1	1	5	4	1

IMPERIAL TABLE VIII.—Literacy by Religion and Age. PART II.—DIVISIONAL BURMA.

Table with columns for Religion, Age, and Literacy (Total, Literate, Illiterate, Literate in English) and rows for various religious groups: ALL RELIGIONS, BUDDHISTS, ANIMISTS, TOTAL HINDUS, HINDUS BORN IN BURMA, HINDUS BORN OUTSIDE BURMA, TOTAL MAHO-MEDANS, MAHO-MEDANS BORN IN BURMA, MAHO-MEDANS BORN OUTSIDE BURMA, CHRISTIANS, and OTHERS.

IMPERIAL TABLE VIII.—Literacy by Religion and Age.
PART III—THE EASTERN STATES.

RELIGION.	AGE.	POPULATION.											
		Total.			Literate.			Illiterate.			Literate in English.		
		Persons.	Males.	Females.	Persons.	Males.	Females.	Persons.	Males.	Females.	Persons.	Males.	Females.
1	2	3	4	5	6	7	8	9	10	11	12	13	14
ALL RELIGIONS.	TOTAL ..	1,470,691	743,893	726,798	105,578	99,612	5,961	1,365,118	644,281	720,837	2,204	1,847	357
	0-10	360,985	179,497	181,488	1,140	875	265	359,845	178,622	181,223	27	14	13
	10-15	151,383	79,344	72,039	9,079	8,381	691	142,311	70,963	71,348	93	66	27
	15-20	149,962	72,471	77,491	13,421	12,380	1,041	136,541	63,091	73,450	212	167	45
	20-30	261,745	128,787	132,958	25,420	23,807	1,613	236,325	104,080	131,245	776	667	109
	30 and over	546,616	283,794	262,822	56,520	54,169	2,351	490,096	229,625	260,471	1,096	933	163
BUDDHISTS.	TOTAL ...	1,183,446	592,310	591,136	94,651	90,032	4,619	1,088,795	502,278	586,517	607	555	52
	0-10	289,557	143,179	146,378	807	628	179	288,750	142,551	146,199	4	2	2
	10-15	125,537	65,458	60,079	8,373	7,874	499	117,164	57,584	59,580	85	22	3
	15-20	123,357	58,687	64,670	12,388	11,586	802	110,969	47,101	63,868	84	72	12
	20-30	205,363	98,816	106,547	21,686	20,464	1,222	183,677	78,352	105,325	244	223	21
	30 and over	439,632	226,170	213,462	51,397	49,480	1,917	388,235	176,690	211,545	250	236	14
ANIMISTS.	TOTAL ...	216,483	125,762	120,721	1,986	1,979	7	214,497	123,783	120,714	41	40	1
	0-10	61,305	31,649	30,656	22	22	...	61,283	31,627	30,656
	10-15	22,471	12,020	10,451	72	72	...	22,399	11,948	10,451	8	8	...
	15-20	22,135	11,891	11,244	149	148	1	22,086	11,743	11,243	4	4	...
	20-30	46,381	21,997	24,384	541	539	2	45,840	22,458	23,382	13	13	...
	30 and over	92,191	47,205	44,986	1,222	1,198	4	90,989	46,007	44,982	16	15	1
TOTAL HINDUS.	TOTAL ...	13,005	10,661	2,344	4,441	4,284	157	8,564	6,277	2,187	498	487	11
	0-10	1,618	854	764	30	24	6	1,588	830	758	2	1	1
	10-15	487	303	184	93	86	7	394	217	177	8	6	2
	15-20	880	613	267	276	241	35	604	372	232	37	35	2
	20-30	4,601	4,048	553	1,876	1,812	64	2,725	2,236	489	222	217	5
	30 and over	5,419	4,843	576	2,166	2,121	45	3,253	2,121	531	219	228	1
HINDUS BORN IN BORNA.	TOTAL ...	2,063	1,076	987	206	183	23	1,857	893	964	38	36	2
	0-10	1,353	702	651	17	15	2	1,336	687	649
	10-15	287	164	123	38	33	5	249	131	118	4	2	2
	15-20	178	82	96	63	55	8	115	67	88	16	16	...
	20-30	143	70	73	50	45	5	93	25	68	9	9	...
	30 and over	102	58	44	38	35	3	64	23	41	9	9	...
TOTAL MAHOMEDANS.	TOTAL ...	4,834	3,429	1,405	1,394	1,265	129	3,440	2,164	1,276	152	143	9
	0-10	921	500	421	27	22	5	804	478	416
	10-15	335	189	146	67	51	16	268	138	130	2	2	...
	15-20	353	218	135	113	98	15	240	120	120	16	14	2
	20-30	1,240	903	337	486	448	38	754	455	299	62	60	2
	30 and over	1,985	1,619	366	701	646	55	1,284	973	311	72	67	5
MAHOMEDANS BORN IN BORNA.	TOTAL ...	2,099	1,000	1,099	331	255	76	1,768	745	1,023	49	44	4
	0-10	854	467	387	22	18	4	832	440	381
	10-15	274	146	128	49	37	12	225	109	116	2	2	...
	15-20	198	93	105	54	41	13	144	52	92	12	10	2
	20-30	383	138	245	92	70	22	291	68	223	16	16	2
	30 and over	390	156	234	114	89	25	276	67	209	18	16	2
CHRISTIANS.	TOTAL ...	22,668	11,327	11,145	2,992	1,957	1,035	10,676	9,566	10,110	890	607	283
	0-10	6,552	3,296	3,256	251	178	73	6,301	3,118	3,183	21	17	10
	10-15	2,542	1,369	1,173	462	277	165	2,080	1,072	1,008	50	28	22
	15-20	2,229	1,059	1,170	491	304	187	1,738	755	983	69	41	28
	20-30	4,098	1,971	2,127	812	525	286	3,287	1,446	1,841	231	150	81
	30 and over	7,247	3,828	3,419	977	653	324	6,270	3,175	3,095	519	377	142
OTHERS.	TOTAL ...	255	208	47	109	93	14	146	113	33	16	15	1
	0-9	32	19	13	3	1	2	29	18	11
	10-14	11	5	6	5	4	1	4	4	4
	15-19	8	3	5	4	3	1	4	...	4	2	1	1
	20-29	62	52	10	20	19	1	42	33	9	4	4	...
	30 and over	142	129	13	77	71	6	65	58	7	10	10	...

**TABLE VIII-A, PART IV.—CHRISTIANS LITERATE IN ENGLISH
CLASSIFIED BY AGE IN FOUR RACE-GROUPS.**

In this table Christians are divided by race into four classes which are denoted in the column-headings by the symbols AOS, X, Y, RZ, taken from the notation of the system of classification used in Imperial Table XIII. The meanings of the symbols in the terms of that notation are as follows:—

AOS.—Indigenous races (that is, all races of Groups A to O inclusive) and also the Indo-Burman races (which form Group S and include Zerbadis).

X.—Indian and allied races; that is, all races of Group X.

Y.—Christian races; that is, all races of Group Y, namely, European and allied races, Anglo-Indians and Armenians.

RZ.—All others; that is, Chinese (Group R) and the races of Group Z.

NOTE.—The terms *Indian*, etc., above have not the meanings assigned to them in the electoral scheme of 1922.

Age-Group.	The whole Province.				Rangoon Town.				Mandalay City.				Remainder of Divisional Burma.				Eastern States.				
	AOS.	X.	Y.	RZ.	AOS.	X.	Y.	RZ.	AOS.	X.	Y.	RZ.	AOS.	X.	Y.	RZ.	AOS.	X.	Y.	RZ.	
TOTAL	6,114	3,706	12,482	248	877	2,378	5,908	118	259	140	788	80	4,784	1,125	5,448	97	194	64	348	6	
M A L E S	0—10	183	121	842	10	26	87	337	4	20	5	80	3	134	29	417	3	3	..	8	..
	10—15	715	301	981	38	83	195	461	19	39	16	92	6	581	87	417	11	12	3	11	2
	15—20	1,035	354	1,082	30	217	249	560	13	49	9	66	9	745	93	444	6	24	3	12	2
	20—30	1,850	1,070	3,584	70	304	717	1,829	28	81	38	229	7	1,396	302	1,458	35	69	13	68	..
	30 and over.	2,331	1,859	5,993	98	247	1,128	2,721	49	70	72	321	5	1,928	614	2,707	42	86	45	244	3
	TOTAL	3,808	1,022	8,442	87	780	680	4,095	51	178	46	641	3	2,688	290	3,502	82		6	204	1
F E M A L E S	0—10	153	76	932	8	24	47	410	4	7	3	101	..	119	26	414	4	3	..	7	..
	10—15	530	180	1,056	18	88	121	417	11	20	13	117	..	417	45	506	7	5	1	16	..
	15—20	803	476	1,016	11	186	120	509	4	41	9	102	..	562	46	392	7	14	1	13	..
	20—30	1,124	307	2,016	27	268	202	1,082	17	52	9	118	2	781	92	762	8	23	4	54	..
	30 and over.	998	283	3,422	23	214	190	4,677	15	53	12	203	1	704	81	1,428	6	27	..	114	1

IMPERIAL TABLE VIII-B.

Literacy in each District by Religion and Age.

NOTE 1.—This table gives for each district and for the three parts of the Eastern States statistics similar to those of Parts II and III of Imperial Table VIII A. In every district it relates to the same area and population as that table, thus excluding all areas in which the census was by estimate only, but no others.

NOTE 2.—Rangoon Town constitutes a district and statistics are given for it accordingly as for other districts.

NOTE 3.—The figures given for Mandalay District include those of Mandalay City which are given separately immediately below them.

NOTE 4.—The age recorded was the number of completed years. The age-group represented by 5—10 in the table includes all who had completed five but had not yet completed ten years of age; and the other age-groups have a parallel interpretation.

NOTE 5.—In this table all persons belonging to Christian races as well as all professing the Christian religion are included under the description *Christian*. (See Note 3 of Table VI A.)

NOTE 6.—The figures given in each district for Hindus or Mahomedans born in Burma are included in those given for the descriptions *Hindu* and *Mahomedan* respectively. Separate figures are not given for Hindus or Mahomedans born outside Burma.

NOTE 7.—In some cases in which only few persons are concerned the length of the table has been reduced by omitting the details for separate age-groups of a religion and showing only the totals for all ages of each sex.

NOTE 8.—The term *Literate* means able both to read and to write “a letter to or from a friend” in the language with regard to which the term is used. The figures for *Literate* in columns 5, 6 and 7 include all literate in any one or more languages whatsoever, and in particular include those literate in English who are shown separately in columns 11 to 13.

NOTE 9.—Similar statistics for the larger towns are given in Provincial Table VIII; for Buddhists alone similar statistics for the separate townships into which each district is divided are given in Provincial Table VI; and similar statistics for selected races are given for some townships or districts in Provincial Table VII. Imperial Tables VI B, XIII, XV and XVI show relationships between religion and race.



IMPERIAL TABLE VIII B.—Literacy by Religion and Age.

DISTRICT, RELIGION AND AGE.	POPULATION.									Literate in English.			
	Total.			Literate.			Illiterate.			Persons.	Males.	Females.	
	Persons.	Males.	Females.	Persons.	Males.	Females.	Persons.	Males.	Females.				
1	2	3	4	5	6	7	8	9	10	11	12	13	
AKYAB.													
ALL RELIGIONS ...	576,430	309,564	266,866	107,778	95,559	12,219	468,652	214,005	254,647	3,041	2,680	361	
0-10	155,209	77,051	77,258	2,171	1,640	531	153,038	70,311	76,727	77	44	33	
10-15	66,335	35,700	30,635	9,263	7,879	1,384	57,072	27,231	29,251	276	192	84	
15-20	55,982	28,723	27,259	12,974	11,095	1,879	43,008	17,628	25,380	457	385	72	
20-30	102,536	55,503	47,013	25,988	23,206	2,782	76,548	32,297	44,251	891	814	77	
30 and over	196,268	111,687	84,681	57,382	51,729	5,653	138,986	59,948	79,038	1,340	1,245	95	
BUDDHIST ...	315,140	159,722	155,418	92,008	80,678	11,330	223,132	79,014	144,088	1,635	1,449	186	
0-10	76,936	38,497	38,439	1,842	1,420	422	75,094	37,077	38,017	18	13	5	
10-15	36,927	19,122	17,805	8,424	7,219	1,205	28,503	11,903	16,600	185	135	50	
15-20	31,515	15,551	15,064	11,575	9,825	1,750	19,940	5,726	14,214	309	258	51	
20-30	51,077	26,627	27,450	21,495	18,919	2,576	32,582	7,708	24,874	461	417	44	
30 and over	115,685	59,925	55,760	48,672	43,295	5,377	67,013	16,630	50,383	662	626	36	
ANIMIST ...	36,806	19,124	17,682	648	632	16	36,158	18,492	17,666	14	14	...	
0-10	9,535	4,813	4,722	9	8	1	9,526	4,805	4,721	
10-15	4,037	2,197	1,840	32	28	4	4,005	2,109	1,836	
15-20	3,304	1,709	1,755	42	40	2	3,322	1,569	1,753	4	4	...	
20-30	6,408	3,152	3,256	161	159	2	6,247	2,993	3,254	3	3	...	
30 and over	13,462	7,353	6,169	404	397	7	13,058	6,956	6,102	7	7	...	
HINDU ...	14,719	13,401	13,318	5,642	5,552	90	9,077	7,849	1,228	392	378	14	
0-10	852	439	413	35	26	9	817	413	404	6	4	2	
10-15	603	493	110	130	121	9	473	372	101	11	7	4	
15-20	1,394	1,265	129	466	451	15	928	814	114	30	28	2	
20-30	4,751	4,458	293	1,951	1,920	31	2,800	2,538	262	158	155	3	
30 and over	7,119	6,746	373	3,660	3,034	26	4,059	3,712	347	187	184	3	
HINDUS BORN IN BURMA.	1,559	824	725	131	117	14	1,428	717	711	6	3	3	
0-10	589	281	308	11	7	4	578	274	304	2	1	1	
10-15	165	96	69	10	8	2	155	88	67	2	...	2	
15-20	143	64	79	11	8	3	132	56	76	
20-30	238	124	114	27	24	3	211	100	111	1	1	...	
30 and over	424	269	155	72	70	2	352	199	153	1	1	...	
MAHOMEDAN ...	208,061	126,736	92,225	8,893	8,261	632	200,068	108,475	91,593	557	537	20	
0-10	67,760	34,142	33,618	236	164	72	67,524	33,978	33,546	8	7	1	
10-15	24,706	13,857	10,849	626	487	139	24,080	13,370	10,710	31	28	3	
15-20	19,641	10,250	9,391	832	738	94	18,809	9,512	9,297	69	67	2	
20-30	37,091	21,100	15,991	2,226	2,082	144	34,865	19,618	15,247	163	157	6	
30 and over	59,763	37,387	22,376	4,973	4,790	183	54,790	32,597	22,193	286	278	8	
MAHOMEDANS BORN IN BURMA.	177,277	90,494	86,783	4,912	4,331	581	172,365	86,163	86,202	335	317	18	
0-10	66,359	33,369	32,990	218	148	70	66,141	33,221	32,920	8	7	1	
10-15	23,334	12,889	10,445	534	400	134	22,800	12,489	10,311	28	26	2	
15-20	16,630	7,662	8,968	526	439	87	16,104	7,223	8,881	50	48	2	
20-30	27,637	12,640	14,997	956	821	135	26,681	11,819	14,862	85	79	6	
30 and over	43,317	23,934	19,383	2,678	2,523	155	40,639	21,411	19,228	164	157	7	
CHRISTIAN (ALL AGES)	618	428	190	496	356	140	122	72	50	413	276	137	
OTHERS (ALL AGES)	186	153	33	91	80	11	95	73	22	30	26	4	
HILL DISTRICT OF ARAKAN.													
ALL RELIGIONS ...	20,914	10,790	10,124	895	802	93	20,019	9,988	10,031	50	49	1	
0-10	4,539	2,307	2,232	19	11	8	4,520	2,296	2,224	
10-15	2,291	1,218	1,073	63	47	16	2,228	1,171	1,057	
15-20	2,083	984	1,099	106	93	13	1,977	891	1,086	1	1	...	
20-30	3,797	1,924	1,873	315	283	32	3,482	1,641	1,841	29	28	1	
30 and over	8,204	4,357	3,847	392	368	24	7,812	3,989	3,823	20	20	...	
BUDDHIST ...	2,225	1,220	1,005	676	594	82	1,549	626	923	34	34	...	
0-10	539	275	264	16	8	8	523	267	256	
10-15	225	112	113	53	37	16	172	75	97	
15-20	243	130	113	86	74	12	157	56	101	
20-30	400	239	161	199	171	28	201	68	133	22	22	...	
30 and over	818	464	354	322	304	18	496	160	336	12	12	...	
ANIMIST ...	18,054	9,109	8,945	20	20	...	18,034	9,089	8,945	
0-10	3,879	1,962	1,917	3,879	1,962	1,917	
10-15	2,020	1,081	939	2,020	1,081	939	
15-20	1,791	824	967	4	4	...	1,787	820	967	
20-30	3,219	1,544	1,675	2	2	...	3,217	1,542	1,675	
30 and over	7,145	3,698	3,447	14	14	...	7,131	3,684	3,447	
HINDU (ALL AGES)	575	407	168	176	169	7	399	238	161	8	8	...	
MAHOMEDAN (ALL AGES)	46	43	3	11	10	1	35	33	2	
CHRISTIAN (ALL AGES)	14	11	3	12	9	3	2	2	...	8	7	2	

IMPERIAL TABLE VIII B.—Literacy by Religion and Age.

DISTRICT, RELIGION AND AGE.	POPULATION.									Literate in English.		
	Total.			Literate.			Illiterate.			Persons.	Males.	Females.
	Persons.	Males.	Females.	Persons.	Males.	Females.	Persons.	Males.	Females.			
1	2	3	4	5	6	7	8	9	10	11	12	13
ALL RELIGIONS ...	199,873	96,569	103,304	39,743	35,897	3,746	160,230	60,672	99,558	473	444	29
0-10	50,609	25,153	25,456	550	427	123	50,059	24,726	25,333	3	1	1
10-15	22,689	11,763	10,926	3,220	2,812	408	19,469	8,951	10,518	60	54	6
15-20	19,961	9,405	10,556	4,939	4,359	580	15,022	5,046	9,976	89	80	9
20-30	30,281	13,569	16,712	8,299	7,479	820	21,982	6,099	15,883	101	95	6
30 and over	76,333	36,679	39,654	22,635	20,820	1,806	53,698	15,850	37,848	221	214	7
BUDDHIST ...	178,451	84,901	93,550	38,101	34,555	3,546	140,350	50,346	90,004	374	354	20
0-10	45,090	22,416	22,674	514	402	112	44,576	22,004	22,572	3	1	1
10-15	20,266	10,471	9,795	3,091	2,712	379	17,175	7,759	9,416	51	45	6
15-20	17,986	8,415	9,571	4,760	4,215	545	13,226	4,200	9,026	76	70	6
20-30	26,406	11,471	14,935	7,864	7,086	778	18,542	4,365	14,177	78	74	4
30 and over	68,703	32,138	36,565	21,872	20,140	1,732	46,831	11,998	34,833	167	164	3
ANIMIST (ALL AGES)	16,173	8,414	7,759	124	123	1	16,049	8,291	7,758	4	4	...
HINDU ...	684	609	25	352	349	3	282	200	22	22	22	...
0-10	8	7	1	8	7	1
10-15	21	20	1	10	10	...	11	10	1
15-20	53	49	4	33	31	2	20	18	2	1	1	...
20-30	229	218	11	137	136	1	92	82	10	8	8	...
30 and over	323	315	8	172	172	...	151	143	8	13	13	...
HINDUS BORN IN BURMA, 0-10	28	25	3	10	10	...	18	15	3	1	1	...
10-15	5	4	1	5	4	1
15-20
20-30	3	3	...	1	1	...	2	2
30 and over	9	7	2	3	3	...	6	4	2	1	1	...
MAHOMEDAN ...	4,479	2,580	1,899	1,004	833	171	3,475	1,747	1,728	56	53	3
0-10	919	445	474	34	24	10	885	421	464
10-15	497	269	228	107	82	25	390	187	203	8	8	...
15-20	454	246	208	122	97	25	332	149	183	8	8	...
20-30	900	566	334	251	211	40	649	355	294	12	12	...
30 and over	1,709	1,054	655	490	419	71	1,219	635	584	28	25	3
MAHOMEDANS BORN IN BURMA.	3,150	1,485	1,665	956	489	167	2,494	999	1,495	51	49	2
0-10	771	379	392	31	21	10	740	358	382
10-15	394	204	190	91	66	25	303	138	165	8	8	...
15-20	336	149	187	66	71	25	240	78	162	8	8	...
20-30	513	217	296	135	95	40	378	122	256	11	11	...
30 and over	1,136	536	600	303	236	67	833	300	533	24	22	2
CHRISTIAN (ALL AGES)	136	65	71	62	37	25	74	28	46	17	11	6
ALL RELIGIONS ...	112,029	55,304	56,725	27,655	23,851	3,804	84,374	31,453	52,921	602	511	91
0-10	29,645	14,835	14,810	671	472	199	28,974	14,363	14,611	17	13	4
10-15	14,098	7,267	6,831	2,068	2,348	620	11,130	4,919	6,211	71	47	24
15-20	11,629	5,644	5,985	3,946	3,179	767	7,683	2,465	5,218	139	120	19
20-30	17,723	8,393	9,420	6,329	5,447	882	11,394	2,856	8,538	155	135	20
30 and over	38,934	19,255	19,679	13,741	12,405	1,336	25,193	6,850	18,343	220	196	24
BUDDHIST ...	100,878	49,415	51,463	25,415	22,119	3,296	75,463	27,296	48,167	317	267	50
0-10	26,952	13,461	13,491	596	426	170	26,356	13,035	13,321	12	10	2
10-15	12,778	6,581	6,197	2,693	2,172	521	10,085	4,409	5,676	44	39	5
15-20	10,431	5,064	5,367	3,588	2,947	641	6,843	2,117	4,726	78	65	7
20-30	15,758	7,229	8,529	5,772	4,980	792	9,966	2,249	7,717	68	58	10
30 and over	34,959	17,080	17,879	12,766	11,594	1,172	22,193	5,426	16,767	121	105	16
ANIMIST (ALL AGES)	4,568	2,321	2,247	202	174	28	4,366	2,147	2,219	7	5	2
HINDU (ALL AGES)	376	331	45	206	197	9	170	134	36	19	18	1
MAHOMEDAN ...	5,251	2,749	2,502	1,428	1,121	307	3,823	1,628	2,195	188	172	16
0-10	1,305	682	623	60	38	22	1,245	644	601	3	3	...
10-15	642	328	314	199	141	58	443	187	256	17	11	6
15-20	603	297	306	240	165	75	563	132	231	49	44	5
20-30	922	502	420	329	270	59	593	232	361	53	49	4
30 and over	1,779	940	839	600	507	93	1,179	433	746	66	65	1
MAHOMEDANS BORN IN BURMA.	4,698	2,229	2,469	1,160	855	305	3,538	1,374	2,164	175	159	16
0-10	1,390	675	615	60	38	22	1,320	637	683	3	3	...
10-15	621	308	313	194	136	58	427	172	255	17	11	6
15-20	527	223	304	207	132	75	320	91	229	48	43	5
20-30	748	334	414	246	187	59	508	147	355	50	46	4
30 and over	1,512	689	823	453	362	91	1,059	327	732	57	56	1
CHRISTIAN (ALL AGES)	956	488	468	404	240	164	552	248	304	72	49	23

KYAUKTU.

SANDOWAY.

IMPERIAL TABLE VIII.B.—Literacy by Religion and Age.

DISTRICT, RELIGION AND AGE.	POPULATION.									Literate in English.		
	Total.			Literate.			Illiterate.			Persons.	Males.	Females.
	Persons.	Males.	Females.	Persons.	Males.	Females.	Persons.	Males.	Females.			
1	2	3	4	5	6	7	8	9	10	11	12	13
ALL RELIGIONS ...	293,087	156,794	136,289	102,643	79,895	22,748	190,440	76,899	113,541	4,066	3,183	883
0-10	72,991	36,518	36,473	3,437	2,311	1,126	69,554	34,207	35,347	188	107	81
10-15	33,587	17,071	15,916	10,865	7,863	3,002	22,722	9,808	12,914	509	382	127
15-20	29,135	14,619	14,516	13,328	9,552	3,776	15,807	5,067	10,740	538	410	128
20-30	52,894	28,458	24,436	25,748	19,086	6,662	27,146	9,372	17,774	1,148	922	226
30 and over	104,476	59,528	44,948	49,265	41,083	8,182	55,211	18,445	36,766	1,689	1,362	327
BUDDHIST ...	241,481	122,308	119,113	87,039	68,507	19,216	153,844	53,865	99,977	1,377	1,257	120
0-10	63,195	31,505	31,690	2,771	1,917	854	60,424	29,588	30,836	24	16	8
10-15	29,427	15,270	14,157	9,575	7,060	2,515	19,852	8,210	11,642	224	208	16
15-20	24,801	11,984	12,877	11,732	8,510	3,222	13,129	3,474	9,655	215	193	22
20-30	41,262	20,220	21,042	21,721	16,072	5,649	19,541	4,148	15,393	440	403	43
30 and over	82,736	43,389	39,347	41,840	34,944	6,896	40,896	8,445	32,451	468	437	31
ANIMIST ...	3,211	2,358	857	1,007	945	62	2,204	1,413	701	11	11	...
0-10	607	342	265	20	15	5	587	327	260
10-15	248	169	79	52	43	9	195	120	70
15-20	208	143	65	68	58	10	140	85	55	3	3	...
20-30	575	425	150	232	214	18	343	211	132	1	1	...
30 and over	1,573	1,279	294	635	615	20	938	664	274	7	7	...
HINDU ...	24,658	12,872	5,786	4,985	4,465	520	19,673	14,407	5,266	740	678	62
0-10	3,638	1,920	1,718	175	121	54	3,463	1,799	1,664	24	18	6
10-15	1,443	949	494	296	221	75	1,147	728	419	68	54	14
15-20	1,789	1,318	471	435	367	68	1,354	951	403	83	74	9
20-30	6,356	5,136	1,220	1,430	1,275	155	4,926	3,861	1,065	217	201	16
30 and over	11,432	9,549	1,883	2,649	2,481	168	8,783	7,068	1,715	348	331	17
HINDUS BORN IN BURMA.	5,383	3,016	2,167	790	645	145	4,593	2,371	2,222	152	130	22
0-10	2,669	1,360	1,309	116	84	32	2,553	1,276	1,277	17	11	6
10-15	750	441	309	166	122	44	584	319	265	38	28	10
15-20	458	281	177	143	120	23	315	101	154	26	24	2
20-30	717	411	306	183	154	29	534	257	277	41	39	2
30 and over	789	523	266	182	165	17	607	358	249	30	28	2
MAHOMEDAN ...	7,990	5,392	2,599	2,507	2,196	311	5,483	3,195	2,288	243	235	8
0-10	1,706	861	845	100	73	27	1,606	788	818	6	6	...
10-15	717	426	291	211	168	43	506	258	248	22	21	1
15-20	663	434	229	241	195	46	422	239	183	21	20	1
20-30	1,832	1,341	491	744	637	87	1,108	704	404	80	76	4
30 and over	3,072	2,329	743	1,231	1,123	108	1,841	1,200	635	114	112	2
MAHOMEDANS BORN IN BURMA.	3,906	1,950	1,056	937	698	239	2,969	1,252	1,717	98	95	3
0-10	1,517	741	776	76	50	26	1,441	691	750	3	3	...
10-15	514	267	247	143	104	39	371	163	208	12	11	1
15-20	355	173	182	128	95	33	227	78	149	16	16	...
20-30	622	293	329	235	171	64	387	122	265	28	27	1
30 and over	898	476	422	355	278	77	543	198	345	39	38	1
CHRISTIAN ...	15,579	7,688	7,892	6,448	3,740	2,708	9,131	3,948	5,183	1,677	983	692
0-10	3,804	1,866	1,938	367	182	185	3,437	1,684	1,753	132	65	67
10-15	1,749	855	894	729	370	359	1,020	485	535	193	98	95
15-20	1,608	735	873	848	419	429	760	316	444	207	117	90
20-30	2,830	1,311	1,519	1,628	879	749	1,202	432	770	399	236	163
30 and over	5,588	2,921	2,667	2,876	1,890	986	2,712	1,031	1,681	746	469	277
OTHERS (ALL AGES)	164	117	47	57	46	11	107	71	36	18	17	1
HANTHAWADDY.												
ALL RELIGIONS ...	364,624	201,043	163,581	147,388	108,801	38,587	217,236	92,222	124,994	2,137	1,832	305
0-10	99,164	44,878	45,286	6,340	4,167	1,873	83,824	40,411	43,413	76	49	27
10-15	41,472	22,048	19,424	16,343	11,296	5,047	25,129	10,752	14,377	186	151	35
15-20	36,040	18,737	17,303	18,856	12,313	6,543	17,184	6,124	10,760	276	237	39
20-30	67,766	38,724	29,042	30,146	25,940	10,206	31,620	12,784	18,836	710	630	80
30 and over	129,182	76,656	52,526	69,703	54,785	14,918	59,479	21,871	37,608	859	765	124
BUDDHIST ...	293,759	148,754	145,005	130,838	93,442	37,197	163,121	55,313	107,808	1,070	992	78
0-10	77,964	38,482	39,482	5,967	4,201	1,766	71,997	34,281	37,716	18	16	2
10-15	36,285	18,661	17,624	15,375	10,493	4,882	20,910	8,168	12,742	110	98	12
15-20	30,999	14,283	15,816	17,444	11,106	6,338	12,655	3,177	9,478	201	182	19
20-30	49,371	24,096	22,275	30,879	21,060	9,819	18,492	3,036	15,456	376	356	20
30 and over	100,040	53,232	46,808	60,973	46,811	14,392	39,067	6,651	32,416	365	340	25

IMPERIAL TABLE VIII.B.—Literacy by Religion and Age.

DISTRICT, RELIGION AND AGE.	POPULATION.									Literacy in English.		
	Total.			Literate.			Illiterate.			Persons.	Males.	Females.
	Persons.	Males.	Females.	Persons.	Males.	Females.	Persons.	Males.	Females.			
1	2	3	4	5	6	7	8	9	10	11	12	13
HANTHAWADDY—concluded.												
ANIMIST ...	5,202	3,997	1,205	1,619	1,513	106	3,583	2,484	1,099	22	20	2
0—10	931	545	386	7	...	7	924	545	379
10—15	332	224	108	58	44	14	274	180	94
15—20	311	246	65	102	89	13	209	157	52	3	3	...
20—30	1,119	885	231	426	402	24	693	483	210	9	8	1
30 and over	2,709	2,097	612	1,026	978	48	1,183	1,119	364	10	9	1
HINDU ...	47,326	35,365	11,961	9,224	8,799	425	38,102	26,566	11,536	202	201	1
0—10	7,812	4,073	3,739	163	127	36	7,649	3,946	3,703	1	1	...
10—15	3,361	2,245	1,116	449	412	37	2,912	1,833	1,079	9	9	...
15—20	3,859	2,925	894	706	649	57	3,153	2,316	837	17	17	...
20—30	12,461	9,949	2,512	2,987	2,851	136	9,474	7,093	2,376	83	83	...
30 and over	19,833	16,133	3,700	4,919	4,760	159	14,914	11,373	3,541	92	91	1
HINDUS BORN IN BURMA.	12,029	6,498	5,531	1,224	1,084	140	10,805	5,414	5,391	30	29	1
0—10	6,301	3,198	3,103	112	88	24	6,189	3,110	3,079	1	1	...
10—15	1,924	1,102	822	230	206	24	1,694	896	798	6	6	...
15—20	1,073	598	475	183	156	27	892	442	448	5	5	...
20—30	1,546	848	698	372	332	40	1,174	516	658	12	12	...
30 and over	1,185	752	433	327	302	25	858	450	408	6	5	1
MAHOMEDAN	12,811	9,551	3,260	3,900	3,538	362	8,911	5,963	2,948	105	104	1
0—10	2,056	1,042	1,014	69	54	15	1,987	988	999
10—15	977	598	379	264	213	51	713	385	328	2	2	...
15—20	1,306	965	341	400	336	64	906	629	277	7	6	1
20—30	3,714	3,134	610	1,372	1,288	84	2,372	1,846	526	45	45	...
30 and over	4,728	3,812	916	1,795	1,697	98	2,933	2,115	818	51	51	...
MAHOMEDANS BORN IN BURMA.	5,184	2,541	2,643	1,065	809	256	4,119	1,732	2,387	52	51	1
0—10	1,881	938	943	56	43	13	1,825	895	930
10—15	759	406	353	193	143	50	566	263	303	1	1	...
15—20	550	260	290	197	140	57	353	120	233	2	1	1
20—30	834	384	450	299	228	68	538	156	382	22	22	...
30 and over	1,160	553	607	323	255	68	837	298	539	27	27	...
CHRISTIAN ...	5,056	3,028	2,028	1,862	1,339	523	3,224	1,689	1,535	720	499	221
0—10	1,350	710	640	127	80	47	1,223	630	593	56	31	25
10—15	495	307	188	102	131	61	303	176	127	64	41	23
15—20	442	265	177	199	131	68	243	134	109	48	29	19
20—30	934	561	393	447	308	139	507	253	254	188	130	58
30 and over	1,845	1,185	660	897	689	208	948	496	452	364	268	96
OTHERS (ALL AGES)	440	348	92	145	121	24	295	227	68	28	26	2
THARRAWADDY.												
ALL RELIGIONS ...	492,429	246,261	246,168	180,908	145,972	34,936	311,521	100,289	211,232	2,728	2,386	342
0—10	128,516	63,330	65,186	6,756	4,648	2,108	121,760	58,682	63,078	93	65	28
10—15	59,647	30,402	29,245	22,079	16,917	5,162	37,568	13,485	24,083	420	339	81
15—20	52,371	25,139	27,232	26,255	19,747	6,508	26,116	5,392	20,724	542	457	85
20—30	83,866	41,476	42,392	43,653	34,999	9,554	40,213	7,377	32,836	834	746	88
30 and over	168,029	85,914	82,115	82,165	70,561	11,604	85,864	15,353	70,511	836	773	63
BUDDHIST ..	467,558	229,477	238,081	172,945	139,804	33,141	294,613	89,673	204,940	1,234	1,698	136
0—10	124,049	61,018	63,031	6,454	4,473	1,981	117,595	56,545	61,050	49	42	7
10—15	57,673	29,249	28,424	21,308	16,472	4,836	36,365	12,777	23,588	306	265	41
15—20	50,170	23,748	26,422	25,357	19,171	6,186	24,813	4,577	20,236	408	365	43
20—30	78,100	37,329	40,771	41,442	32,414	9,028	36,658	4,915	31,743	599	561	39
30 and over	157,566	78,133	79,433	78,384	67,274	11,110	79,182	10,859	68,323	481	465	16
ANIMIST ...	2,129	1,600	529	796	764	32	1,333	836	497	26	26	...
0—10	398	244	154	18	17	1	380	227	153
10—15	175	116	59	49	35	14	126	81	45
15—20	124	89	35	47	41	6	77	48	29	2	2	...
20—30	367	267	100	167	103	4	202	104	96	11	11	...
30 and over	1,065	884	181	513	508	7	550	376	174	3	3	...

IMPERIAL TABLE VIII.B.—Literacy by Religion and Age.

DISTRICT, RELIGION AND AGE.	POPULATION.									Literate in English.			
	Total.			Literate.			Illiterate.			Persons.	Males.	Females.	
	Persons.	Males.	Females.	Persons.	Males.	Females.	Persons.	Males.	Females.				
1	2	3	4	5	6	7	8	9	10	11	12	13	
THARRAWADDY—concluded.	HINDU	9,179	7,422	1,757	1,896	1,809	87	7,283	5,613	1,670	176	170	6
	0—10	1,073	549	524	31	24	7	1,042	525	517	4	4	...
	10—15	474	323	151	70	61	9	404	262	142	11	11	...
	15—20	675	557	118	149	137	12	526	420	106	15	13	2
	20—30	2,606	2,231	375	657	625	32	1,949	1,606	343	51	49	2
	30 and over	4,351	3,762	589	989	962	27	3,362	2,800	562	95	93	2
	HINDUS BORN IN BURMA.	1,477	805	672	163	137	26	1,314	668	646	37	37	...
	0—10	820	409	411	16	9	7	804	400	404
	10—15	216	119	97	30	24	6	186	95	91	10	10	...
	15—20	106	64	42	28	24	4	78	40	38	8	8	...
	20—30	177	102	75	44	37	7	133	65	68	8	8	...
	30 and over	158	111	47	45	43	2	113	68	45	11	11	...
	MAHOMEDAN	5,421	3,736	1,685	1,672	1,442	230	3,749	2,294	1,455	125	124	1
	0—10	1,093	571	522	56	36	20	1,037	535	502	2	2	...
	10—15	428	253	175	136	98	38	292	155	137	12	12	...
	15—20	546	356	190	171	137	37	372	219	153	15	15	...
	20—30	1,327	971	356	486	414	72	841	557	284	39	38	1
	30 and over	2,027	1,585	442	420	757	63	1,707	828	379	57	57	...
	MAHOMEDANS BORN IN BURMA.	2,594	1,224	1,370	625	417	208	1,969	807	1,162	73	73	...
	0—10	1,014	529	485	43	25	18	971	504	467	2	2	...
10—15	324	166	158	101	68	33	223	98	125	12	12	...	
15—20	278	108	170	92	57	35	186	51	135	11	11	...	
20—30	429	170	259	171	108	66	258	65	193	5	25	...	
30 and over	549	251	298	218	162	56	331	89	242	23	23	...	
CHRISTIAN	8,074	3,970	4,104	3,568	2,122	1,446	4,506	1,848	2,658	569	367	202	
0—10	1,898	946	952	197	98	99	1,701	848	853	38	17	21	
10—15	697	461	436	516	251	265	381	210	171	91	51	40	
15—20	854	387	467	528	261	267	326	126	200	102	62	40	
20—30	1,440	657	783	887	469	418	553	188	365	141	85	56	
30 and over	2,985	1,519	1,466	1,440	1,043	397	1,545	476	1,069	197	152	45	
OTHERS (ALL AGES)	68	56	12	31	31	...	37	25	12	5	5	...	
PEGU.	ALL RELIGIONS	445,620	235,224	210,296	161,883	123,571	38,312	283,737	111,753	171,984	2,614	2,241	373
	0—10	114,045	56,342	57,703	6,469	4,205	2,264	107,576	52,137	55,439	70	62	17
	10—15	52,611	27,619	24,932	18,559	13,543	5,016	34,052	14,136	19,916	278	222	56
	15—20	44,237	21,768	22,169	21,342	14,851	6,491	22,295	6,917	15,978	377	316	61
	20—30	80,274	42,116	38,158	29,979	29,421	10,558	40,295	17,695	27,600	838	716	122
	30 and over	154,453	87,419	67,934	75,534	61,551	13,983	78,909	25,668	53,051	1,042	925	117
	BUDDHIST	378,337	191,185	187,152	147,966	112,003	35,963	230,371	79,182	151,189	1,446	1,318	128
	0—10	99,796	49,082	50,714	6,008	3,890	2,118	93,788	45,192	48,596	37	33	4
	10—15	47,023	22,730	17,452	12,611	4,691	2,957	29,571	11,532	18,039	187	161	26
	15—20	39,006	18,445	20,561	19,928	13,862	6,066	19,078	4,583	14,495	231	214	17
	20—30	65,379	31,875	33,504	36,228	26,332	9,896	29,151	5,543	23,608	469	431	38
	30 and over	127,133	67,490	59,643	68,350	55,158	13,192	58,783	12,332	46,451	522	479	43
	ANIMIST	6,707	4,533	2,174	1,778	1,658	120	4,929	2,875	2,054	12	9	3
	0—10	1,415	763	652	21	16	5	1,394	747	647
	10—15	590	348	242	93	71	22	497	277	220	1	...	1
	15—20	501	320	181	131	112	19	370	208	162	2	1	1
	20—30	1,245	851	394	460	419	41	785	432	353	2	1	1
	30 and over	2,956	2,251	705	1,073	1,040	33	1,883	1,211	672	7	7	...
	HINDU	40,856	27,554	13,302	5,755	5,343	412	35,101	22,211	12,890	475	260	15
	0—10	8,621	4,448	4,173	202	158	44	8,419	4,290	4,129	15	12	3
10—15	3,037	1,913	1,124	340	305	35	2,697	1,608	1,089	18	17	1	
15—20	2,801	1,903	898	424	369	55	2,377	1,534	843	19	17	2	
20—30	9,218	6,452	2,766	1,567	1,447	120	7,651	5,005	2,646	101	95	6	
30 and over	17,179	12,838	4,341	3,222	3,064	158	13,957	9,774	4,183	122	119	3	
HINDUS BORN IN BURMA.	13,483	7,442	6,041	1,091	945	146	12,392	6,497	5,895	76	68	8	
0—10	7,249	3,677	3,572	142	111	31	7,107	3,566	3,541	12	9	3	
10—15	1,062	1,124	838	197	170	27	1,165	954	811	9	8	1	
15—20	1,085	628	457	134	114	20	951	514	437	12	10	2	
20—30	1,553	917	656	291	255	36	1,262	662	600	24	22	2	
30 and over	1,634	1,096	538	327	295	32	1,307	801	506	19	19	...	

IMPERIAL TABLE VIII B.—Literacy by Religion and Age.

DISTRICT, RELIGION AND AGE.	POPULATION.									Literate in English.			
	Total.			Literate.			Illiterate.			Persons.	Males.	Females.	
	Persons.	Males.	Females.	Persons.	Males.	Females.	Persons.	Males.	Females.				
1	2	3	4	5	6	7	8	9	10	11	12	13	
PEGU—concluded.	MAHOMEDAN ...	9,745	6,906	2,749	2,710	2,347	363	7,035	4,649	2,386	285	263	22
	0—10	1,779	871	908	80	59	21	1,699	812	887	7	4	3
	10—15	821	500	301	234	168	66	587	352	235	16	15	1
	15—20	804	618	276	308	248	60	586	370	216	41	39	2
	20—30	2,621	2,057	564	748	648	100	1,873	1,409	464	83	75	8
	30 and over	3,630	2,930	700	1,340	1,224	116	2,290	1,706	584	138	130	8
	MAHOMEDANS BORN IN BURMA.	4,002	1,959	2,043	896	604	292	3,106	1,355	1,751	111	103	8
	0—10	1,566	753	813	62	52	10	1,504	701	803	4	4	...
	10—15	558	298	260	155	93	62	403	205	198	9	8	1
	15—20	418	198	220	151	97	54	267	101	166	18	17	1
	20—30	647	279	368	213	131	82	434	148	286	34	31	3
	30 and over	813	431	382	315	231	84	498	200	298	46	43	3
	CHRISTIAN ...	9,791	4,919	4,872	3,592	2,153	1,439	6,199	2,766	3,433	582	380	202
	0—10	2,398	1,155	1,243	155	81	74	2,243	1,074	1,169	18	12	6
	10—15	1,129	599	530	440	238	202	689	361	328	56	29	27
15—20	1,020	475	545	540	255	285	480	220	260	83	45	38	
20—30	1,776	856	920	954	557	397	822	299	523	180	111	69	
30 and over	3,468	1,834	1,634	1,503	1,022	481	1,965	812	1,153	245	183	62	
OTHERS (ALL AGES)	184	137	47	82	67	15	102	70	32	14	11	3	
PROME.	ALL RELIGIONS ...	371,575	182,803	188,772	126,582	103,457	23,131	244,993	79,352	165,641	1,919	1,691	228
	0—10	89,378	44,028	45,350	4,306	2,762	1,544	85,072	41,260	43,806	50	34	16
	10—15	43,350	21,902	21,448	14,077	10,539	3,538	29,873	11,363	17,910	212	169	43
	15—20	40,587	19,403	21,184	18,353	14,162	4,191	22,234	5,241	16,993	370	308	62
	20—30	66,116	32,095	34,021	30,897	24,732	6,165	35,219	7,363	27,856	604	545	59
	30 and over	132,144	65,375	66,769	58,949	51,256	7,693	73,195	14,119	59,076	683	635	48
	BUDDHIST ...	356,283	172,327	183,956	122,074	99,719	22,355	234,209	72,608	161,601	1,368	1,243	125
	0—10	86,771	42,709	44,062	4,110	2,640	1,470	82,661	40,069	42,592	30	22	8
	10—15	42,301	21,252	21,049	13,777	10,319	3,458	28,524	10,933	17,591	156	121	35
	15—20	39,346	18,640	20,706	17,887	13,835	4,052	21,459	4,805	16,654	285	248	37
	20—30	62,149	29,177	32,972	29,594	23,577	5,927	32,645	5,600	27,045	454	426	28
	30 and over	125,716	60,549	65,167	56,796	49,348	7,448	68,920	11,801	57,119	443	426	17
	ARAKHIST ...	4,274	2,649	1,625	889	798	91	3,385	1,851	1,534	15	14	1
	0—10	836	427	409	34	24	10	802	403	399
	10—15	319	180	139	32	23	9	287	157	130	2	2	...
	15—20	321	176	145	75	61	14	246	115	131	3	2	1
	20—30	918	583	335	237	204	33	681	379	302	4	4	...
	30 and over	1,880	1,283	597	511	480	25	1,309	797	512	6	6	...
	HINDU ...	5,509	4,427	1,082	1,364	1,284	80	4,145	3,143	1,002	115	112	3
	0—10	618	313	305	30	22	8	588	291	297	4	3	1
	10—15	230	180	59	54	47	7	185	133	52	13	13	...
15—20	393	315	78	117	102	15	276	213	63	11	11	...	
20—30	1,751	1,471	280	508	482	26	1,243	989	254	28	27	1	
30 and over	2,508	2,148	360	655	631	24	1,853	1,517	336	59	58	1	
HINDUS BORN IN BURMA.	774	429	345	144	116	28	630	313	317	25	23	2	
0—10	379	171	208	14	9	5	365	162	203	3	2	1	
10—15	87	53	34	20	16	4	67	37	30	5	5	...	
15—20	62	39	23	24	19	5	38	20	18	6	6	...	
20—30	102	65	37	36	28	8	66	37	29	5	5	...	
30 and over	144	101	43	50	44	6	94	57	37	6	5	1	
MAHOMEDAN ...	4,174	2,687	1,487	1,559	1,195	364	2,615	1,492	1,123	178	162	16	
0—10	872	447	425	82	46	36	790	401	389	5	3	2	
10—15	360	222	138	148	110	38	212	112	100	26	24	2	
15—20	393	208	185	184	116	68	209	92	117	41	32	9	
20—30	1,025	728	297	468	361	107	557	367	190	42	41	1	
30 and over	1,824	1,082	442	677	562	115	847	520	327	64	62	2	
MAHOMEDANS BORN IN BURMA.	2,464	1,158	1,306	870	536	334	1,594	622	972	147	121	26	
0—10	818	409	409	74	39	35	744	370	374	5	3	2	
10—15	297	172	125	133	96	37	164	76	88	26	24	2	
15—20	290	122	168	145	82	63	145	40	105	41	30	9	
20—30	410	172	238	219	122	97	191	50	141	31	30	1	
30 and over	649	283	366	299	197	102	350	86	264	44	42	2	

IMPERIAL TABLE VIII.B.—Literacy by Religion and Age.

DISTRICT, RELIGION AND AGE.	POPULATION.									Literate in English.			
	Total.			Literate.			Illiterate.			Persons.	Males.	Females.	
	Persons.	Males.	Females.	Persons.	Males.	Females.	Persons.	Males.	Females.				
1	2	3	4	5	6	7	8	9	10	11	12	13	
HENZADA.													
ALL RELIGIONS ...	550,920	273,430	277,491	210,296	161,837	48,459	34,624	111,602	229,022	6,836	5,193	1,643	
0-10	139,866	68,664	71,161	9,763	6,210	3,553	130,063	62,454	67,609	606	582	24	
10-15	67,375	34,822	32,553	24,551	18,426	6,125	42,824	16,396	26,428	1,288	1,055	233	
15-20	58,361	27,758	30,604	20,008	20,811	8,197	29,354	6,947	22,407	1,387	875	512	
20-30	95,621	45,279	50,342	48,357	36,800	11,557	47,264	8,479	38,785	1,259	1,022	237	
30 and over	189,736	96,906	92,820	98,617	79,597	19,020	91,119	17,326	73,793	2,295	1,659	637	
BUDDHIST ...	555,231	257,027	268,204	200,807	155,096	45,711	124,424	101,931	222,493	6,004	4,584	1,420	
0-10	134,683	65,975	68,708	9,118	5,969	3,148	125,565	63,015	65,550	584	567	17	
10-15	61,998	33,486	31,512	23,738	17,849	5,889	41,260	15,637	25,623	1,158	969	189	
15-20	55,997	26,381	29,614	27,852	20,121	7,731	28,143	6,260	21,883	1,240	777	463	
20-30	89,965	41,376	48,589	45,913	35,035	10,878	44,052	6,341	37,711	1,061	887	174	
30 and over	179,597	89,809	89,781	94,186	76,131	18,055	85,404	13,678	71,726	1,961	1,384	577	
ANIMIST (ALL AGES)	1,970	1,632	338	715	673	42	1,255	959	296	3	3	0	
HINDU ...	6,703	5,712	991	1,746	1,633	113	4,957	4,079	878	130	120	10	
0-10	670	391	279	26	16	10	644	375	269	3	3	1	
10-15	363	289	79	80	63	17	288	226	62	1	1	1	
15-20	540	458	82	138	122	16	402	336	66	13	10	3	
20-30	2,105	1,861	243	608	580	28	1,497	1,282	215	36	34	2	
30 and over	3,020	2,712	308	891	852	48	2,126	1,860	266	77	74	3	
HINDUS BORN IN BURMA.	1,023	622	401	202	160	42	821	462	359	22	20	2	
0-10	437	244	193	16	12	4	421	232	189	3	2	1	
10-15	104	61	43	29	18	11	75	43	32	
15-20	81	44	37	21	14	8	59	30	29	2	2	...	
20-30	147	88	59	47	39	8	100	49	51	4	3	1	
30 and over	254	185	69	88	77	11	166	108	58	13	13	...	
MAHOMEDAN ...	5,211	3,223	1,888	1,616	1,234	292	3,595	1,999	1,596	72	69	3	
0-10	1,220	635	585	57	31	26	1,163	604	559	
10-15	498	263	235	106	60	46	392	203	189	4	3	1	
15-20	451	264	187	194	158	36	257	106	151	14	14	...	
20-30	1,167	791	376	474	386	88	693	405	288	18	16	2	
30 and over	1,875	1,370	505	785	689	96	1,090	681	409	36	36	...	
MAHOMEDANS BORN IN BURMA.	3,055	1,441	1,614	760	501	259	2,295	940	1,355	43	42	1	
0-10	1,127	573	551	49	26	23	1,078	547	531	
10-15	416	199	217	83	40	43	333	159	174	3	3	...	
15-20	295	132	163	141	109	32	154	23	131	10	10	...	
20-30	502	224	298	193	125	74	303	79	224	7	6	1	
30 and over	715	333	382	288	201	87	427	132	295	23	23	...	
CHRISTIAN ...	11,742	5,711	6,031	5,381	3,087	2,292	6,361	2,622	3,736	621	411	210	
0-10	2,983	1,492	1,491	542	191	351	2,441	1,301	1,140	19	13	6	
10-15	1,408	708	700	503	426	167	815	282	533	125	83	42	
15-20	1,246	558	694	781	372	409	465	180	285	119	73	46	
20-30	1,969	896	1,075	1,209	656	553	760	240	520	141	82	59	
30 and over	4,136	2,063	2,073	2,256	1,444	812	1,880	619	1,261	217	160	57	
OTHERS (ALL AGES)	63	34	29	31	22	9	32	22	20	6	6	...	
MYAUNGMYA.													
ALL RELIGIONS ...	370,551	196,757	173,794	128,218	97,282	30,936	242,313	99,475	142,838	1,947	1,567	380	
0-10	94,489	46,729	47,760	4,736	2,926	1,830	89,753	43,823	45,930	59	36	23	
10-15	44,387	23,390	20,997	13,574	9,620	3,954	30,813	13,770	17,043	263	175	88	
15-20	39,021	19,479	19,542	16,927	11,451	5,476	22,091	8,028	14,066	294	234	60	
20-30	67,373	36,165	31,208	31,713	23,163	8,550	35,660	13,002	22,658	602	502	100	
30 and over	125,281	70,994	54,287	61,268	50,142	11,126	64,013	20,852	43,161	729	620	109	
BUDDHIST ...	324,215	165,260	159,055	112,227	85,773	26,054	211,588	79,487	132,101	994	905	89	
0-10	86,009	42,497	43,514	4,118	2,564	1,554	81,891	39,931	41,960	23	19	11	
10-15	40,132	20,916	19,216	12,131	8,807	3,324	28,001	12,109	15,892	137	114	23	
15-20	34,515	16,490	18,025	15,180	10,335	4,845	19,335	6,155	13,180	180	162	18	
20-30	55,665	27,335	28,330	27,371	19,863	7,508	28,294	7,472	20,822	319	300	19	
30 and over	107,994	58,024	49,970	53,927	44,204	9,723	54,067	13,820	40,247	335	317	18	

IMPERIAL TABLE VIII.B.—Literacy by Religion and Age.

DISTRICT, RELIGION AND AGE.	POPULATION.									Literate in English.		
	Total.			Literate.			Illiterate.			Persons.	Males.	Females.
	Persons.	Males.	Females.	Persons.	Males.	Females.	Persons.	Males.	Females.			
1	2	3	4	5	6	7	8	9	10	11	12	13
ANIMIST ...	4,027	3,292	735	1,726	1,624	102	2,301	1,668	633	28	13	...
0—10	566	327	239	39	34	5	527	293	234
10—15	210	141	72	61	50	11	155	91	61	4	4	...
15—20	224	183	41	78	69	9	146	114	32
20—30	883	732	151	391	362	29	492	370	122	5	5	...
30 and over	2,138	1,906	232	1,157	1,109	48	981	797	184	9	9	...
HINDU ...	9,533	8,544	989	2,624	2,551	73	6,909	5,998	916	79	75	4
0—10	541	279	262	30	23	7	511	256	255	1	1	...
10—15	569	483	86	27	22	5	542	461	81	5	4	...
15—20	942	800	142	220	208	18	716	622	94	4	4	...
20—30	3,440	3,205	235	1,030	1,007	23	2,410	2,198	212	32	30	2
30 and over	4,041	3,747	294	1,311	1,291	20	2,730	2,456	274	37	36	1
HINDUS BORN IN BURMA.	863	484	379	95	68	28	767	416	351	7	7	...
0—10	312	118	194	7	4	3	305	114	191
10—15	185	134	51	10	8	2	175	126	49
15—20	66	33	33	23	13	10	43	20	23	1	1	...
20—30	114	99	45	26	21	5	118	78	40	2	2	...
30 and over	156	100	56	30	22	8	126	73	48	4	4	...
MAHOMEDAN ...	11,451	8,990	2,461	2,716	2,481	235	8,735	6,509	2,226	89	85	4
0—10	1,614	800	781	68	44	24	1,576	816	760	1	...	1
10—15	808	507	301	148	117	31	660	390	270	8	7	1
15—20	1,202	924	278	273	242	31	929	682	247	7	6	1
20—30	3,635	3,123	512	927	864	63	2,708	2,250	449	36	35	1
30 and over	4,162	3,576	586	1,300	1,214	86	2,862	2,362	500	37	37	...
MAHOMEDANS BORN IN BURMA.	4,021	1,863	2,158	628	428	200	3,393	1,435	1,958	34	33	1
0—10	1,505	762	743	64	41	23	1,441	721	720
10—15	565	280	285	101	71	30	464	209	255	8	7	1
15—20	437	187	250	101	75	26	336	112	224	6	6	...
20—30	690	285	405	162	109	53	528	176	352	7	7	...
30 and over	824	349	475	200	132	68	624	217	407	13	13	...
CHRISTIAN ...	21,198	10,645	10,553	8,417	4,845	3,572	12,781	5,800	6,981	761	478	283
0—10	5,727	2,766	2,961	481	241	240	5,246	2,525	2,721	34	23	11
10—15	2,662	1,340	1,322	1,207	624	583	1,455	716	739	109	46	63
15—20	2,136	1,050	1,086	1,169	591	573	967	454	513	102	61	41
20—30	3,743	1,763	1,980	1,992	1,065	927	1,751	698	1,053	208	130	78
30 and over	6,930	3,726	3,204	3,568	2,319	1,249	3,362	1,407	1,955	308	218	90
OTHERS (ALL AGES)	27	26	1	8	8	...	19	18	1	6	6	...
ALL RELIGIONS ...	330,106	163,513	161,593	119,629	93,261	26,368	210,477	75,252	135,225	1,561	1,313	248
0—10	85,711	42,633	43,078	4,391	2,941	1,450	81,320	39,692	41,628	32	23	9
10—15	39,946	20,550	19,390	13,629	10,308	3,321	26,317	10,242	16,075	170	139	31
15—20	34,026	16,306	17,720	17,482	11,748	5,734	16,544	4,558	11,986	302	229	73
20—30	57,169	28,337	28,832	29,792	22,060	7,732	27,377	6,277	21,100	488	433	55
30 and over	113,254	60,687	52,567	54,335	46,204	8,131	58,919	14,483	44,436	569	489	80
BUDDHIST ...	302,862	150,413	152,449	111,163	86,808	24,355	191,697	63,605	128,092	1,084	948	144
0—10	80,569	39,988	40,581	4,061	2,730	1,331	76,508	37,258	39,250	25	21	4
10—15	37,454	19,083	18,371	12,782	9,793	2,979	24,672	9,297	15,375	135	108	27
15—20	31,390	14,670	16,726	16,423	11,087	5,336	14,973	3,583	11,390	228	190	38
20—30	50,860	23,736	27,124	27,386	20,206	7,180	23,474	3,530	19,944	341	313	28
30 and over	102,583	52,936	49,647	50,511	42,992	7,519	52,072	9,944	42,128	355	308	47
ANIMIST (ALL AGES)	1,736	1,244	492	431	399	32	1,305	845	460	7	7	...
HINDU ...	6,833	5,954	879	1,844	1,800	44	5,489	4,654	835	64	62	2
0—10	553	294	259	13	11	2	540	283	257
10—15	383	306	77	57	50	7	326	256	70	3	3	...
15—20	640	577	63	112	106	6	528	471	57	4	3	1
20—30	2,130	1,928	202	484	471	13	1,646	1,457	189	16	16	...
30 and over	3,187	2,849	338	678	662	16	2,449	2,187	262	41	40	1
HINDUS BORN IN BURMA.	810	457	353	99	89	10	711	368	343	6	6	...
0—10	397	197	200	8	7	1	389	197	199
10—15	102	50	52	15	11	4	87	39	48	3	3	...
15—20	67	37	30	15	13	2	52	24	28	1	1	...
20—30	96	61	35	20	18	2	76	43	33
30 and over	148	118	30	41	40	1	107	72	35	8	8	...

IMPERIAL TABLE VIII.B.—Literacy by Religion and Age.

DISTRICT, RELIGION AND AGE.	POPULATION.									Literate in English.			
	Total.			Literate.			Illiterate.			Persons.	Males.	Females.	
	Persons.	Males.	Females.	Persons.	Males.	Females.	Persons.	Males.	Females.				
1	2	3	4	5	6	7	8	9	10	11	12	13	
MA-UBIN <i>not included.</i>	MAHOMEDAN ...	6,001	4,350	1,651	1,788	1,597	191	4,213	2,753	1,460	69	66	3
	0-10	1,109	558	551	75	57	18	1,034	501	533	1	...	1
	10-15	505	313	192	111	76	35	394	237	157	4	4	...
	15-20	546	378	168	173	139	34	373	239	134	10	8	2
	20-30	1,605	1,296	309	572	522	50	1,033	774	259	25	25	...
	30 and over	2,236	1,805	431	857	803	54	1,379	1,002	377	29	29	...
	MAHOMEDANS BORN IN BURMA.	2,775	1,331	1,444	630	451	179	2,145	880	1,265	31	29	2
	0-10	1,024	506	518	70	52	18	954	454	500	1	...	1
	10-15	391	212	179	86	54	32	305	158	147	4	4	...
	15-20	392	140	152	99	68	31	193	72	121	8	7	1
	20-30	449	191	258	158	110	48	291	81	210	10	10	...
	30 and over	619	282	337	217	167	50	402	115	287	8	8	...
	CHRISTIAN ...	11,984	5,976	6,008	4,621	2,891	1,730	7,363	3,085	4,278	324	225	99
	0-10	3,033	1,530	1,503	216	122	94	2,817	1,408	1,409	6	2	4
	10-15	1,425	737	688	640	363	277	785	374	411	27	23	4
15-20	1,264	554	710	717	365	352	547	189	358	58	26	32	
20-30	2,108	1,022	1,086	1,174	701	473	934	321	613	101	74	27	
30 and over	4,154	2,133	2,021	1,874	1,340	534	2,280	793	1,487	132	100	32	
OTHERS (ALL AGES)	690	576	114	282	266	16	408	310	98	13	13	...	
PYAPON.	ALL RELIGIONS ...	288,994	156,721	132,273	121,944	90,925	31,019	167,050	65,796	101,254	1,891	1,340	551
	0-10	74,080	36,838	37,242	5,278	3,052	2,226	68,802	33,786	35,016	48	24	24
	10-15	34,468	17,030	15,438	13,409	9,434	3,975	19,059	7,596	11,463	288	169	119
	15-20	29,347	14,950	14,397	16,085	10,930	5,155	13,269	4,020	9,242	315	201	114
	20-30	54,071	30,073	23,998	30,339	21,714	8,625	23,732	8,359	15,373	547	417	130
	30 and over	99,028	57,830	41,198	56,833	45,795	11,038	42,195	12,035	30,160	693	519	164
	BUDDHIST ...	254,072	131,225	122,847	112,179	82,794	29,285	141,893	48,431	93,462	1,269	898	371
	0-10	67,956	33,549	34,407	4,970	2,874	2,096	62,986	30,675	32,311	40	19	21
	10-15	29,793	15,322	14,471	12,686	8,943	3,743	17,107	6,379	10,728	215	126	89
	15-20	26,280	12,739	13,541	15,149	10,203	4,886	11,131	2,470	8,655	227	160	67
	20-30	44,601	22,617	21,984	27,493	19,300	8,193	17,108	3,317	13,791	368	283	85
	30 and over	85,442	46,998	38,444	51,881	41,414	10,467	33,561	5,584	27,977	419	310	109
	ANIMIST ...	3,771	2,298	873	1,529	1,434	95	2,242	1,464	778	13	12	1
	0-10	627	378	249	32	25	7	595	353	242	2	2	...
	10-15	252	163	89	54	44	10	198	119	79
	15-20	286	158	68	74	67	7	152	91	61
	20-30	872	717	155	416	391	25	456	326	130	3	3	...
	30 and over	1,794	1,482	312	953	907	46	841	575	266	8	7	1
	HINDU ...	16,431	12,804	3,627	2,962	2,810	152	13,469	9,994	3,475	94	85	9
	0-10	2,483	1,375	1,108	53	33	20	2,430	1,342	1,088	4	3	2
	10-15	1,132	806	326	154	140	14	978	666	312	4	4	...
	15-20	1,451	1,169	282	265	243	22	1,186	926	260	8	7	1
	20-30	4,820	3,940	880	906	870	36	3,914	3,070	844	30	26	4
	30 and over	6,545	5,514	1,031	1,584	1,524	60	4,961	3,990	971	48	46	2
	HINDUS BORN IN BURMA.	3,279	1,966	1,313	314	266	48	2,965	1,700	1,265	11	9	2
0-10	1,777	972	805	25	16	9	1,752	956	796	3	3	1	
10-15	464	267	197	52	43	9	412	224	188	2	2	...	
15-20	261	163	98	55	44	11	206	119	87	
20-30	384	258	126	68	62	6	316	196	120	1	1	...	
30 and over	393	306	87	114	101	13	279	205	74	5	4	1	
MAHOMEDAN ...	5,640	4,843	797	1,795	1,690	105	3,845	3,153	692	47	47	...	
0-10	546	297	249	37	29	8	509	268	241	1	1	...	
10-15	258	186	72	71	61	10	187	125	62	4	4	...	
15-20	518	431	87	146	129	17	372	302	70	4	4	...	
20-30	2,054	1,861	193	648	609	39	1,406	1,252	154	16	16	...	
30 and over	2,264	2,068	196	893	862	31	1,371	1,206	165	22	22	...	
MAHOMEDANS BORN IN BURMA.	1,248	757	591	364	283	81	984	474	510	15	15	...	
0-10	451	230	221	23	16	7	428	214	214	1	1	...	
10-15	141	74	67	39	29	10	102	45	57	1	1	...	
15-20	149	85	64	50	34	16	99	51	48	4	4	...	
20-30	282	163	119	107	80	27	175	83	92	5	5	...	
30 and over	325	205	120	145	124	21	180	81	99	4	4	...	

IMPERIAL TABLE VIII.—Literacy by Religion and Age.

DISTRICT, RELIGION AND AGE.	POPULATION.									Literate in English.			
	Total.			Literate.			Illiterate.			Persons.	Males.	Females.	
	Persons.	Males.	Females.	Persons.	Males.	Females.	Persons.	Males.	Females.				
1	2	3	4	5	6	7	8	9	10	11	12	13	
PYAPÓN— <i>concl'd.</i>	CHRISTIAN ...	9,054	4,925	4,129	3,462	2,180	1,282	5,592	2,745	2,847	468	298	170
	0—10	2,468	1,339	1,129	186	91	95	2,282	1,148	1,134	1
	10—15	1,033	553	480	444	246	198	589	307	282	65	35	30
	15—20	869	450	419	450	227	223	419	223	196	76	30	46
	20—30	1,707	921	786	862	530	332	845	391	454	130	89	41
	30 and over	2,977	1,762	1,215	1,520	1,086	434	1,457	676	781	196	144	52
	OTHERS (ALL AGES)	26	20	...	17	17	...	9	9
	ALL RELIGIONS ...	381,883	197,505	184,378	106,798	86,635	20,163	275,085	110,870	164,215	3,104	2,414	690
	0—10	93,691	46,996	47,595	3,922	2,627	1,315	89,749	43,469	46,280	177	91	86
	10—15	40,258	24,853	22,005	11,776	8,983	2,793	34,482	15,270	19,212	405	250	155
15—20	38,736	18,493	20,333	13,228	9,865	3,363	25,508	8,538	16,970	436	328	108	
20—30	67,763	34,316	33,447	25,786	20,380	5,406	41,977	13,956	28,021	866	707	159	
30 and over	135,435	74,437	60,998	52,066	44,780	7,286	83,369	29,657	53,712	1,220	1,038	182	
BUDDHIST ...	297,980	149,783	148,197	92,784	76,497	16,287	205,196	73,486	131,910	1,337	1,221	116	
0—10	74,260	36,446	37,814	3,861	2,291	970	70,999	34,155	36,844	38	32	6	
10—15	37,376	19,602	17,774	10,301	8,107	2,194	27,075	11,495	15,580	160	135	25	
15—20	30,577	14,074	16,503	11,520	8,826	2,694	19,057	5,248	13,809	239	219	20	
20—30	50,750	24,337	26,413	17,912	17,481	4,401	38,808	6,856	21,952	408	370	38	
30 and over	105,917	55,324	49,693	45,760	39,792	5,968	59,257	15,538	43,719	492	465	27	
ANIMIST ...	20,699	11,268	9,431	1,300	1,204	96	19,399	10,064	9,335	23	21	2	
0—10	4,881	2,502	2,379	36	21	15	4,845	2,481	2,364	
10—15	2,289	1,224	1,065	90	74	16	2,199	1,150	1,049	3	2	1	
15—20	2,025	972	1,053	103	88	15	1,922	884	1,038	3	3	...	
20—30	3,926	2,072	1,864	331	306	25	3,605	1,766	1,839	8	7	1	
30 and over	7,568	4,498	3,070	740	715	25	6,828	3,783	3,045	9	9	...	
HINDU ...	19,575	13,316	6,259	2,225	2,647	178	16,750	10,660	6,081	254	232	22	
0—10	4,078	1,936	2,142	54	37	17	4,024	1,899	2,125	5	3	2	
10—15	1,348	628	699	113	95	18	1,235	563	672	14	9	5	
15—20	1,604	1,183	421	280	243	37	1,324	940	384	19	15	4	
20—30	4,630	3,543	1,087	1,089	1,029	60	3,541	2,514	1,027	85	78	7	
30 and over	7,915	5,996	1,919	1,289	1,243	46	6,626	4,753	1,873	131	127	4	
HINDUS BORN IN BURMA.	5,995	3,088	2,907	384	316	68	5,611	2,772	2,839	57	46	11	
0—10	3,454	1,577	1,877	42	28	14	3,412	1,549	1,863	3	1	2	
10—15	785	285	500	44	32	12	741	253	488	10	7	3	
15—20	555	371	184	63	49	14	492	322	170	7	6	1	
20—30	568	368	200	122	102	20	446	266	180	20	16	4	
30 and over	633	487	146	113	105	8	520	382	138	17	16	1	
MAHOMEDAN ...	8,163	5,498	2,665	2,076	1,767	309	6,087	3,271	2,816	228	215	13	
0—10	1,475	721	751	70	39	31	1,405	625	720	2	2	...	
10—15	726	421	305	171	123	48	555	298	257	15	12	3	
15—20	816	537	279	232	178	54	584	359	225	29	26	3	
20—30	2,137	1,596	541	655	566	89	1,482	1,030	452	79	77	2	
30 and over	3,009	2,220	789	948	861	87	2,061	1,359	702	103	98	5	
MAHOMEDANS BORN IN BURMA.	4,476	2,152	2,324	1,066	782	284	3,410	1,370	2,040	137	129	8	
0—10	1,417	719	698	66	37	29	1,351	682	669	2	2	...	
10—15	602	316	286	149	104	45	453	212	241	13	10	3	
15—20	451	209	242	162	110	52	289	99	190	25	22	3	
20—30	811	369	442	306	226	80	505	143	362	53	51	2	
30 and over	1,195	539	656	383	305	78	812	234	578	44	44	...	
CHRISTIAN ...	35,442	17,624	17,818	7,795	4,509	3,286	27,647	13,115	14,532	1,250	717	533	
0—10	8,993	4,424	4,509	520	238	222	8,473	4,246	4,227	132	54	78	
10—15	4,516	2,347	2,169	1,098	583	515	3,418	1,764	1,654	219	92	120	
15—20	3,712	1,636	2,076	1,091	529	562	2,691	1,107	1,514	144	64	80	
20—30	6,306	2,766	3,540	1,766	996	770	4,540	1,770	2,770	224	173	111	
30 and over	11,915	6,391	5,524	3,320	2,163	1,157	8,595	4,222	4,373	478	334	144	
OTHERS (ALL AGES)	24	26	8	18	11	7	6	5	1	12	8	4	
SALWEEN.	ALL RELIGIONS ...	50,379	26,811	23,568	2,724	2,328	396	47,655	24,483	23,172	205	182	23
	0—10	13,626	7,106	6,520	72	52	20	13,554	7,054	6,500	7	6	1
	10—15	5,149	2,797	2,352	308	233	75	4,841	2,564	2,277	18	14	4
	15—20	5,106	2,407	2,609	334	261	73	4,772	2,236	2,536	19	13	6
	20—30	9,529	4,652	4,877	722	618	124	8,777	4,034	4,753	68	61	7
	30 and over	16,999	9,759	7,810	1,268	1,164	104	15,701	8,595	7,106	93	88	5

IMPERIAL TABLE VIII B.—Literacy by Religion and Age.

DISTRICT, RELIGION AND AGE.		POPULATION.									Literate in English.		
		Total.			Literate.			Illiterate.					
		Persons.	Males.	Females.	Persons.	Males.	Females.	Persons.	Males.	Females.	Persons.	Males.	Females.
1	2	3	4	5	6	7	8	9	10	11	12	13	
SALWEEN—concd.	BUDDHIST ...	26,327	14,413	11,914	2,102	1,805	297	24,225	12,608	11,617	68	66	2
	0—10	7,255	3,769	3,486	58	44	14	7,197	3,725	3,472	2	2	...
	10—15	2,770	1,536	1,234	261	202	59	2,509	1,334	1,175	6	6	...
	15—20	2,723	1,355	1,368	280	226	54	2,443	1,129	1,314	7	6	...
	20—30	4,800	2,412	2,388	539	449	90	4,261	1,963	2,298	25	25	...
	30 and over	8,779	5,341	3,438	964	884	80	7,815	4,457	3,358	28	27	...
	ANIMIST (ALL AGES)	22,407	11,200	11,207	63	63	...	22,344	11,137	11,207	7	7	...
	HINDU (ALL AGES)	355	307	48	96	94	2	259	213	46	14	14	...
	MAHOMEDAN (ALL AGES)	532	449	83	171	163	8	361	286	75	3	3	...
	CHRISTIAN (ALL AGES)	758	442	316	292	203	89	466	239	227	113	92	21
THATON.	ALL RELIGIONS ...	471,100	245,909	225,191	91,980	72,777	19,203	379,120	173,132	205,988	1,677	1,452	225
	0—10	130,500	65,852	64,648	3,028	2,021	1,007	127,472	63,831	63,641	30	19	11
	10—15	50,243	29,386	26,857	9912	7,358	2,554	46,331	22,028	24,303	119	90	29
	15—20	48,789	23,801	24,988	19,702	9,202	3,500	36,087	14,599	21,488	268	219	49
	20—30	80,568	40,006	40,562	22,922	17,373	5,419	57,776	22,633	35,143	500	497	63
	30 and over	155,000	86,864	68,136	43,546	36,823	6,723	111,454	50,941	61,413	700	627	73
	BUDDHIST ...	430,320	218,580	211,749	84,182	66,063	18,119	346,147	152,517	193,630	1,123	996	127
	0—10	121,904	61,467	60,437	2,815	1,870	945	119,089	59,597	59,492	21	18	9
	10—15	52,722	27,297	25,425	9,321	6,914	2,407	43,401	20,383	23,018	88	64	24
	15—20	45,569	21,788	23,781	11,953	8,648	3,305	33,616	13,140	20,476	210	184	26
	20—30	71,673	33,878	37,195	20,579	15,500	5,079	51,704	18,378	32,710	303	338	25
	30 and over	138,461	74,150	64,311	39,514	33,131	6,383	98,947	41,019	57,928	441	398	43
	ANIMIST (ALL AGES)	2,303	1,615	688	674	605	69	1,629	1,010	619	24	23	1
	HINDU	21,112	14,794	6,318	2,089	2,228	161	18,123	11,966	6,157	144	136	8
	0—10	4,008	2,062	1,946	84	69	15	3,924	1,993	1,931	1	1	...
	10—15	1,606	1,007	599	162	154	8	1,444	853	591	8	8	...
	15—20	1,571	1,112	479	237	220	17	1,334	882	452	7	5	...
	20—30	4,776	3,435	1,341	854	786	68	3,922	2,619	1,273	59	55	4
	30 and over	9,151	7,188	1,963	1,652	1,599	53	7,499	5,579	1,910	69	67	2
	INDUS BORN IN BURMA.	7,921	4,196	3,725	792	713	79	7,129	3,483	3,646	41	37	4
	0—10	3,434	1,704	1,730	72	58	14	3,362	1,646	1,716	1	1	...
	10—15	1,068	597	471	105	99	6	963	498	465	4	4	...
	15—20	783	423	360	129	116	13	654	307	347	4	3	...
	20—30	1,265	640	625	226	194	32	1,039	446	593	19	17	2
	30 and over	1,371	832	539	260	240	14	1,111	586	525	13	12	1
	MAHOMEDAN ...	13,405	8,012	4,493	2,957	2,598	359	10,448	6,314	4,134	151	141	10
	0—10	3,058	1,557	1,501	66	48	18	2,992	1,509	1,483	1	1	...
	10—15	1,193	687	506	218	164	54	975	523	452	11	9	2
	15—20	1,128	672	450	281	220	61	847	452	395	14	10	4
	20—30	3,117	2,151	966	931	817	114	2,186	1,334	852	58	57	1
30 and over	4,909	3,245	1,664	1,461	1,349	112	3,448	2,196	952	67	64	3	
MAHOMEDANS BORN IN BURMA.	8,201	3,997	4,204	1,306	974	332	6,895	3,023	3,872	89	82	8	
0—10	2,963	1,494	1,469	56	38	18	2,907	1,456	1,451	1	1	...	
10—15	1,044	559	485	175	124	51	860	435	434	10	8	...	
15—20	797	370	427	179	122	57	618	248	370	9	6	...	
20—30	1,495	612	883	386	279	107	1,109	333	776	32	32	...	
30 and over	1,902	962	940	510	411	99	1,392	551	841	37	34	...	
CHRISTIAN ...	3,811	1,919	1,891	1,120	636	484	2,691	1,284	1,407	231	153	78	
0—10	1,049	499	550	47	22	25	1,022	477	525	3	2	...	
10—15	503	268	235	155	86	69	348	182	166	12	9	...	
15—20	360	139	221	172	69	103	188	70	118	33	17	...	
20—30	72,821	38,447	34,374	21,973	17,509	4,464	50,848	20,938	29,910	1,618	1,314	282	
30 and over	1,286	746	540	484	336	148	802	410	392	113	89	24	
OTHERS (ALL AGES)	140	88	52	58	47	11	82	41	41	4	3	1	
AMHERST.	ALL RELIGIONS ...	417,910	223,248	194,862	87,989	71,011	16,978	329,921	152,337	177,584	6,004	4,653	1,351
	0—10	110,456	58,805	57,651	2,700	1,743	957	107,756	57,062	56,694	252	113	139
	10—15	49,213	25,614	23,599	8,622	6,215	2,407	40,591	19,399	21,192	788	492	296
	15—20	43,481	21,901	21,580	11,461	8,373	3,088	32,020	13,528	18,492	1,043	761	282
	20—30	72,821	38,447	34,374	21,973	17,509	4,464	50,848	20,938	29,910	1,618	1,314	304
	30 and over	135,939	78,581	57,358	43,233	37,171	6,062	92,706	41,410	51,296	2,303	1,973	330

IMPERIAL TABLE VIII B.—Literacy by Religion and Age.

DISTRICT, RELIGION AND AGE.	POPULATION.									Literate in English.			
	Total.			Literate.			Literate.			Persons.	Males.	Females.	
	Persons.	Males.	Females.	Persons.	Males.	Females.	Persons.	Males.	Females.				
1	2	3	4	5	6	7	8	9	10	11	12	13	
AMHERST—continued.													
BUDDHIST ...	355,475	181,489	173,686	74,210	60,081	14,129	280,905	121,408	150,557	2,966	2,577	389	
0—10	103,044	52,122	51,522	2,123	1,403	720	101,541	50,719	50,802	76	26	50	
10—15	43,342	22,214	21,228	7,359	5,420	1,939	36,083	16,794	19,289	314	234	80	
15—20	37,957	18,498	19,459	9,919	7,290	2,629	28,038	11,208	16,830	589	485	104	
20—30	58,953	28,711	30,239	18,200	14,454	3,746	40,753	14,260	26,493	842	733	109	
30 and over	111,179	59,941	51,238	30,603	31,514	5,093	74,570	28,427	46,143	1,145	1,099	46	
ANIMIST ...	3,442	2,110	996	1,013	917	96	2,309	1,409	900	67	57	10	
0—10	773	455	318	20	14	6	753	441	312	3	2	1	
10—15	305	194	111	79	59	20	226	135	91	10	9	1	
15—20	258	146	112	106	85	21	152	61	91	13	12	1	
20—30	510	374	145	213	209	24	296	165	131	21	17	4	
30 and over	1,587	1,277	310	605	580	25	982	607	375	20	18	2	
HINDU ...	25,415	10,468	5,947	4,304	3,024	380	21,111	15,544	5,567	482	439	43	
0—10	3,296	1,747	1,549	126	84	42	3,170	1,663	1,507	13	7	6	
10—15	1,489	1,029	460	204	167	37	1,285	862	423	32	26	6	
15—20	1,976	1,404	512	361	312	49	1,615	1,152	463	60	51	9	
20—30	6,647	5,285	1,362	1,351	1,234	120	5,293	4,051	1,242	167	155	12	
30 and over	12,007	9,943	2,064	2,259	2,127	132	9,748	7,816	1,932	210	200	10	
HINDUS BORN IN BURMA.	8,083	4,460	3,617	1,195	978	217	6,888	3,488	3,400	197	175	22	
0—10	2,799	1,452	1,347	103	69	34	2,696	1,383	1,313	9	7	2	
10—15	970	582	388	129	100	29	841	482	359	21	17	4	
15—20	820	448	372	159	127	32	661	321	340	37	31	6	
20—30	1,462	764	698	330	267	63	1,132	497	635	70	64	6	
30 and over	2,032	1,220	812	474	415	59	1,558	805	753	60	56	4	
MAHOMEDAN ...	26,678	10,261	10,417	5,213	4,304	911	21,465	11,059	9,506	552	515	37	
0—10	6,919	3,551	3,368	211	132	79	6,708	3,419	3,289	12	8	4	
10—15	2,929	1,648	1,281	428	304	124	2,501	1,344	1,157	53	45	8	
15—20	2,496	1,397	1,099	595	431	164	1,901	966	935	60	58	11	
20—30	5,479	3,165	2,014	1,485	1,234	251	3,994	2,231	1,763	188	180	8	
30 and over	8,855	6,210	2,655	2,494	2,201	293	6,361	3,999	2,362	230	224	6	
MAHOMEDANS BORN IN BURMA.	19,915	9,995	9,920	3,141	2,490	651	16,774	7,699	9,075	413	381	32	
0—10	6,795	3,476	3,319	205	127	78	6,590	3,349	3,241	12	8	4	
10—15	2,751	1,492	1,259	379	260	119	2,372	1,232	1,140	52	45	7	
15—20	2,024	952	1,072	448	288	160	1,576	664	912	58	48	10	
20—30	3,359	1,895	1,464	763	538	225	2,596	926	1,670	106	101	5	
30 and over	4,986	2,611	2,375	1,346	1,083	263	3,640	1,528	2,112	185	179	6	
CHRISTIAN ...	7,074	3,596	3,478	3,175	1,724	1,451	3,899	1,872	4,027	1,919	1,053	866	
0—10	1,793	910	883	216	108	108	1,577	802	775	147	71	76	
10—15	1,043	528	515	549	265	284	494	263	231	376	178	198	
15—20	783	393	393	475	252	223	308	138	170	308	153	155	
20—30	1,192	588	604	697	371	319	502	217	285	397	226	171	
30 and over	2,263	1,180	1,083	1,245	728	517	1,018	452	566	691	425	266	
OTHERS (ALL AGES)	126	88	38	44	33	11	82	55	27	18	12	6	
TAVOY.													
ALL RELIGIONS ...	156,786	80,994	75,792	43,180	35,114	8,066	113,606	45,880	67,726	1,399	1,202	197	
0—10	41,620	20,830	20,790	1,134	723	411	40,486	20,107	20,379	26	13	13	
10—15	19,773	10,347	9,426	4,447	3,077	1,370	15,326	7,270	8,056	119	89	30	
15—20	15,511	7,733	7,778	5,693	4,164	1,529	9,818	3,569	6,249	201	164	37	
20—30	26,412	13,388	13,024	9,735	7,459	2,276	16,777	5,929	10,848	328	267	61	
30 and over	53,470	28,096	24,774	21,271	19,691	2,580	31,199	9,005	22,194	725	669	56	
BUDDHIST ...	145,146	72,612	72,534	39,353	31,926	7,427	105,793	40,686	65,107	813	749	64	
0—10	39,832	19,934	19,898	1,048	676	372	38,784	19,258	19,526	9	6	3	
10—15	18,972	9,999	9,043	4,272	2,972	1,300	14,000	6,957	7,043	81	65	16	
15—20	14,679	7,229	7,450	5,425	3,997	1,428	9,252	3,222	6,030	151	133	18	
20—30	23,311	10,980	10,331	8,474	6,476	1,998	14,837	4,504	10,333	154	134	20	
30 and over	48,358	24,540	23,818	20,134	17,805	2,329	28,218	6,735	21,483	418	411	7	
ANIMIST ...	2,773	2,194	579	992	947	15	1,811	1,247	564	21	19	2	
0—10	342	180	162	2	...	2	340	180	160	
10—15	133	58	75	10	7	3	123	51	72	
15—20	114	58	56	15	14	1	99	44	55	1	...	1	
20—30	607	322	85	258	256	2	349	266	83	8	7	1	
30 and over	1,577	1,376	201	677	670	7	900	706	194	12	12	...	

IMPERIAL TABLE VIII B.—Literacy by Religion and Age.

DISTRICT, RELIGION AND AGE.	POPULATION.									Literate in English.		
	Total.			Literate.			Illiterate.			Persons.	Males.	Females.
	Persons.	Males.	Females.	Persons.	Males.	Females.	Persons.	Males.	Females.			
1	2	3	4	5	6	7	8	9	10	11	12	13
TAVOY—concluded.												
HINDU ...	3,319	2,953	366	867	820	47	2,452	2,133	319	96	92	4
0—10	306	97	109	12	3	9	194	94	100
10—15	104	84	20	18	9	9	86	75	11	2	1	1
15—20	217	185	32	37	33	4	180	152	28	5	5	...
20—30	1,272	1,156	116	336	320	16	936	836	100	37	34	3
30 and over	1,520	1,431	89	464	455	9	1,056	976	80	52	52	...
HINDUS BORN IN BURMA.	284	64	120	54	39	15	230	125	105	16	13	3
0—10	134	69	65	8	3	5	126	66	60
10—15	38	24	14	6	3	3	32	21	11	2	1	1
15—20	11	6	5	4	4	...	7	2	5	1	1	...
20—30	45	22	23	14	8	6	31	14	17	5	3	2
30 and over	56	43	13	22	21	1	34	22	12	8	8	...
MAHOMEDAN ...	2,873	1,844	1,029	1,043	844	199	1,830	1,000	830	66	86	...
0—10	609	314	295	26	20	6	583	294	289
10—15	211	105	106	55	35	20	156	70	86	2
15—20	234	139	95	104	74	30	130	65	65	6	6	...
20—30	725	478	247	349	277	72	376	201	175	32	32	...
30 and over	1,094	808	286	509	438	71	585	370	215	46	46	...
MAHOMEDANS BORN IN BURMA.	1,878	888	990	554	362	192	1,324	526	798	59	59	...
0—10	591	302	289	24	18	6	567	284	283
10—15	197	94	103	50	30	20	147	64	83	2	2	...
15—20	176	81	95	75	45	30	101	36	65	6	6	...
20—30	371	141	230	160	92	68	211	49	162	21	21	...
30 and over	543	270	273	245	177	68	298	93	205	30	30	...
CHRISTIAN ...	2,645	1,371	1,274	940	565	375	1,705	806	899	376	250	126
0—10	623	300	323	46	24	22	577	276	301	17	7	10
10—15	351	170	181	92	54	38	259	116	143	34	21	13
15—20	266	121	145	111	45	66	155	76	79	38	20	18
20—30	491	249	242	214	128	86	277	121	156	96	59	37
30 and over	914	531	383	477	314	163	437	217	220	191	143	48
OTHERS (ALL AGES)	30	20	10	15	12	3	15	8	7	7	6	1
MERGUL.												
ALL RELIGIONS ...	135,465	72,878	62,587	34,958	28,192	6,766	100,507	44,686	55,821	924	851	73
0—10	35,488	17,648	17,840	622	375	247	34,866	17,273	17,593	6	4	2
10—15	16,049	8,464	7,585	2,656	1,895	760	13,393	6,568	6,825	26	19	7
15—20	13,471	6,985	6,486	4,368	3,237	1,131	9,103	3,748	5,355	109	99	10
20—30	25,694	13,826	11,868	9,452	7,392	2,060	16,242	6,434	9,808	312	287	25
30 and over	44,763	25,955	18,808	17,860	15,292	2,568	26,993	10,663	16,240	471	442	29
BUDDHIST ...	104,617	53,200	51,417	29,459	23,798	5,661	75,158	29,402	45,756	542	538	4
0—10	29,072	14,336	14,736	557	334	223	28,515	14,002	14,513	1	1	...
10—15	12,922	6,659	6,263	2,341	1,699	642	10,641	4,960	5,681	13	12	1
15—20	10,506	5,190	5,316	3,825	2,877	948	6,681	2,313	4,368	87	87	...
20—30	18,681	9,159	9,522	7,819	6,115	1,704	10,862	3,044	7,818	189	189	...
30 and over	33,376	17,856	15,520	14,917	12,773	2,144	18,459	5,083	13,376	252	249	3
ANIMIST ...	6,426	4,258	2,168	823	787	36	5,603	3,471	2,132	18	15	...
0—10	1,322	649	673	4	3	1	1,318	646	672
10—15	507	290	217	23	17	6	484	273	211
15—20	411	215	196	25	24	1	386	191	195	1	1	...
20—30	1,147	693	454	132	123	9	1,015	570	445	7	7	...
30 and over	3,039	2,411	628	639	620	19	2,400	1,791	609	7	7	...
HINDU ...	6,613	5,842	771	856	831	25	5,757	5,011	746	49	43	6
0—10	454	277	177	9	7	2	445	270	175
10—15	431	386	45	28	25	2	403	360	43	3	1	2
15—20	773	701	70	81	78	3	692	625	67	3	2	1
20—30	2,416	2,160	256	378	365	13	2,038	1,795	243	12	10	2
30 and over	2,539	2,316	223	360	355	5	2,179	1,961	218	31	30	1
HINDUS BORN IN BURMA.	296	166	130	21	17	4	275	149	126	3	1	2
0—10	168	70	98	1	...	1	167	70	97
10—15	27	15	12	3	2	1	24	13	11	1	...	1
15—20	10	4	6	10	4	6
20—30	51	39	12	9	7	2	48	38	10	1	...	1
30 and over	40	38	2	8	8	...	32	30	2	1	1	...

IMPERIAL TABLE VIII B.—Literacy by Religion and Age.

DISTRICT, RELIGION AND AGE.	POPULATION.									Literate in English.		
	Total.			Literate.			Illiterate.			Persons.	Males.	Females.
	Persons.	Males.	Females.	Persons.	Males.	Females.	Persons.	Males.	Females.			
I	2	3	4	5	6	7	8	9	10	11	12	13
MERGUI—concluded.												
MAHOMEDAN ...	21,645	6,270	5,375	2,140	1,734	415	9,496	4,536	4,960	1	...	1
0—10	2,923	1,515	1,408	16	15	1	2,977	1,500	1,477
10—15	1,330	689	641	118	76	42	1,212	613	599
15—20	1,215	593	622	211	155	86	974	438	536	1	...	1
20—30	2,252	1,208	1,044	606	487	119	1,646	721	925
30 and over	3,925	2,265	1,660	1,168	1,001	167	2,757	1,274	1,493
MAHOMEDANS BORN IN BURMA.	10,086	5,057	5,029	1,677	1,262	415	8,409	3,795	4,614	1	...	1
0—10	2,887	1,497	1,390	16	15	1	2,871	1,482	1,389
10—15	1,277	649	628	115	73	42	1,162	576	586
15—20	1,111	524	587	29	133	86	892	391	501	1	...	1
20—30	1,792	831	961	449	330	119	1,343	591	842
30 and over	3,019	1,556	1,463	878	711	167	2,141	815	1,296
CHRISTIAN ...	6,153	3,297	2,859	1,666	1,037	629	4,487	2,260	2,227	316	254	62
0—10	1,717	871	846	36	16	20	1,681	855	826	5	3	2
10—15	799	440	359	146	78	68	653	362	291	10	6	4
15—20	564	282	282	195	102	93	369	180	189	17	9	8
20—30	1,195	603	592	515	300	215	680	303	377	103	80	23
30 and over	1,878	1,101	777	774	541	233	1,104	560	544	181	156	25
OTHERS (ALL AGES)	11	11	...	5	5	...	6	6	...	1	1	...
THAYETMYO.												
ALL RELIGIONS ...	255,406	125,283	130,123	78,302	68,248	10,054	177,104	57,035	120,069	822	733	89
0—10	63,574	31,141	32,433	2,165	1,519	646	61,409	20,622	31,787	24	15	9
10—15	30,801	15,440	15,355	7,978	6,635	1,343	22,823	8,811	14,012	116	94	22
15—20	26,793	12,766	14,027	10,431	8,867	1,564	16,317	3,799	12,518	146	115	31
20—30	41,612	19,841	21,771	17,299	15,416	2,483	23,713	4,425	19,288	223	207	16
30 and over	92,611	46,089	46,522	29,779	35,811	3,968	52,842	10,278	42,564	313	302	11
BUDDHIST ...	239,726	116,712	123,014	75,937	66,281	9,656	163,789	50,431	113,358	524	494	30
0—10	60,043	29,295	30,748	2,083	1,475	608	57,955	27,720	30,235	12	10	2
10—15	29,153	14,577	14,576	7,770	6,486	1,284	22,667	8,091	14,576	71	63	8
15—20	25,299	12,295	13,004	10,260	8,705	1,555	15,039	3,300	11,739	111	92	19
20—30	38,702	18,202	20,494	17,024	14,457	2,367	21,178	3,351	18,127	145	144	1
30 and over	86,529	42,527	44,002	38,595	34,758	3,837	47,934	7,769	40,165	185	185	...
ANIMIST ...	11,269	5,725	5,541	783	713	70	10,485	5,012	5,474	5	4	1
0—10	2,653	1,317	1,336	10	6	4	2,643	1,311	1,332
10—15	1,292	657	635	63	59	13	1,229	607	622	1	1	...
15—20	1,145	553	592	69	59	10	1,076	494	582
20—30	1,882	922	960	174	154	20	1,708	763	945	2	1	1
30 and over	4,297	2,216	2,084	467	444	23	3,830	1,832	1,998	2	2	...
HINDU ...	1,046	1,405	541	469	435	33	1,477	969	508	52	43	9
0—10	346	169	177	5	5	...	341	164	177	3	3	...
10—15	121	83	41	28	21	7	96	62	34	7	2	5
15—20	132	85	47	27	25	2	105	60	45	4	3	1
20—30	460	355	105	153	140	13	307	215	92	16	13	3
30 and over	884	713	171	250	245	15	628	468	160	22	22	...
HINDUS BORN IN BURMA (ALL AGES).	667	365	302	81	68	13	586	297	289	18	12	6
MAHOMEDAN ...	1,994	1,177	817	841	630	211	1,153	547	606	100	99	1
0—10	447	224	223	46	29	17	401	195	206	1	1	...
10—15	181	103	78	85	58	27	96	45	51	14	14	...
15—20	168	93	75	87	56	31	81	37	44	7	7	...
20—30	471	297	174	276	216	60	195	81	114	26	25	1
30 and over	727	400	327	347	271	76	380	189	191	52	52	...
MAHOMEDANS BORN IN BURMA.	1,461	679	782	543	339	204	918	340	578	79	79	...
0—10	432	211	221	45	28	17	387	183	204	1	1	...
10—15	169	94	75	81	54	27	88	40	48	14	14	...
15—20	140	85	75	72	41	31	68	24	44	7	7	...
25—30	282	117	165	150	91	59	132	26	106	22	22	...
30 and over	438	192	246	195	125	70	243	67	176	35	35	...
CHRISTIAN (ALL AGES)	465	261	204	270	186	84	195	75	120	139	91	48
OTHERS (ALL AGES)	6	3	3	2	2	...	4	1	3	2	2	...

IMPERIAL TABLE VIII B.—Literacy by Religion and Age.

DISTRICT, RELIGION AND AGE.	POPULATION.									Literate in English.			
	Total.			Literate.			Illiterate.			Persons.	Males.	Females.	
	Persons.	Males.	Females.	Persons.	Males.	Females.	Persons.	Males.	Females.				
1	2	3	4	5	6	7	8	9	10	11	12	13	
PAKOKKU.													
ALL RELIGIONS ...	478,771	223,437	241,888	123,464	111,458	11,006	342,307	112,485	229,822	948	808	50	
0-10	121,637	61,458	61,179	2,950	2,210	740	121,687	59,248	62,439	50	49	50	
10-15	52,714	26,854	25,860	11,584	9,711	1,873	41,160	17,143	24,017	67	62	5	
15-20	6,986	21,592	25,394	16,048	13,750	2,298	30,938	7,812	23,096	135	126	9	
20-30	74,650	35,238	39,412	28,858	26,063	2,795	45,792	9,175	36,617	282	258	24	
30 and over	166,751	78,801	87,953	64,724	59,724	4,300	102,730	19,077	83,653	414	403	11	
BUDDHIST ...	400,158	220,465	230,663	121,206	110,434	11,862	337,862	110,061	227,801	781	759	22	
0-10	123,518	60,878	62,640	2,927	2,108	719	20,591	57,680	61,911	48	48	...	
10-15	52,250	26,577	25,673	11,534	9,677	1,857	40,716	16,990	23,816	63	60	3	
15-20	46,557	21,356	25,201	15,949	13,676	2,273	30,668	7,680	22,988	121	117	4	
20-30	73,592	34,491	39,111	28,492	25,741	2,751	45,010	8,750	36,260	237	226	11	
30 and over	164,331	77,193	87,138	63,394	59,142	4,252	100,937	18,051	82,886	312	308	4	
ANIMIST (ALL AGES)	3,345	1,750	1,580	164	151	3	3,181	1,595	1,586	6	5	1	
HINDU (ALL AGES)	842	702	140	361	321	30	481	371	110	37	35	2	
MAHOMEDAN (ALL AGES)	1,022	701	321	380	346	43	633	355	278	27	27	...	
CHRISTIAN (ALL AGES)	305	211	97	211	148	63	97	63	34	93	68	25	
OTHERS (ALL AGES)	96	78	18	43	38	5	53	40	13	4	4	...	
MINBU.													
ALL RELIGIONS ...	274,302	134,495	130,807	56,157	70,059	9,408	188,145	57,836	130,309	708	659	49	
0-10	65,056	31,887	33,169	1,870	1,421	449	63,180	30,466	32,720	9	9	...	
10-15	31,851	15,071	15,880	8,135	7,334	1,501	23,116	8,737	14,379	95	91	14	
15-20	29,233	14,101	15,132	11,923	10,318	1,605	17,310	3,783	13,527	136	123	13	
20-30	46,713	22,809	23,924	20,582	18,231	2,351	26,131	4,578	21,553	232	222	10	
30 and over	101,449	49,727	51,722	43,947	39,455	3,592	58,402	10,272	48,130	236	224	12	
BUDDHIST ...	205,885	129,039	136,846	84,537	75,195	9,342	181,548	53,844	127,504	535	507	28	
0-10	63,253	30,950	32,303	1,836	1,406	430	61,417	29,544	31,873	6	6	...	
10-15	31,086	15,543	15,543	8,641	7,168	1,473	22,445	8,375	14,070	87	75	12	
15-20	28,480	13,671	14,818	11,782	10,200	1,582	16,707	3,471	13,236	120	110	10	
20-30	44,881	21,488	23,393	20,067	17,755	2,312	24,814	3,733	21,081	174	172	2	
30 and over	98,176	47,387	50,789	42,211	38,666	3,545	55,965	8,721	47,244	148	144	4	
ANIMIST ...	4,860	2,620	2,240	312	288	24	4,548	2,332	2,216	6	6	...	
0-10	1,305	685	620	5	3	2	1,300	682	618	
10-15	553	281	272	16	10	6	537	271	266	
15-20	488	248	240	42	39	3	446	209	237	3	3	...	
20-30	828	468	360	86	83	3	742	385	357	2	2	...	
30 and over	1,686	938	748	163	153	10	1,523	785	738	1	1	...	
HINDU ...	1,995	1,752	243	669	652	17	1,326	1,100	226	34	34	...	
0-10	187	104	83	187	104	83	
10-15	83	61	22	22	18	4	61	43	18	
15-20	134	110	24	39	37	2	95	73	22	3	3	...	
20-30	625	573	52	227	221	6	398	352	46	13	13	...	
30 and over	960	904	62	381	376	5	585	528	57	18	18	...	
HINDUS, BORN IN BURMA (ALL AGES)	270	101	109	31	27	4	230	134	105	
MAHOMEDAN ...	1,228	842	381	455	384	71	768	458	310	42	37	5	
0-10	210	108	138	28	8	14	201	100	124	
10-15	100	67	33	38	27	11	68	40	22	4	3	1	
15-20	101	60	41	46	35	11	55	30	7	7	5	2	
20-30	286	216	70	139	123	16	147	93	54	10	10	...	
30 and over	400	391	99	210	191	19	280	200	80	21	19	2	
MAHOMEDANS BORN IN BURMA ...	684	345	339	217	158	59	467	187	280	28	23	5	
0-10	235	103	132	20	8	12	215	95	120	
10-15	85	54	31	36	25	11	49	29	20	4	3	1	
15-20	70	38	38	35	24	11	41	14	27	7	5	2	
20-30	123	67	58	58	45	13	67	22	45	5	5	...	
30 and over	163	83	80	68	56	12	95	27	68	12	10	2	
CHRISTIAN (ALL AGES)	174	118	56	170	91	39	44	27	17	78	62	16	
OTHERS (ALL AGES)	165	124	41	54	49	5	111	75	36	13	13	...	

IMPERIAL TABLE VIII.B.—Literacy by Religion and Age.

DISTRICT, RELIGION AND AGE.	POPULATION.									Literate in English.		
	Total.			Literate.			Illiterate.			Persons.	Males.	Females.
	Persons.	Males.	Females.	Persons.	Males.	Females.	Persons.	Males.	Females.			
1	2	3	4	5	6	7	8	9	10	11	12	13
ALL RELIGIONS ...	423,252	211,686	211,566	134,475	124,809	9,666	288,777	86,877	201,900	2,141	1,008	23,7
0—10	104,681	52,310	52,371	3,023	2,442	581	101,658	49,808	51,799	60	30	30
10—15	49,449	24,961	24,488	11,185	9,854	1,331	38,264	15,107	23,157	82	60	13
15—20	44,850	21,355	23,495	18,844	17,141	1,703	26,006	4,214	21,792	213	190	23
20—30	73,533	37,286	36,247	33,507	30,961	2,546	40,026	6,325	33,701	748	490	58
30 and over	150,729	75,774	74,965	67,916	64,411	3,505	82,823	11,363	71,460	1,038	929	109
BUDDHIST ...	410,548	200,865	209,683	128,081	119,496	9,185	281,607	81,669	200,468	1,225	1,146	79
0—10	103,488	51,666	51,822	2,887	2,349	538	100,601	49,317	51,284	25	10	15
10—15	48,981	24,650	24,334	11,034	9,748	1,286	37,950	14,992	23,048	60	53	7
15—20	43,806	20,504	23,302	18,443	16,802	1,641	25,363	3,702	21,661	172	157	15
20—30	69,217	33,453	35,764	31,400	29,105	2,385	37,727	4,348	33,379	498	466	9
30 and over	145,053	70,592	74,461	64,827	61,492	3,335	80,226	9,100	71,126	476	440	36
ANIMIST (ALL AGES)	629	533	90	315	304	11	314	229	85	9	8	1
HINDU ...	7,243	6,669	574	2,902	2,826	76	4,341	3,843	498	146	138	8
0—10	410	242	168	34	20	5	376	213	163	2	...	2
10—15	206	163	43	62	52	10	144	111	33	5	5	...
15—20	647	585	62	207	196	11	440	389	51	8	8	...
20—30	2,634	2,476	158	1,049	1,023	26	1,585	1,453	132	45	40	5
30 and over	3,346	3,203	143	1,550	1,526	24	1,796	1,677	119	86	85	1
HINDUS BORN IN BURMA.	607	562	245	197	137	30	440	225	215	20	17	3
0—10	269	147	122	12	10	2	257	137	120	1	...	1
10—15	61	34	27	21	13	8	40	21	19	3	3	...
15—20	53	24	29	23	16	7	30	8	22	3	3	...
20—30	114	72	42	57	49	8	57	23	34	7	6	1
30 and over	110	85	25	54	49	5	56	36	20	6	5	1
MAHOMEDAN ...	3,521	2,748	773	1,039	1,495	144	1,882	1,251	629	105	100	5
0—10	505	267	238	41	33	8	464	234	230
10—15	174	105	69	49	33	16	125	72	53	2	1	1
15—20	290	202	88	131	108	23	159	91	68	17	16	1
20—30	1,179	995	184	623	569	54	556	426	130	30	27	3
30 and over	1,373	1,179	194	795	752	43	578	427	151	56	56	...
MAHOMEDANS BORN IN BURMA.	1,708	687	581	427	330	107	831	537	474	60	59	1
0—10	428	223	205	33	20	7	395	797	198
10—15	135	73	62	35	21	14	100	52	48	1	1	...
15—20	135	62	73	57	39	18	78	23	55	8	7	1
20—30	256	134	122	135	97	38	121	37	84	23	23	...
30 and over	314	195	119	177	147	30	137	48	89	28	38	...
CHRISTIAN ...	1,153	716	407	866	621	245	287	125	162	647	508	139
0—10	186	93	93	53	25	28	133	68	65	32	20	12
10—15	51	22	29	29	13	16	22	9	13	14	9	5
15—20	64	26	38	46	19	27	18	7	11	15	8	7
20—30	300	185	115	247	169	78	53	16	37	174	130	44
30 and over	552	420	132	491	395	96	61	25	36	412	341	71
OTHERS (ALL AGES)	158	125	33	72	67	5	86	58	28	9	8	1
PAKOKKU HILL TRACTS.	20,043	9,840	10,203	243	231	12	19,800	9,609	10,191	13	12	1
0—10	6,209	3,114	3,095	1	1	...	6,208	3,113	3,095
10—15	1,920	1,060	860	32	30	2	1,888	1,030	858
15—20	1,705	889	816	30	27	3	1,675	862	813
20—30	3,765	1,659	2,106	108	105	3	3,657	1,554	2,103	6	5	1
30 and over	6,444	3,118	3,326	72	68	4	6,372	3,030	3,342	7	7	...
ANIMIST (ALL AGES)	19,712	9,590	10,113	78	78	...	19,634	9,521	10,113
HINDU ...	183	143	40	75	75	...	108	68	40	3	3	...
0—10	39	18	21	39	18	21
10—15	9	7	2	9	7	2
15—20	1	1	1	1	1
20—30	68	61	7	42	42	...	26	19	7	2	2	...
30 and over	66	56	10	32	32	...	34	24	10	1	1	...
HINDU (ALL AGES)	183	143	40	75	75	...	108	68	40	3	3	...
MAHOMEDAN (ALL AGES)	8	8	8	8	8	...	5	2	3	3	3	...
CHRISTIAN (ALL AGES)	12	7	4	7	5	2	4	2	2	4	2	1

IMPERIAL TABLE VIII.B.—Literacy by Religion and Age.

DISTRICT, RELIGION AND AGE.	POPULATION.									Literate in English.			
	Total.			Literate.			Illiterate.			Persons.	Males.	Females.	
	Persons.	Males.	Females.	Persons.	Males.	Females.	Persons.	Males.	Females.				
1	2	3	4	5	6	7	8	9	10	11	12	13	
MANDALAY.													
ALL RELIGIONS ...	356,621	182,999	173,622	146,271	115,832	30,439	210,350	67,167	143,183	9,354	7,054	2,300	
0-10	72,820	35,386	37,434	4,897	3,120	1,777	67,923	32,266	35,657	645	363	282	
10-15	37,161	18,491	18,670	14,052	10,349	3,703	23,109	8,142	14,967	1,115	729	386	
15-20	36,792	18,520	18,272	18,375	13,863	4,512	18,447	4,717	13,700	1,328	970	358	
20-30	70,976	38,863	32,113	38,691	30,758	7,933	32,285	8,105	24,180	2,979	2,474	505	
30 and over	138,872	71,679	67,193	70,256	57,742	12,514	68,616	13,937	54,679	3,287	2,518	769	
BUDDHIST ...	299,227	146,205	153,122	123,001	98,122	24,879	176,326	48,083	128,243	2,618	2,311	307	
0-10	62,462	30,170	32,292	3,771	2,499	1,272	58,691	27,671	31,020	61	39	22	
10-15	32,628	16,058	16,570	12,160	9,196	2,964	20,466	6,862	13,606	319	252	67	
15-20	31,605	15,469	16,136	15,903	12,191	3,712	15,702	3,278	12,424	471	395	76	
20-30	55,832	27,943	27,889	31,391	24,849	6,452	24,531	3,071	21,437	948	883	65	
30 and over	116,800	56,565	60,235	59,866	49,387	10,479	56,934	7,178	49,756	819	742	77	
ANIMIST ...	2,698	2,301	397	1,231	1,156	75	1,467	1,145	322	30	28	2	
0-10	251	127	124	13	10	3	238	117	121	
10-15	79	58	21	21	20	4	55	38	17	1	1	...	
15-20	277	240	37	91	83	8	186	157	29	4	3	1	
20-30	1,074	984	90	490	466	24	584	518	66	14	13	1	
30 and over	1,017	892	125	613	577	36	404	315	89	11	11	...	
HINDU ...	22,061	15,591	6,470	7,435	6,634	801	14,626	8,957	5,669	1,174	1,103	71	
0-10	3,476	1,745	1,731	167	114	53	3,309	1,631	1,678	30	21	9	
10-15	1,310	751	559	402	306	96	908	445	463	106	98	8	
15-20	1,752	1,147	605	609	484	125	1,143	663	480	113	101	12	
20-30	6,479	5,031	1,448	2,740	2,445	295	3,739	2,586	1,153	408	381	27	
30 and over	9,044	6,917	2,127	3,517	3,285	232	5,527	3,632	1,895	517	502	15	
HINDUS BORN IN BURMA.	7,261	3,499	3,762	1,802	1,207	405	5,459	2,102	3,357	266	244	22	
0-10	2,811	1,375	1,436	120	82	38	2,691	1,293	1,398	15	9	6	
10-15	868	458	410	269	206	63	599	252	347	73	69	4	
15-20	670	314	356	257	190	67	413	124	289	45	43	2	
20-30	1,102	543	559	490	345	145	612	198	414	88	80	8	
30 and over	1,810	809	1,001	666	574	92	1,144	235	909	45	43	2	
MAHOMEDAN ...	23,209	13,065	9,544	8,211	6,062	2,149	14,998	7,003	7,995	681	640	41	
0-10	4,663	2,356	2,307	206	174	122	4,367	2,182	2,185	39	38	1	
10-15	2,131	1,145	986	667	440	227	1,464	705	759	69	55	14	
15-20	2,104	1,162	942	902	625	277	1,202	537	665	78	73	5	
20-30	5,415	3,509	1,906	2,411	1,798	613	3,004	1,711	1,293	224	215	9	
30 and over	8,896	5,493	3,403	3,935	3,025	910	4,961	2,408	2,493	271	259	12	
MAHOMEDANS BORN IN BURMA.	16,571	7,815	8,756	5,685	3,643	2,042	10,886	4,172	6,714	445	422	33	
0-10	4,427	2,218	2,209	276	160	116	4,151	2,058	2,093	39	38	1	
10-15	1,905	1,010	895	618	388	220	1,357	622	735	62	48	14	
15-20	1,645	776	869	733	469	264	912	307	605	65	61	4	
20-30	3,047	1,379	1,668	1,490	911	579	1,557	468	1,089	145	138	7	
30 and over	5,487	2,432	3,055	2,578	1,715	863	2,909	717	2,192	134	127	7	
CHRISTIAN ...	8,229	4,506	3,823	5,067	3,498	2,469	2,362	1,008	1,354	4,730	2,886	1,844	
0-10	1,769	882	887	615	303	312	1,154	579	575	496	256	240	
10-15	962	444	518	780	371	409	182	73	109	608	313	295	
15-20	992	515	477	838	457	381	154	58	96	649	389	260	
20-30	1,948	1,231	717	1,653	1,117	536	295	114	181	1,308	969	399	
30 and over	2,658	1,434	1,224	2,081	1,250	831	577	184	393	1,609	959	650	
OTHERS ...	997	721	266	426	360	66	571	371	200	221	86	35	
0-10	199	106	93	35	20	15	164	86	78	19	9	10	
10-15	51	35	16	19	16	3	32	19	13	12	10	2	
15-20	62	47	15	32	23	9	30	24	6	13	9	4	
20-30	228	105	63	96	83	13	132	82	50	17	13	4	
30 and over	457	378	79	244	218	26	213	160	53	60	45	15	
MANDALAY CITY.													
ALL RELIGIONS ...	248,927	77,763	71,154	72,697	53,200	19,497	76,220	24,563	51,657	5,202	4,032	1,170	
0-10	26,754	12,743	14,011	2,339	1,393	946	24,415	11,350	13,065	319	181	138	
10-15	14,081	6,818	7,263	6,633	4,493	2,140	7,448	2,325	5,123	643	433	210	
15-20	15,019	7,944	7,075	9,934	6,290	2,738	5,985	1,648	4,337	757	540	217	
20-30	32,098	18,471	13,637	20,009	14,921	5,088	12,089	3,550	8,539	1,030	1,376	254	
30 and over	60,965	31,287	29,178	34,682	26,097	8,585	26,283	5,690	20,593	1,853	1,502	351	

IMPERIAL TABLE VIII B.—Literacy by Religion and Age.

DISTRICT, RELIGION AND AGE.	POPULATION									Literate in English		
	Total.			Literate.			Illiterate.			Persons.	Males.	Females.
	Persons.	Males.	Females.	Persons.	Males.	Females.	Persons.	Males.	Females.			
1	2	3	4	5	6	7	8	9	10	11	12	13
MANDALAY CITY—concluded.												
BUDDHIST ...	115,154	56,811	58,343	58,766	42,830	15,936	56,388	13,981	42,407	2,024	1,808	216
0—10	20,907	9,819	11,088	1,738	1,066	672	19,169	8,753	10,416	42	29	13
10—15	11,272	5,377	5,895	5,502	3,824	1,678	5,770	1,553	4,217	242	199	43
15—20	11,913	6,266	5,647	7,569	5,391	2,178	4,344	875	3,469	370	314	56
20—30	23,555	12,464	11,091	15,822	11,677	4,145	7,733	787	6,946	733	686	47
30 and over	47,507	22,885	24,622	28,135	20,872	7,263	19,372	2,013	17,359	637	580	57
ANIMIST ..	1,612	1,320	202	879	815	64	733	505	228	22	20	2
0—10	192	98	94	12	9	3	180	89	91
10—15	62	47	15	21	17	4	41	30	11	1	1	...
15—20	129	100	29	60	53	7	69	47	22	4	3	1
20—30	411	359	52	263	245	18	148	114	34	9	8	1
30 and over	818	716	102	523	491	32	295	225	70	8	8	...
HINDU ...	10,995	7,434	3,561	3,710	3,269	441	7,285	4,165	3,120	517	481	36
0—10	1,663	811	852	66	49	17	1,597	762	835	12	7	5
10—15	704	387	317	221	167	54	483	220	263	43	38	5
15—20	892	538	354	315	247	68	577	291	286	40	35	5
20—30	3,136	2,382	754	1,334	1,154	180	1,802	1,228	574	181	167	14
30 and over	4,600	3,316	1,284	1,774	1,652	122	2,826	1,664	1,162	241	234	7
HINDUS BORN IN BURMA.	4,582	2,112	2,470	1,249	981	268	3,333	1,131	2,202	129	118	11
0—10	1,344	629	715	43	34	9	1,301	595	706	5	2	3
10—15	518	259	259	153	112	41	395	147	248	20	26	3
15—20	429	185	244	151	112	39	278	73	205	19	18	1
20—30	821	400	421	363	250	113	458	150	308	49	46	3
30 and over	1,470	639	831	539	473	66	931	166	765	27	26	1
MAHOMEDAN .	16,273	9,638	6,735	6,218	4,523	1,695	10,155	5,115	5,040	494	462	32
0—10	3,012	1,538	1,474	197	120	77	2,815	1,418	1,397	30	35	1
10—15	1,471	746	725	449	288	161	1,022	458	564	46	36	10
15—20	1,552	819	733	664	432	232	888	387	501	54	51	3
20—30	3,989	2,667	1,322	1,836	1,374	462	2,153	1,291	860	162	155	7
30 and over	6,349	3,868	2,481	3,072	2,309	763	3,277	1,559	1,718	196	185	11
MAHOMEDANS BORN IN BURMA	11,546	5,335	6,211	4,243	2,618	1,625	7,303	2,717	4,586	345	317	28
0—10	2,855	1,448	1,407	188	112	76	2,667	1,336	1,331	36	35	1
10—15	1,359	657	702	410	254	156	949	403	546	42	32	10
15—20	1,203	523	680	537	313	224	666	210	456	48	45	3
20—35	2,126	964	1,162	1,096	653	443	1,030	311	719	112	105	7
30 and over	4,003	1,743	2,260	2,012	1,286	726	1,991	457	1,534	107	100	7
CHRISTIAN ...	4,160	2,083	2,077	2,877	1,560	1,317	1,283	523	760	2,080	1,217	863
0—10	868	413	455	302	137	165	566	276	290	219	108	111
10—15	537	237	300	427	187	240	110	50	60	303	153	150
15—20	494	190	304	413	164	249	81	26	55	285	133	152
20—30	801	484	377	697	422	275	164	62	102	536	355	181
30 and over	1,400	759	641	1,038	650	388	362	109	253	737	468	269
OTHERS ...	623	477	146	247	203	44	376	274	102	65	44	21
0—10	112	64	48	24	12	12	88	52	36	10	2	8
10—15	35	24	11	13	10	3	22	14	8	8	6	2
15—20	39	31	8	13	9	4	26	22	4	4	4	...
20—30	126	115	31	57	49	8	89	66	23	9	5	4
30 and over	291	243	48	140	123	17	151	120	31	34	27	7
BHAMO.												
ALL RELIGIONS	112,960	56,888	56,072	16,849	14,661	2,188	96,111	42,227	53,884	431	385	46
0—10	24,605	12,127	12,478	361	256	105	24,244	11,871	12,373	8	5	3
10—15	12,309	6,319	5,990	1,539	1,200	339	10,770	5,119	5,651	29	22	7
15—20	11,087	5,574	5,513	2,212	1,834	378	8,875	3,740	5,135	61	55	6
20—30	20,712	10,827	9,885	4,457	3,821	636	16,255	7,006	9,249	147	131	16
30 and over	44,247	22,041	22,206	8,280	7,550	730	35,967	14,491	21,476	186	172	14
BUDDHIST ...	85,822	28,193	27,629	13,876	12,091	1,785	41,946	16,102	25,844	151	142	9
0—10	13,495	6,623	6,872	957	183	74	13,238	6,440	6,798	1	...	1
10—15	6,597	3,298	3,299	1,236	987	249	5,361	2,311	3,050	15	10	5
15—20	5,491	2,751	2,740	1,783	1,483	300	3,708	1,268	2,440	30	27	3
20—30	9,493	4,896	4,597	3,498	2,977	521	5,995	1,919	4,076	51	51	...
30 and over	20,746	10,625	10,121	7,102	6,461	641	13,044	4,164	8,880	54	54	...

IMPERIAL TABLE VIII B.—Literacy by Religion and Age.

DISTRICT, RELIGION AND AGE.	POPULATION.									Literate in English.			
	Total.			Literate.			Illiterate.			Persons.	Males.	Females.	
	Persons.	Males.	Females.	Persons.	Males.	Females.	Persons.	Males.	Females.				
1	2	3	4	5	6	7	8	9	10	11	12	13	
BHAMO—continued.	ANIMIST ...	48,359	22,850	25,509	390	500	30	47,963	22,490	25,473
	0—10	9,665	4,768	4,897	23	17	6	9,642	4,751	4,891
	10—15	5,031	2,937	2,394	92	85	7	4,939	2,552	2,387
	15—20	4,734	2,242	2,492	67	61	6	4,667	2,181	2,486
	20—30	8,801	4,105	4,696	100	93	13	8,695	4,012	4,683
	30 and over	20,128	9,098	11,030	108	104	4	20,020	8,994	11,026
	HINDU ...	1,397	1,097	300	577	525	52	820	572	248	72	71	1
	0—10	192	102	90	8	7	1	184	95	89
	10—15	53	28	25	23	15	8	30	13	17	4	4	...
	15—20	94	60	34	41	29	12	53	31	22	5	5	...
	20—30	526	454	72	183	167	16	343	287	56	29	28	1
	30 and over	532	453	79	322	307	15	210	146	64	34	34	...
	HINDUS BORN IN BURMA.	315	183	132	25	53	22	240	130	110	15	15	15
	0—10	155	87	68	4	4	...	151	83	68
	10—15	37	18	19	18	11	7	19	7	12	2	2	...
	15—20	30	17	19	19	11	8	17	6	11	3	3	...
	20—30	43	27	16	15	12	3	28	15	13	6	6	...
30 and over	44	34	10	19	15	4	25	19	6	4	4	...	
MAHOMEDAN ...	1,970	1,541	419	567	496	71	1,393	1,045	348	30	29	1	
0—10	245	128	117	7	4	3	238	124	114	
10—15	102	64	38	29	16	13	73	48	25	1	1	...	
15—20	203	151	52	92	75	17	111	76	35	8	8	...	
20—30	658	567	91	164	146	18	494	421	73	4	4	...	
30 and over	752	631	121	275	255	20	477	376	101	17	16	1	
MAHOMEDANS BORN IN BURMA.	581	292	289	164	110	54	417	182	235	18	18	...	
0—10	206	103	103	6	4	2	200	99	101	
10—15	74	42	32	21	11	10	53	31	22	1	1	...	
15—20	64	32	32	38	24	14	26	8	18	8	8	...	
20—30	92	45	47	43	27	13	52	18	34	4	4	...	
30 and over	145	70	75	59	44	15	86	26	60	5	5	...	
CHRISTIAN ...	4,052	2,059	1,996	775	571	204	3,277	1,485	1,792	151	119	32	
0—10	827	401	426	61	32	19	766	359	407	7	5	2	
10—15	486	267	219	141	83	58	345	154	161	6	4	2	
15—20	421	240	181	152	113	39	269	127	142	17	11	3	
20—30	779	403	376	234	185	49	545	218	327	54	40	14	
30 and over	1,539	745	794	187	148	39	1,352	597	755	67	56	11	
OTHERS (ALL AGES)	1,370	1,151	219	658	618	40	712	533	179	27	24	3	
MYITKYNA.	ALL RELIGIONS ...	118,382	63,419	54,991	10,811	15,404	1,407	101,571	48,915	53,556	557	500	57
	0—10	24,960	12,351	12,009	370	273	97	24,590	12,078	12,512	16	12	4
	10—15	11,857	6,050	5,807	1,178	1,016	162	10,679	5,034	5,645	29	20	9
	15—20	12,087	6,175	5,912	1,775	1,582	193	10,312	4,593	5,719	59	54	5
	20—30	23,699	13,292	10,393	4,584	4,228	356	19,109	9,064	10,042	202	188	14
	30 and over	45,788	25,551	20,837	8,994	8,305	599	36,884	17,246	19,638	251	226	25
	BUDDHIST ...	39,960	21,587	18,373	12,627	11,505	1,118	27,337	10,082	17,255	131	129	2
	0—10	9,420	4,662	4,758	274	198	76	9,146	4,464	4,682
	10—15	4,204	2,197	2,097	940	820	120	3,264	1,287	1,977
	15—20	4,032	2,003	2,029	1,493	1,336	157	2,539	667	1,872	14	14	...
	20—30	7,358	4,130	3,228	3,082	2,814	268	4,276	1,316	2,960	54	54	...
	30 and over	14,946	8,685	6,201	6,834	6,337	497	8,112	2,348	5,764	62	61	1
	ANIMIST ...	66,927	34,135	32,792	516	501	15	66,411	33,634	32,777	1	1	...
	0—10	13,179	6,492	6,687	1	13,178	6,492	6,686
	10—15	6,710	3,391	3,316	10	10	...	6,700	3,384	3,316
	15—20	7,162	3,672	3,490	30	29	1	7,132	3,643	3,489
	20—30	13,208	6,817	6,391	153	147	6	13,055	6,670	6,385	1	1	...
30 and over	26,668	13,760	12,908	322	315	7	26,340	13,445	12,901	
HINDU ...	8,829	5,080	2,849	2,811	2,899	132	5,998	3,281	2,717	224	215	9	
0—10	1,875	948	927	69	58	11	1,806	800	916	7	7	...	
10—15	718	401	317	139	118	21	579	283	295	17	14	3	
15—20	673	379	391	179	160	19	494	219	275	34	33	1	
20—30	2,458	1,893	565	1,101	1,062	39	1,347	831	526	90	86	4	
30 and over	3,105	2,359	746	1,343	1,301	42	1,766	1,058	704	76	75	1	

IMPERIAL TABLE VIII.—Literacy by Religion and Age.

DISTRICT, RELIGION AND AGE.	POPULATION.									Literate in English.			
	Total.			Literate.			Illiterate.			Persons.	Males.	Females.	
	Persons.	Males.	Females.	Persons.	Males.	Females.	Persons.	Males.	Females.				
1	2	3	4	5	6	7	8	9	10	11	12	13	
MYITKYINA—concluded.	HINDUS BORN IN BURMA. 0—10	2,606	1,330	1,276	336	299	46	2,270	1,040	1,230	70	64	6
	10—15	1,569	786	776	52	46	6	1,510	740	770	5	5	...
	15—20	498	282	216	105	91	14	393	191	202	14	11	3
	20—30	279	139	140	88	75	13	191	64	127	26	25	1
	30 and over	176	87	89	71	69	9	105	25	80	23	22	1
	MAHOMEDAN ...	1,283	899	384	407	357	50	876	542	334	59	59	...
	0—10	241	127	114	7	6	1	234	121	113
	10—15	101	66	35	23	19	4	78	47	31	4	4	...
	15—20	79	47	32	27	23	4	52	24	28	5	5	...
	20—30	340	254	86	131	110	21	209	144	65	22	22	...
	30 and over	522	405	117	219	199	20	303	206	97	28	28	...
	MAHOMEDANS BORN IN BURMA.	548	262	286	134	89	45	414	173	241	27	27	...
	0—10	215	111	104	5	4	1	210	107	103
	10—15	81	50	31	18	14	4	63	36	27	3	3	...
	15—20	46	20	26	15	11	4	31	9	22	4	4	...
	20—30	95	39	56	44	25	19	51	14	37	10	10	...
	30 and over	111	42	69	52	35	17	59	7	52	10	10	...
	CHRISTIAN (ALL AGES)	995	536	459	318	234	84	677	302	375	132	86	46
OTHERS (ALL AGES)	388	222	166	116	103	8	272	174	98	10	10	...	
KATHA.	ALL RELIGIONS ...	253,725	128,444	125,281	74,640	66,630	8,010	179,076	61,814	117,262	840	729	111
	0—10	63,360	31,095	32,265	1,647	1,301	346	61,713	29,794	31,919	19	18	7
	10—15	28,638	14,390	14,248	7,595	6,542	1,053	21,043	7,818	13,195	40	33	7
	15—20	25,228	12,130	13,098	9,528	8,058	1,470	15,700	4,072	11,628	98	80	18
	20—30	43,538	21,949	21,589	18,039	15,830	2,209	25,499	6,119	19,380	271	236	35
	30 and over	92,961	48,880	44,081	37,840	34,899	2,941	55,121	13,981	41,140	412	368	44
	BUDDHIST ...	236,886	117,983	118,903	71,407	63,784	7,623	165,479	54,199	111,280	432	400	32
	0—10	59,758	29,305	30,453	1,584	1,265	319	58,174	28,040	30,134	10	8	2
	10—15	27,260	13,653	13,607	7,437	6,434	1,003	19,823	7,219	12,604	21	17	4
	15—20	23,821	11,299	12,522	9,236	7,823	1,413	14,585	3,476	11,109	59	55	4
	20—30	39,858	19,515	20,343	17,032	14,938	2,094	22,826	4,577	18,249	156	143	13
	30 and over	86,189	44,211	41,978	36,118	33,324	2,794	50,071	10,887	39,184	185	177	8
	ANIMIST ...	9,620	5,362	4,258	598	570	28	9,022	4,792	4,230	10	10	...
	0—10	2,232	1,119	1,113	11	9	2	2,221	1,110	1,111
	10—15	906	464	442	12	9	3	894	455	439
	15—20	838	468	370	58	54	4	780	414	366	3	3	...
	20—30	1,847	1,041	806	172	165	7	1,675	876	799
	30 and over	3,797	2,270	1,527	345	333	12	3,452	1,937	1,515	7	7	...
	HINDU ...	3,990	2,935	1,055	1,267	1,162	106	2,723	1,774	949	115	108	7
	0—10	757	383	374	17	4	13	740	379	361	1
	10—15	221	135	86	47	34	13	174	101	73	3	3	...
	15—20	254	166	88	78	63	15	176	103	73	10	7	3
	20—30	1,054	816	238	423	387	36	631	429	202	41	39	2
	30 and over	1,704	1,435	269	702	678	29	1,002	762	240	60	59	1
HINDUS BORN IN BURMA. 0—10	870	480	390	105	75	30	765	405	360	19	16	3	
10—15	556	289	267	14	4	10	542	285	257	1	
15—20	124	69	55	25	15	10	99	54	45	1	1	...	
20—30	53	32	21	18	11	7	35	21	14	7	5	...	
30 and over	62	32	30	22	20	2	40	18	22	7	7	...	
MAHOMEDAN ...	2,478	1,620	858	941	773	168	1,537	847	690	65	57	8	
0—10	502	234	268	21	15	6	481	219	262	1	
10—15	202	105	97	80	50	30	122	55	67	6	6	...	
15—20	216	124	92	102	79	23	114	45	69	8	7	...	
20—30	558	395	163	264	218	46	294	177	117	12	12	...	
30 and over	1,000	762	238	474	411	63	526	351	175	38	32	6	
MAHOMEDANS BORN IN BURMA.	1,382	624	758	467	304	163	915	320	595	25	22	3	
0—10	461	205	256	20	14	6	441	191	250	1	
10—15	177	84	93	74	44	30	103	40	63	6	6	...	
15—20	260	78	82	77	54	23	83	21	59	8	7	...	
20—30	235	94	141	113	67	46	122	27	95	8	8	...	
30 and over	349	163	186	123	125	58	166	38	128	12	11	1	
CHRISTIAN (ALL AGES)	744	537	207	432	338	94	312	199	113	212	123	65	
OTHERS (ALL AGES)	7	7	...	4	4	...	3	3	...	1	1	...	

IMPERIAL TABLE VIII B.—Literacy by Religion and Age.

DISTRICT, RELIGION AND AGE.	POPULATION.									Literate in English.			
	Total.			Literate.			Illiterate.			Persons.	Males.	Females.	
	Persons.	Males.	Females.	Persons.	Males.	Females.	Persons.	Males.	Females.				
1	2	3	4	5	6	7	8	9	10	11	12	13	
PUTAO.	ALL RELIGIONS ...	7,673	4,144	3,529	1,260	1,664	96	5,913	2,480	3,433	70	66	4
	0—10	1,484	771	713	14	12	2	1,470	759	711
	10—15	775	422	353	134	131	3	641	291	350	1	1	...
	15—20	762	392	3,0	188	184	4	574	208	366	4	3	1
	20—30	1,753	1,104	649	578	543	35	1,175	561	614	40	38	2
	30 and over	2,899	1,455	1,444	846	794	52	2,053	661	1,392	25	24	1
	BUDDHIST ...	6,123	2,892	3,231	1,095	1,029	66	5,028	1,863	3,165	14	14	...
	0—10	1,319	689	630	5	5	...	1,314	684	630
	10—15	713	384	329	115	114	1	598	270	328
	15—20	647	313	334	171	171	...	476	142	334	2	2	...
	20—30	1,067	595	562	268	248	20	799	257	542	5	5	...
	30 and over	2,377	1,001	1,376	536	491	45	1,841	510	1,331	7	7	...
	ANIMIST (ALL AGES)	463	401	62	28	28	...	435	373	62
	HINDU (ALL AGES)	997	779	218	583	561	22	414	218	196	26	24	2
	MAHOMEDAN (ALL AGES)	31	27	4	10	9	1	21	18	3	5	5	...
CHRISTIAN (ALL AGES)	32	24	8	23	20	3	9	4	5	16	14	2	
OTHERS (ALL AGES)	27	21	6	21	17	4	6	4	2	9	9	...	
SHWEDO.	ALL RELIGIONS ...	391,284	184,708	206,576	114,609	105,890	8,779	276,505	78,818	197,797	1,043	880	163
	0—10	56,234	45,813	50,421	3,021	2,510	511	93,213	43,303	49,910	15	11	4
	10—15	45,763	22,454	23,309	11,255	9,918	1,337	34,508	18,536	21,972	100	74	26
	15—20	40,657	18,966	21,691	15,090	13,576	1,490	25,661	5,360	20,192	157	126	31
	20—30	63,605	29,626	34,009	26,207	24,206	2,301	37,158	5,450	31,708	352	284	68
	30 and over	144,995	67,819	77,146	58,790	55,659	3,171	86,175	12,160	74,015	419	385	34
	BUDDHIST ...	378,464	177,347	201,217	110,595	102,413	8,182	297,869	74,934	192,935	603	515	88
	0—10	93,151	44,314	48,137	2,879	2,399	480	90,272	41,915	48,357	7	6	1
	10—15	44,406	21,736	22,670	10,826	9,600	1,226	33,580	18,136	21,444	69	49	20
	15—20	39,594	18,378	21,126	14,670	13,281	1,389	24,834	5,097	19,737	125	105	20
	20—30	61,070	28,047	33,023	25,383	23,246	2,137	35,687	4,801	30,886	211	176	35
	30 and over	140,333	64,872	75,461	56,837	52,887	2,950	83,496	10,985	72,511	191	179	12
	ANIMIST (ALL AGES)	385	305	83	162	156	6	226	149	77	1	1	...
	HINDU ...	2,538	1,925	613	824	760	55	1,714	1,256	558	141	134	7
	0—10	403	330	23	24	15	9	439	215	224	2	2	...
	10—15	17	80	47	30	21	9	97	59	38	12	10	2
	15—20	132	93	39	30	34	2	96	59	37	8	8	...
	20—30	667	531	136	263	245	18	404	286	118	38	33	5
	30 and over	1,149	921	158	471	454	17	678	537	141	81	81	...
	HINDUS BORN IN BURMA.	603	332	272	91	77	14	512	254	258	24	23	1
	0—10	356	168	188	16	11	5	340	157	183	2	2	...
	10—15	81	44	37	17	10	7	64	34	30	8	7	1
	15—20	38	25	13	10	10	...	28	15	13	5	5	...
	20—30	54	38	16	22	22	...	32	16	16	5	5	...
	30 and over	74	56	18	26	24	2	48	39	16	4	4	...
MAHOMEDAN ...	7,610	3,922	3,688	2,083	1,863	220	5,527	2,059	3,468	62	59	3	
0—10	2,025	981	1,044	81	73	8	1,944	908	1,036	
10—15	964	427	467	270	224	46	694	273	421	2	2	...	
15—20	771	372	399	250	206	44	521	166	355	5	4	1	
20—30	1,348	727	621	513	461	52	835	266	569	19	18	1	
30 and over	2,502	1,345	1,157	669	609	70	1,533	446	1,087	36	35	1	
MAHOMEDANS BORN IN BURMA.	6,592	3,023	3,569	1,671	1,460	211	4,921	1,563	3,358	26	23	3	
0—10	1,958	923	1,035	80	72	8	1,878	851	1,027	
10—15	928	465	463	262	216	46	666	249	417	2	2	...	
15—20	606	308	382	225	183	42	471	125	346	4	3	1	
20—30	1,058	476	582	395	345	50	663	131	532	12	11	1	
30 and over	1,952	851	1,101	709	644	65	1,243	207	1,036	8	7	1	
CHRISTIAN ...	2,009	1,016	993	855	560	295	1,254	456	698	209	145	64	
0—10	491	237	254	33	30	13	458	217	241	6	3	3	
10—15	236	128	114	117	64	53	119	58	61	14	10	4	
15—20	201	84	117	115	55	60	86	29	57	17	7	10	
20—30	404	220	184	255	172	83	149	48	101	74	48	26	
30 and over	677	353	324	335	249	86	342	104	238	98	77	21	
OTHERS (ALL AGES)	275	293	82	150	129	21	125	64	61	27	26	1	

IMPERIAL TABLE VIII.B.—Literacy by Religion and Age.

DISTRICT, RELIGION AND AGE.	POPULATION.									Literate in English.		
	Total.			Literate.			Illiterate.			Persons.	Males.	Females.
	Persons.	Males.	Females.	Persons.	Males.	Females.	Persons.	Males.	Females.			
1	2	3	4	5	6	7	8	9	10	11	12	13
SAGAING.												
ALL RELIGIONS ...	326,908	155,054	171,854	95,193	82,478	12,915	221,715	72,776	158,939	944	803	141
0—10	84,517	41,423	43,094	2,820	2,100	720	81,697	39,323	42,374	36	21	15
10—15	38,133	18,934	19,199	10,850	8,805	2,045	27,283	10,129	17,154	126	94	32
15—20	33,568	15,107	18,461	13,543	11,110	2,437	20,025	4,291	15,734	169	142	27
20—30	53,546	24,882	28,664	22,032	18,054	3,978	31,514	6,228	25,286	266	224	42
30 and over	117,144	54,408	62,736	45,718	41,603	4,345	71,146	12,805	58,391	347	322	25
BUDDHIST ...	321,016	151,524	169,492	93,109	80,746	12,363	227,907	70,778	157,129	614	540	74
0—10	83,130	40,733	42,397	2,740	2,029	711	80,384	38,574	41,810	22	13	9
10—15	37,629	18,769	18,860	10,078	8,099	1,979	26,551	9,970	16,581	108	85	23
15—20	33,036	15,127	17,909	13,091	10,961	2,130	19,745	4,103	15,642	126	112	14
20—30	52,291	24,067	28,224	21,434	18,211	3,223	30,857	5,856	25,001	166	148	18
30 and over	114,930	52,928	62,002	44,960	40,813	4,147	69,970	12,115	57,855	192	182	10
ANIMIST ...	97	84	13	45	43	2	52	41	11	3	2	1
HINDU (ALL AGES)	1,056	1,382	574	540	485	55	1,416	897	519	112	96	15
HINDUS BORN IN BURMA (ALL AGES)	674	355	319	138	107	31	536	248	288	27	17	10
MAHOMEDAN ...	2,312	1,563	1,248	1,008	726	282	1,803	837	966	78	78	...
0—10	698	333	365	34	17	17	664	316	348	2	2	...
10—15	274	148	126	99	71	28	175	77	98	4	4	...
15—20	301	158	143	149	93	56	152	65	87	18	18	...
20—30	589	362	227	293	213	80	297	149	147	24	24	...
30 and over	949	562	387	433	332	101	516	230	286	30	30	...
MAHOMIDANS BORN IN BURMA.	2,272	1,079	1,293	802	524	278	1,470	555	915	55	55	...
0—10	682	321	361	34	17	17	648	304	344	2	2	...
10—15	250	126	124	91	64	27	159	62	97	4	4	...
15—20	254	118	136	129	73	56	125	45	80	16	16	...
20—30	387	178	209	211	133	78	176	45	131	17	17	...
30 and over	639	336	303	337	237	100	362	99	263	16	16	...
CHRISTIAN (ALL AGES).	948	446	502	456	248	208	492	198	294	132	82	50
OTHERS (ALL AGES)	80	55	25	35	30	5	45	25	20	7	6	1
LOWER CHINDWIN.												
ALL RELIGIONS ...	342,880	156,697	186,187	92,997	83,914	8,779	250,287	72,779	177,408	576	492	85
0—10	87,110	42,236	44,874	2,651	2,032	619	84,459	40,204	44,255	45	12	33
10—15	39,399	19,711	19,689	10,587	9,127	1,460	28,203	10,581	17,622	67	58	9
15—20	33,070	14,792	18,278	11,707	10,373	1,334	21,703	14,419	16,844	88	79	9
20—30	52,504	22,992	29,512	19,722	17,294	2,428	32,782	5,498	27,284	166	147	19
30 and over	130,806	57,162	73,644	47,906	45,088	2,818	82,840	12,071	70,769	210	195	15
BUDDHIST ...	340,065	154,557	185,508	91,476	82,877	8,599	248,589	71,680	176,909	411	365	46
0—10	86,029	41,908	44,121	2,599	2,000	596	84,433	39,918	44,515	38	8	30
10—15	39,234	19,717	19,517	10,522	9,086	1,436	28,712	10,531	18,181	52	47	5
15—20	32,873	14,608	18,265	11,072	10,308	1,364	21,501	4,360	16,841	73	71	2
20—30	51,747	22,189	29,558	19,345	16,970	2,375	32,402	5,219	27,183	125	118	7
30 and over	129,582	56,115	73,467	47,341	41,513	2,828	82,241	11,602	70,639	123	121	2
ANIMIST (ALL AGES)	141	126	15	81	76	5	60	50	10	2	2	...
HINDU (ALL AGES)	1,299	1,006	293	503	454	49	796	552	244	56	52	4
MAHOMEDAN (ALL AGES).	1,025	794	231	427	376	51	598	418	180	2	...	2
CHRISTIAN (ALL AGES).	334	294	140	205	130	75	129	64	65	105	72	33
OTHERS (ALL AGES)	16	16	...	1	1	...	15	15
UPPER CHINDWIN.												
ALL RELIGIONS ...	179,245	90,713	88,532	54,009	50,888	3,221	125,336	39,825	85,411	541	476	65
0—10	44,208	21,556	22,652	593	470	123	43,615	21,086	22,529	20	2	18
10—15	19,549	9,846	9,703	3,818	3,481	337	15,731	6,365	9,366	33	26	7
15—20	17,031	8,493	9,138	6,224	5,717	507	11,407	2,776	8,631	75	65	10
20—30	31,863	16,219	15,614	13,925	12,959	966	17,938	3,260	14,678	177	160	17
30 and over	65,994	34,599	31,395	29,447	28,261	1,188	36,545	6,338	30,207	236	223	13
BUDDHIST ...	170,322	84,914	85,408	52,942	49,018	3,024	118,280	35,896	82,384	354	307	47
0—10	42,761	20,802	21,959	576	455	121	42,335	20,347	21,988	20	2	18
10—15	18,847	9,447	9,400	3,762	3,440	322	15,085	6,007	9,078	30	23	7
15—20	16,801	8,017	8,784	6,085	5,597	488	10,716	2,420	8,296	58	50	8
20—30	29,554	14,601	14,953	13,160	12,222	938	16,394	2,379	14,015	110	102	8
30 and over	62,359	32,047	30,312	28,459	27,304	1,155	33,000	4,743	28,257	136	130	6

IMPERIAL TABLE VIII B.—Literacy by Religion and Age.

DISTRICT, RELIGION AND AGE.	POPULATION.									Literate in English.			
	Total.			Literate.			Illiterate.			Persons.	Males.	Females.	
	Persons.	Males.	Females.	Persons.	Males.	Females.	Persons.	Males.	Females.				
1	2	3	4	5	6	7	8	9	10	11	12	13	
UPPER CHINDWIN—continued.	ANIMIST ...	3,665	1,992	1,733	132	125	7	3,533	1,807	1,726	4	4	...
	0—10	653	321	332	653	321	332
	10—15	364	204	160	5	5	...	359	199	160
	15—20	433	237	196	24	21	3	409	216	193
	20—30	772	394	378	49	49	...	723	345	378
	30 and over	1,443	776	667	54	50	4	1,389	726	663
	HINDU ...	3,223	2,472	751	1,087	1,056	31	2,136	1,416	720	69	66	3
	0—10	436	247	189	7	7	...	429	240	189
	10—15	172	107	65	27	17	10	145	90	55
	15—20	227	143	84	61	56	5	166	87	79
	20—30	1,002	827	175	444	436	8	558	391	167
	30 and over	1,386	1,148	238	548	540	8	838	608	230	40	40	...
	HINDUS BORN IN BURMA. 0—10	613	414	199	92	92	...	521	322	199	6	6	...
	10—15	303	173	130	5	5	...	298	168	130
	15—20	67	41	26	6	6	...	61	35	26
20—30	30	25	14	13	13	...	26	12	14	
30 and over	121	111	10	43	43	...	78	39	19	4	4	...	
MAHOMEDAN (ALL AGES).	1,023	758	265	431	405	26	592	353	239	20	19	1	
CHRISTIAN (ALL AGES).	695	397	298	174	149	25	521	248	273	86	72	14	
OTHERS (ALL AGES)	317	240	77	143	135	8	174	105	69	8	8	...	
CHIN HILLS.	ALL RELIGIONS ...	110,079	54,122	55,957	1,286	1,220	66	108,793	52,902	55,891	115	98	17
	0—10	29,148	14,290	14,758	42	30	12	29,106	14,360	14,746	3	1	2
	10—15	12,170	6,290	5,880	126	115	11	12,044	6,175	5,869	2	1	1
	15—20	10,848	5,313	5,535	147	134	13	10,701	5,179	5,522	9	7	2
	20—30	18,703	8,587	10,206	520	505	15	18,273	8,082	10,191	44	40	4
	30 and over	39,120	19,544	19,578	451	436	15	38,669	19,106	19,563	57	49	8
	BUDDHIST (ALL AGES)	134	89	45	74	64	10	60	25	35	8	8	...
	ANIMIST ...	107,407	52,426	54,981	416	406	10	106,991	52,020	54,971	3	3	...
	0—10	28,455	14,057	14,398	11	9	2	28,444	14,048	14,396
	10—15	11,904	6,111	5,773	66	61	5	11,838	6,070	5,768
	15—20	10,573	5,168	5,405	75	72	3	10,518	5,096	5,422
	20—30	18,171	8,127	10,046	176	176	...	17,997	7,951	10,046	3	3	...
	30 and over	38,288	18,043	19,339	88	88	...	38,194	18,855	19,339
	HINDUS (ALL AGES)	1,442	1,110	832	609	598	16	1,383	517	516	58	57	1
	HINDUS BORN IN BURMA (ALL AGES).	659	324	335	61	53	8	598	271	327	8	7	1
MAHOMEDAN (ALL AGES).	48	31	17	23	23	...	25	8	17	2	2	...	
CHRISTIAN (ALL AGES).	826	450	376	151	122	29	675	328	347	44	28	16	
OTHERS (ALL AGES)	22	16	6	13	12	1	9	4	5	
KYAUKSÉ.	ALL RELIGIONS ...	142,677	70,449	72,228	42,546	36,306	6,240	100,131	34,143	65,988	429	286	43
	0—10	31,487	15,505	15,982	1,220	778	451	30,258	14,727	15,531	11	9	2
	10—15	15,096	7,833	7,463	3,846	2,934	912	11,250	4,699	6,551	59	53	6
	15—20	14,648	6,803	7,785	5,084	4,067	1,017	9,564	2,796	6,768	60	50	10
	20—30	25,706	12,457	13,249	10,626	8,083	1,643	15,080	3,474	11,606	151	121	30
	30 and over	55,740	27,991	27,749	21,261	19,544	1,717	33,979	8,147	25,832	148	133	15
	BUDDHIST ...	135,082	66,277	68,805	40,617	34,772	5,875	94,435	31,505	62,930	264	206	28
	0—10	29,558	14,556	15,008	1,149	736	412	28,410	13,820	14,590	3	2	1
	10—15	14,293	7,214	7,079	3,630	2,786	850	10,557	4,428	6,229	45	41	4
	15—20	13,971	6,531	7,440	4,874	3,922	952	9,997	2,909	6,888	47	41	6
	20—30	24,242	11,610	12,632	10,108	8,575	1,533	14,134	3,035	11,099	93	92	1
	30 and over	53,018	26,366	26,652	20,881	18,753	2,128	32,137	7,613	24,524	70	70	6
	ANIMIST (ALL AGES)	157	110	47	58	55	3	99	55	44	1	1	...
	HINDU (ALL AGES)	1,028	821	207	321	299	22	707	522	185	38	36	...
	MAHOMEDAN ...	5,740	3,896	2,844	1,233	971	262	4,507	1,925	2,582	41	36	...
0—10	1,598	791	801	56	28	28	1,536	763	773	
10—15	662	330	330	154	106	48	508	266	242	
15—20	538	255	277	149	109	40	383	146	237	
20—30	1,029	522	507	338	256	82	691	266	425	
30 and over	1,995	996	999	536	478	64	1,389	524	865	

IMPERIAL TABLE VIIIb.—Literacy by Religion and Age.

DISTRICT, RELIGION AND AGE		POPULATION.									Literate in English.		
		Total.			Literate.			Illiterate.					
		Persons.	Males.	Females.	Persons.	Males.	Females.	Persons.	Males.	Females.	Persons.	Males.	Females.
1	2	3	4	5	6	7	8	9	10	11	12	13	
KYAUKSE—concl'd.	MAHOMEDANS BORN IN BURMA.	5,517	2,720	2,797	1,128	683	245	4,389	1,837	2,552	20	20	...
	0—10	1,586	780	797	55	27	28	1,531	762	769	1	1	...
	10—15	650	326	324	152	104	48	498	222	276
	15—20	528	253	275	148	108	40	380	145	235
	20—30	949	458	491	287	213	74	662	245	417	9	9	...
	30 and over	1,804	894	910	486	431	55	1,318	463	855	8	8	...
	CHRISTIAN (ALL AGES).	592	292	300	259	122	77	333	110	223	83	63	20
OTHERS (ALL AGES)	78	53	25	28	27	1	50	26	24	2	2	...	
MEIKTILA.	ALL RELIGIONS ...	289,897	137,573	152,324	82,224	75,005	7,219	207,673	62,568	145,105	1,207	1,054	153
	0—10	67,912	32,533	35,379	1,831	1,384	447	66,081	31,149	34,932	35	27	8
	10—15	35,090	17,468	17,622	7,703	6,718	985	27,387	10,750	16,637	107	88	19
	15—20	31,409	14,582	16,827	10,868	9,662	1,206	20,541	4,920	15,621	139	121	18
	20—30	48,378	22,783	25,595	19,634	17,648	1,986	28,744	5,135	23,609	450	407	43
	30 and over	107,108	50,207	56,901	42,188	39,523	2,595	64,920	10,614	54,306	476	411	65
	BUDDHIST ...	281,618	132,184	149,434	79,476	72,656	6,820	202,142	59,528	142,614	570	547	23
	0—10	66,818	31,697	34,521	1,729	1,310	419	64,489	30,387	34,102	18	16	2
	10—15	34,377	17,071	17,306	7,527	6,596	931	26,850	40,175	16,375	65	55	10
	15—20	30,646	14,138	16,508	10,600	9,445	1,155	20,046	4,693	15,353	83	80	3
	20—30	46,354	21,367	24,987	18,770	16,912	1,858	27,584	4,455	23,129	244	241	3
	30 and over	104,023	47,911	56,112	40,850	38,393	2,457	63,173	9,518	53,655	160	155	5
	ANIMIST (ALL AGES)	349	305	44	107	99	8	242	206	36	3	3	...
	HINDU ...	2,644	2,005	639	916	820	96	1,728	1,185	543	172	154	18
	0—10	386	202	184	30	23	7	356	179	177	2	2	...
	10—15	158	86	72	47	35	12	111	51	60	16	13	3
	15—20	156	96	60	50	35	15	106	61	45	5	2	3
	20—30	756	606	150	297	259	38	459	347	112	69	59	10
	30 and over	1,188	1,015	173	492	468	24	696	547	149	80	78	2
	HINDUS BORN IN BURMA.	536	258	278	102	75	27	434	183	251	27	22	5
	0—10	822	138	144	19	14	5	263	124	139	2	2	...
	10—15	76	31	45	19	12	7	57	19	38	5	3	2
	15—20	42	17	25	13	8	5	29	9	20	2	1	1
	20—30	70	35	35	26	21	5	44	14	30	11	9	2
	30 and over	66	37	29	25	20	5	41	17	24	7	7	...
MAHOMEDAN ...	4,283	2,269	2,014	1,024	905	119	3,259	1,464	1,795	104	104	...	
0—10	1,124	597	597	43	35	8	1,081	492	589	
10—15	423	273	210	80	61	19	403	212	191	6	6	...	
15—20	449	219	230	111	95	16	338	184	154	12	12	...	
20—30	833	459	374	268	224	44	565	235	330	30	30	...	
30 and over	1,394	891	503	522	490	32	872	401	471	56	56	...	
MAHOMEDANS BORN IN BURMA.	2,232	1,472	1,760	538	436	102	1,694	1,036	1,658	48	48	...	
0—10	1,086	506	580	40	32	8	1,046	474	572	
10—15	449	243	206	66	48	18	383	195	188	4	4	...	
15—20	322	173	209	84	71	13	298	102	196	10	10	...	
20—30	564	242	322	155	117	38	409	125	284	16	16	...	
30 and over	751	308	443	193	168	25	558	140	418	18	18	...	
CHRISTIAN ...	772	532	240	561	403	158	212	129	82	349	228	121	
0—10	119	72	47	21	12	9	98	60	38	13	8	5	
10—15	49	27	22	33	18	15	16	9	7	20	14	6	
15—20	120	99	21	93	76	17	27	23	4	39	27	12	
20—30	217	192	25	205	165	40	42	27	15	104	74	30	
30 and over	237	148	95	209	132	77	28	10	18	173	115	58	
OTHERS (ALL AGES)	221	172	53	140	122	18	91	56	35	9	8	1	
YAMETHIN.	ALL RELIGIONS ...	325,229	160,913	162,276	100,415	88,785	11,630	222,774	72,128	150,646	1,845	1,593	252
	0—10	79,718	38,392	41,326	3,519	2,440	1,079	76,199	35,952	40,247	73	46	27
	10—15	38,915	19,686	19,229	9,230	7,550	1,680	29,655	12,136	17,519	231	183	48
	15—20	32,201	15,900	16,301	13,022	11,228	1,800	19,173	4,672	14,501	280	229	51
	20—30	55,174	27,192	27,982	23,709	20,229	3,480	31,465	6,303	25,162	527	531	56
	30 and over	117,221	59,743	57,438	50,929	46,278	4,651	66,292	13,665	52,627	674	604	70

IMPERIAL TABLE VIII B.—Literacy by Religion and Age.

DISTRICT, RELIGION AND AGE.	POPULATION.									Literate in English.			
	Total.			Literate			Illiterate.			Persons.	Males.	Females.	
	Persons.	Males.	Females.	Persons.	Males.	Females.	Persons.	Males.	Females.				
1	2	3	4	5	6	7	8	9	10	11	12	13	
YAMETHIN—concluded.													
BUDDHIST ...	298,568	146,086	152,479	94,022	83,373	10,649	204,543	62,713	141,830	1,019	917	102	
0—10	74,100	35,590	38,510	3,254	2,271	983	70,846	33,319	37,527	35	25	10	
10—15	36,661	18,449	18,212	8,682	7,155	1,527	27,979	11,294	16,685	130	108	22	
15—20	29,976	14,688	15,288	12,320	10,687	1,633	17,656	4,001	13,655	178	152	26	
20—30	49,861	23,761	26,100	21,853	19,305	2,548	28,008	4,456	23,552	348	330	18	
30 and over	107,967	53,598	54,369	47,913	43,955	3,958	60,054	9,843	50,211	328	302	26	
ANIMIST (ALL AGES)	2,719	1,577	1,142	411	382	29	2,308	1,195	1,113	14	14	...	
HINDU ...	6,220	4,797	1,423	1,598	1,469	129	4,622	3,328	1,294	176	161	15	
0—10	868	428	440	39	23	16	829	405	424	2	2	...	
10—15	316	207	109	75	59	16	241	148	93	13	9	4	
15—20	435	317	118	124	102	22	311	215	96	17	12	5	
20—30	1,848	1,510	338	574	533	41	1,274	977	297	59	55	4	
30 and over	2,753	2,335	418	786	752	34	1,967	1,583	384	85	83	2	
HINDUS BORN IN BURMA.	941	470	471	118	80	38	823	390	433	30	24	6	
0—10	551	261	290	13	6	7	538	255	283	2	2	...	
10—15	115	56	59	28	17	11	87	39	48	8	4	4	
15—20	81	41	40	20	14	6	61	27	34	6	5	1	
20—30	99	50	49	31	22	9	68	28	40	9	9	...	
30 and over	95	62	33	26	21	5	69	41	28	5	4	1	
MAHOMEDAN ...	12,908	6,896	6,012	3,596	3,002	594	9,312	3,894	5,418	262	250	12	
0—10	3,329	1,647	1,682	153	105	48	3,176	1,542	1,634	5	4	1	
10—15	1,375	719	656	381	283	98	994	436	558	46	43	3	
15—20	1,286	643	643	468	362	106	818	281	537	38	36	2	
20—30	2,427	1,308	1,119	964	793	171	1,463	515	948	76	73	3	
30 and over	4,491	2,579	1,912	1,630	1,459	171	2,861	1,120	1,741	97	94	3	
MAHOMEDANS BORN IN BURMA.	10,813	5,110	5,703	2,747	2,192	555	8,066	2,918	5,148	129	129	10	
0—10	3,258	1,608	1,650	146	102	44	3,112	1,506	1,606	5	4	1	
10—15	1,319	671	648	362	265	97	957	406	551	46	43	3	
15—20	1,158	530	628	411	306	105	747	224	523	35	33	2	
20—30	1,791	778	1,013	693	539	154	1,098	239	859	52	50	2	
30 and over	3,287	1,523	1,764	1,135	980	155	2,152	543	1,609	51	49	2	
CHRISTIAN ...	1,416	1,285	1,131	612	407	205	1,804	878	926	351	230	121	
0—10	682	329	353	50	26	24	632	303	329	30	14	16	
10—15	265	152	113	66	28	32	205	124	81	37	19	18	
15—20	256	116	140	82	47	35	174	169	105	42	25	17	
20—30	469	270	199	174	126	48	295	142	151	91	63	31	
30 and over	744	418	326	246	180	66	498	238	260	148	109	39	
OTHERS (ALL AGES)	361	272	89	176	152	24	185	120	65	23	21	2	
MYINGYAN.													
ALL RELIGIONS ...	442,008	213,294	228,714	123,211	109,550	13,661	318,797	103,744	215,053	1,095	984	111	
0—10	109,030	52,932	56,098	3,716	2,761	955	105,314	50,171	55,143	28	22	6	
10—15	53,640	26,707	26,933	11,945	9,982	1,963	41,695	16,725	24,970	76	56	20	
15—20	46,301	21,445	24,856	15,687	13,516	2,171	30,614	7,929	22,685	183	162	21	
20—30	74,504	34,742	37,762	27,981	24,944	3,037	44,523	9,793	34,730	396	367	29	
30 and over	160,533	77,468	83,065	63,882	58,347	5,535	96,651	19,121	77,530	412	377	35	
BUDDHIST ...	438,374	210,540	227,834	121,686	108,230	13,456	316,688	102,310	214,378	622	541	81	
0—10	108,417	52,612	55,805	3,637	2,703	934	104,780	49,909	54,871	9	8	1	
10—15	53,448	26,596	26,852	11,869	9,932	1,937	41,519	16,664	24,855	61	46	15	
15—20	46,031	21,270	24,761	15,570	13,433	2,137	30,461	7,337	23,124	149	133	16	
20—30	71,409	33,234	37,575	27,449	24,471	2,978	41,960	9,361	34,599	227	208	19	
30 and over	159,069	76,228	82,841	63,161	57,691	5,470	95,908	18,537	77,371	176	145	30	
ANIMIST (ALL AGES)	282	295	87	214	185	29	168	110	58	11	11	...	
HINDUS ...	1,724	1,399	325	598	584	41	1,129	845	284	49	46	3	
0—10	239	135	104	21	17	4	218	118	100	1	1	...	
10—15	66	42	24	20	19	1	46	23	23	4	3	1	
15—20	114	86	28	40	32	8	74	54	20	3	3	...	
20—30	602	516	86	243	228	15	359	288	71	22	20	2	
30 and over	703	620	83	271	258	13	432	362	70	19	19	...	

IMPERIAL TABLE VIII.B.—Literacy by Religion and Age.

DISTRICT, RELIGION AND AGE.	POPULATION.									Literate in English.			
	Total.			Literate.			Illiterate.			Persons.	Males.	Females.	
	Persons.	Males.	Females.	Persons.	Males.	Females.	Persons.	Males.	Females.				
1	2	3	4	5	6	7	8	9	10	11	12	13	
MYINGYAN—concluded.													
HINDUS BORN IN BURMA.	342	212	130	55	47	8	287	165	122	9	9	...	
0—10	146	81	65	6	3	3	140	78	2	1	1	...	
10—15	26	17	9	7	7	...	19	10	9	1	1	...	
15—20	22	12	10	5	4	1	17	8	9	
20—30	55	34	21	16	10	...	39	18	21	3	3	...	
30 and over	93	68	25	21	17	4	72	51	21	4	4	...	
MAHOMEDAN (ALL AGES).	1,156	833	323	480	407	73	676	426	250	301	299	2	
MAHOMEDANS BORN IN BURMA (ALL AGES)	521	458	263	148	99	49	373	159	214	9	9	...	
CHRISTIAN (ALL AGES).	342	202	140	221	161	60	121	41	80	112	87	25	
OTHERS (ALL AGES)	30	25	5	15	13	2	15	12	3	
NORTHERN SHAN STATES.													
ALL RELIGIONS ...	559,223	285,700	273,523	41,100	38,815	2,285	518,123	246,885	271,238	1,322	1,246	176	
0—10	139,161	69,084	70,077	544	417	127	138,617	68,667	69,950	14	8	6	
10—15	55,932	29,087	26,845	3,374	3,112	262	52,558	25,975	26,583	42	34	8	
15—20	54,547	26,694	27,853	4,772	4,387	385	49,775	22,307	27,468	98	81	17	
20—30	101,280	51,513	49,767	10,698	10,065	633	90,582	41,448	49,134	507	445	62	
30 and over	208,303	109,322	98,981	21,712	20,834	878	186,591	88,488	98,103	661	578	83	
BUDDHIST ...	415,893	208,446	207,447	35,212	33,323	1,889	380,681	175,123	205,558	337	313	24	
0—10	105,468	51,993	53,475	470	365	105	104,998	51,628	53,370	2	2	...	
10—15	43,709	22,317	21,312	3,166	2,939	227	40,543	19,458	21,085	11	11	...	
15—20	41,616	19,754	21,862	4,335	4,010	325	37,281	15,744	21,537	43	38	5	
20—30	72,583	35,100	37,483	8,451	7,943	508	64,132	27,157	36,975	140	130	10	
30 and over	152,517	79,102	73,315	18,790	18,066	724	133,727	61,136	72,591	141	132	9	
ANIMIST ...	131,057	67,405	63,562	1,594	1,590	4	129,463	65,905	63,558	31	30	1	
0—10	32,268	16,350	15,918	20	20	...	32,248	16,330	15,918	
10—15	11,692	6,367	5,325	63	63	...	11,629	6,304	5,325	6	6	...	
15—20	12,082	6,344	5,738	130	129	1	11,952	6,215	5,737	1	1	...	
20—30	24,435	12,764	11,671	479	478	1	23,956	12,286	11,670	13	13	...	
30 and over	50,580	25,670	24,910	902	900	2	49,678	24,770	24,908	11	10	1	
HINDU ...	7,804	6,686	1,118	2,594	2,520	74	5,210	4,166	1,044	338	329	9	
0—10	712	365	347	14	10	4	698	355	343	1	...	1	
10—15	837	152	85	44	41	3	193	111	82	2	2	...	
15—20	526	401	125	152	139	13	374	268	112	19	17	2	
20—30	3,052	2,770	82	1,195	1,103	32	1,857	1,607	250	164	159	5	
30 and over	3,277	2,998	279	1,189	1,167	22	2,088	1,831	257	152	151	1	
HINDUS BORN IN BURMA.	801	402	399	66	58	8	735	344	391	11	11	...	
0—10	543	266	277	8	7	1	535	259	276	
10—15	109	59	50	6	5	1	103	54	49	
15—20	54	22	22	13	11	2	41	11	30	2	2	...	
20—30	58	31	27	23	20	3	35	11	24	5	5	...	
30 and over	37	24	13	16	15	1	21	9	12	4	4	...	
MAHOMEDAN ...	1,286	1,215	471	809	754	55	1,477	1,061	416	95	89	6	
0—10	269	149	120	8	6	2	261	143	118	
10—15	121	76	45	30	24	6	91	52	39	
15—20	151	110	41	60	57	3	91	53	38	6	6	...	
20—30	726	600	126	334	317	17	392	283	109	48	46	2	
30 and over	1,019	880	139	377	350	27	642	530	112	41	37	4	
MAHOMEDANS BORN IN BURMA.	714	389	325	155	133	22	559	256	303	20	19	1	
0—10	243	136	107	4	3	1	239	133	106	
10—15	94	59	35	20	18	2	74	41	33	
15—20	64	37	27	24	23	1	40	14	26	3	3	...	
20—30	153	72	81	45	38	7	108	34	74	10	10	...	
30 and over	160	85	75	62	51	11	98	34	64	7	6	1	
CHRISTIAN ...	1,229	1,050	879	782	533	249	1,147	517	630	505	370	135	
0—10	412	208	204	29	15	14	383	193	190	11	6	5	
10—15	162	90	72	66	44	22	96	46	50	23	15	8	
15—20	164	82	82	91	69	22	73	33	40	27	18	9	
20—30	422	227	195	219	145	74	203	82	121	138	93	45	
30 and over	769	443	326	377	280	97	398	163	229	306	238	68	
OTHERS (ALL AGES)	256	208	46	109	95	14	148	113	32	16	15	2	

IMPERIAL TABLE VIII B.—Literacy by Religion and Age.

DISTRICT, RELIGION AND AGE.	POPULATION.									Literate in English.			
	Total.			Literate.			Illiterate.			Persons.	Males.	Females.	
	Persons.	Males.	Females.	Persons.	Males.	Females.	Persons.	Males.	Females.				
1	2	3	4	5	6	7	8	9	10	11	12	13	
SOUTHERN SHAN STATES.													
ALL RELIGIONS ...	847,618	427,064	420,554	60,388	57,440	2,948	787,230	369,624	417,606	799	626	173	
0-10	204,877	101,064	103,813	506	413	93	204,371	101,551	103,820	9	4	5	
10-15	88,885	46,861	42,024	5,284	4,971	313	83,601	41,890	41,711	49	30	19	
15-20	92,040	43,405	46,635	8,183	7,645	538	81,857	35,760	46,097	107	79	28	
20-30	149,565	72,518	77,047	13,764	12,983	781	135,801	59,535	76,266	230	196	43	
30 and over	314,251	162,316	151,935	32,651	31,428	1,223	281,600	130,888	150,712	395	317	78	
BUDDHIST ...	748,051	373,450	374,601	56,612	54,234	2,378	691,439	319,216	372,223	239	212	27	
0-10	180,073	89,163	90,910	311	251	60	179,762	88,912	90,850	1	...	1	
10-15	79,868	41,094	37,874	4,976	4,719	257	74,892	37,245	37,647	14	11	3	
15-20	80,009	38,085	41,924	7,753	7,332	421	72,256	30,753	41,503	28	31	7	
20-30	129,569	62,141	67,428	12,673	12,045	628	116,896	50,966	66,800	94	83	11	
30 and over	278,532	142,067	136,465	30,899	29,857	1,042	247,633	118,210	135,423	92	87	5	
ANIMIST ...	81,211	42,672	38,539	276	276	...	80,935	42,396	38,539	3	3	...	
0-10	20,087	10,362	9,725	20,087	10,362	9,725	
10-15	7,285	3,804	3,391	7,285	3,804	3,391	
15-20	8,326	4,447	3,879	12	12	...	8,314	4,435	3,879	1	1	...	
20-30	16,053	7,940	8,113	31	31	...	16,022	7,909	8,113	
30 and over	29,460	16,029	13,431	233	233	...	29,227	15,796	13,431	2	2	...	
HINDU ...	4,908	3,721	1,187	1,742	1,663	79	3,166	2,056	1,108	157	155	2	
0-10	885	479	406	16	14	2	860	465	404	1	1	...	
10-15	245	149	96	46	43	3	199	106	93	6	4	2	
15-20	341	205	136	119	98	21	222	107	115	18	18	...	
20-30	1,432	1,172	260	623	592	31	809	580	229	55	55	...	
30 and over	2,005	1,716	289	938	916	22	1,067	800	267	77	77	...	
HINDUS BORN IN BURMA, 0-10	1,235	662	573	127	123	14	1,008	539	469	27	25	2	
10-15	793	428	365	9	8	1	784	420	364	
15-20	175	103	72	29	26	3	146	77	69	4	2	2	
20-30	122	60	62	50	44	6	72	16	56	14	14	...	
30 and over	84	39	45	27	25	2	57	14	43	4	4	...	
30 and over	61	32	29	22	20	2	39	12	27	5	5	...	
MAHOMEDAN (ALL AGES).	2,310	1,467	843	520	459	71	1,780	1,008	772	57	54	3	
MAHOMEDANS BORN IN BURMA.	1,255	563	692	166	112	54	1,089	451	638	28	25	3	
CHRISTIAN ...	11,137	5,754	5,383	1,228	808	420	9,909	4,946	4,963	243	202	141	
0-10	3,238	1,637	1,601	161	133	28	3,077	1,504	1,573	7	3	4	
10-15	1,288	718	570	225	173	73	1,063	566	497	27	13	14	
15-20	1,182	568	614	247	163	84	935	405	530	40	21	19	
20-30	2,037	987	1,050	300	198	102	1,737	789	948	76	44	32	
30 and over	3,392	1,844	1,548	295	162	133	3,097	1,680	1,415	193	121	72	
OTHER (ALL AGES)	1	...	1	1	...	1	
KARENNI.													
ALL RELIGIONS ...	63,850	31,129	32,721	4,025	3,357	728	59,765	27,772	32,993	83	78	5	
0-10	16,947	8,449	8,498	90	45	45	16,857	8,404	8,453	4	2	2	
10-15	6,566	3,396	3,170	414	298	116	6,152	3,098	3,054	8	2	...	
15-20	5,375	2,172	3,003	466	348	118	4,909	2,224	2,885	7	7	...	
20-30	10,990	4,756	6,144	958	759	199	9,042	3,997	5,045	30	26	4	
30 and over	24,062	12,062	11,906	2,157	1,907	250	21,905	10,249	11,656	40	38	2	
BUDDHIST ...	19,502	10,414	9,088	2,227	2,475	252	16,675	7,939	8,736	31	30	1	
0-10	4,016	2,023	1,993	26	12	14	3,990	2,011	1,979	1	...	1	
10-15	1,960	1,067	893	211	186	45	1,729	881	848	
15-20	1,732	848	884	300	244	56	1,432	604	828	3	3	...	
20-30	3,211	1,575	1,636	562	476	86	2,649	1,099	1,550	10	10	...	
30 and over	8,583	4,001	3,682	1,708	1,557	151	6,875	3,344	3,531	17	17	...	
ANIMIST ...	34,215	15,595	18,620	116	112	3	34,099	15,482	18,617	7	7	...	
0-10	9,950	4,937	5,013	2	2	...	9,948	4,935	5,013	
10-15	3,494	1,759	1,735	9	9	...	3,485	1,750	1,735	
15-20	2,727	1,100	1,627	7	7	...	2,720	1,093	1,627	
20-30	5,893	2,293	3,600	31	30	1	5,862	2,263	3,599	
30 and over	12,151	5,506	6,645	67	65	2	12,084	5,441	6,643	3	3	...	
HINDU (ALL AGES)	292	254	39	105	101	4	288	252	36	2	2	...	
MAHOMEDAN (ALL AGES).	232	147	85	55	42	13	229	145	84	
CHRISTIAN ...	9,602	4,719	4,883	922	616	366	8,620	4,109	4,517	42	35	7	
0-10	2,902	1,451	1,451	61	30	31	2,841	1,401	1,440	3	2	1	
10-15	1,022	561	531	171	101	70	921	460	461	
15-20	883	409	474	153	92	61	730	317	413	
20-30	1,639	757	882	292	182	110	1,347	575	772	17	12	4	
30 and over	3,086	1,541	1,545	305	211	94	2,781	1,330	1,451	29	18	11	

IMPERIAL TABLE IX.

Literacy by Race.

NOTE 1.—This table supplements Imperial Tables VIIIA and VIIIB which show literacy by religion, and is presented in three parts:—

Part I shows for each sex of certain classes defined by race and religion the total numbers enumerated in the province and the numbers included therein who were literate in any language whatsoever or were literate in English.

Part II shows the number of persons literate in any language whatsoever in separate age-groups of certain classes defined by race and religion and place of enumeration.

Part III gives statistics similar to those of Parts I and II for samples of the six Indian races most largely represented in Burma.

NOTE 2.—The classes shown in Parts I and II of the table are not necessarily the most literate; some less literate classes have also been chosen for which the statistics were likely to be of use. In Part II the districts selected for each class are such as would give a representative sample of that class; in the case of the Karens twelve districts shown in the table have been selected in which one or other kind of Karen is numerous, and statistics have been given for each kind throughout all those districts. In Part III the samples represented are those for whom statistics of birth-place are given in Imperial Table XII, and the title-page of that table should be consulted for particulars.

NOTE 3.—The term *Literate* means, as in Imperial Tables VIIIA and VIIIB, able both to read and to write "a letter to or from a friend" in the language with regard to which the term is used. In Parts I and III the persons shown as *Literate in English* are also included amongst those shown as *Literate in any language*.

NOTE 4.—The letters and numbers prefixed to the names of race-groups and races in the first column of the table are the group-letters and numbers assigned to each in Imperial Table XIII and serve to identify them in that table.

NOTE 5.—The age recorded was the number of completed years. The age-group represented by 5—10 in the table includes all who had completed five but had not yet completed ten years of age; and the other age-groups have a parallel interpretation.

NOTE 6.—Neither for the total nor for the illiterate in each age-group are statistics given in this table; but for every sample tabulated in Parts II and III the total number of persons in any age-group is shown in Imperial Table XIV, in which all samples are identical with samples in this table similarly described as to race, religion and district of enumeration, and the illiterate or the proportion of literate in each age-group can thus be calculated when required.

NOTE 7.—Similar statistics are given for certain races in some districts separately in Provincial Table VII. Imperial Tables VIA, VIB and XIII show also that in some districts one or other religion is almost confined to one race, so that the statistics given in Imperial Table VIIIB for those districts and that religion may be regarded with sufficient accuracy as proportional statistics for that race.



IMPERIAL TABLE IX, PART I.—*Literacy amongst Selected Race-groups and Races.*

[NOTE.—The figures of this part of the table in all cases cover the whole province.]

RACE.	MALES.			FEMALES.			
	Total.	Literate in any language.	Literate in English.	Total.	Literate in any language.	Literate in English.	
1	2	3	4	5	6	7	
A	Burma Group *	4,247,900	24,21,181	42,690	4,426,539	512,195	6,861
A1	Burmese *	3,828,482	2,245,850	40,198	4,000,907	487,764	6,545
A2	Arakanese	151,199	83,383	1,580	149,510	11,807	218
A3	Yanbye	80,234	31,379	293	87,951	8,963	18
A4	Chaungtha	23,396	7,340	19	22,757	830	...
A5	Tavoyan	64,329	30,908	567	64,958	7,223	56
A9	Danu	37,332	11,816	10	37,800	745	2
A10	Intha	27,693	8,119	14	28,482	656	21
A11	Taungyo	1,984	1,278	1	11,693	1	...
B	Lolo-Muso Group	39,494	209	3	36,351	71	...
	Christian	2,284	188	3	2,150	71	...
C	Kuki-Chin Group †	140,638	14,279	130	141,236	1,115	62
E	Kachin Group	70,611	1,497	37	76,234	266	2
F	Sak Group	24,497	12,021	2	25,229	428	...
I	Tai Group	508,975	114,924	399	509,012	9,093	103
I1	Shan (unspecified race)§	142,437	35,753	157	140,747	2,349	84
I2	Shangale	293,747	65,292	184	294,058	5,544	68
I3	Shangyi	15,100	4,141	35	13,924	712	6
I4	Shan-Layok	15,885	912	1	12,816	72	...
I6	Siamese	7,245	2,288	16	6,041	283	5
I7	Khun	16,350	3,304	5	17,044	53	...
I8	Lu	12,186	1,881	...	13,184	8	...
K	Mon Group	163,837	65,877	485	159,679	16,147	107
L	Palaung-Wa Group	78,674	6,889	25	78,029	95	1
N	Karen Group	612,116	136,003	5,213	608,240	47,680	2,464
	Buddhists	475,514	100,187	813	468,364	22,796	248
	Animists	47,723	870	14	50,530	161	5
	Christians	88,879	34,916	4416	89,346	24,723	2,211
N1	Karen (unspecified kind)‡	32,010	6,110	595	30,617	2,421	267
	Buddhists	13,158	2,836	51	12,365	468	3
	Christians	11,457	3,226	541	10,961	1,899	263
N2	Sgaw	218,609	55,696	3,329	218,501	25,935	1,734
	Buddhists	155,530	32,788	405	154,300	8,924	155
	Christians	48,295	22,578	2,921	49,554	16,932	1,575
N8	Karenbyu	9,674	1,128	95	8,696	840	21
	Christians	5,409	1,245	94	5,176	827	21
N9	Pwo	208,225	53,402	937	203,606	15,674	404
	Buddhists	193,778	47,059	295	189,028	11,523	77
	Christians	13,887	6,291	641	13,807	4,134	327
N11	Taungthu	108,716	17,225	158	109,491	1,879	15
	Buddhists	108,603	17,075	59	109,372	1,853	12
R	Yunnanese and other Chinese of all religions.	101,877	37,157	3,250	47,183	4,969	379
R1	Chinese Mahomedans (Panthays).	1,076	335	24	441	60	2
S1	Arakan-Mahomedans	12,740	1,150	47	11,035	133	2
S2	Mahomedan Zerbadis	45,129	18,107	3,032	48,353	7,894	160
	Mahomedans (other than Zerbadis, Arakan Mahomedans and Panthays).						
	(i) Born in Burma	109,382	12,943	1,687	108,664	3,917	151
	(ii) Born outside Burma	146,200	52,524	4,454	17,572	1,465	97
	Hindus { Born in Burma	52,635	10,868	2,190	44,870	2,543	312
	{ Born outside Burma	325,542	93,391	10,699	61,385	5,214	503
	All Indian Races—						
	Buddhists	5,822	2,452	540	1,333	216	40
	Animists	5,005	676	22	1,420	31	1
	Christians	13,074	6,785	3,651	8,928	2,646	1,039

* Mahomedans omitted.

† Hindus and Mahomedans omitted.

‡ That is, described only as Shan (or Karen) in the enumeration-record without specification of a particular kind of Shan (or Karen).

IMPERIAL TABLE IX, PART II.—*Literacy by Age amongst samples of Selected Races.* 131
 [NOTE.—Each sample tabulated includes all of the specified race and religion enumerated in the districts indicated.]

Description of Sample.					Literate in any language: classified by age.						
Race.	Religion.	Districts.	Sex.	Total persons	All ages.	0-10	10-15	15-20	20-30	30 and over.	
1	2	3a	3b	4	5	6	7	8	9	10	
A ^{3, 4}	Arakanese, Yanbye and Chaungtha.	Buddhist ...	Akyab, Kyaukpyu and Sandoway.	M	216,579	117,615	1,933	10,110	11,534	26,358	64,381
				F	254,351	151,009	559	1,672	2,373	3,396	7,109
A ⁹	Danu ...	Buddhist ...	North and South Shan States.	M	35,904	11,237	92	727	1,112	2,617	6,382
				F	35,190	724	29	77	166	212	240
A ¹⁰	Intha ...	Buddhist ...	Southern Shan States.	M	26,288	7,602	64	428	929	2,116	4,125
				F	27,030	598	22	73	116	169	218
B ⁷	Akha ...	Animist ...	Southern Shan States.	M	18,225	1	1
				F	13,848
E ¹	Kachin ...	Buddhist ...	Northern Shan States.	M	69	17	...	2	4	5	6
				F	88	27	...	6	4	5	12
	Do ...	Animist ...	Do.	M	27,158	131	16	16	22	43	34
				F	29,244
I	Tai (Shan) Group	Buddhist ...	Bhamo, Maitkya, Katha and Upper Chindwin.	M	112,979	64,137	72	5,314	7,238	15,611	35,248
				F	115,565	47,777	256	503	947	1,285	1,720
I	Tai (Shan) Group other than Khun.	Buddhist ...	North and South Shan States.	M	324,481	43,032	258	3,737	5,504	9,476	24,064
				F	320,811	1,493	38	148	244	350	713
I ⁷	Khun ...	Buddhist ...	Southern Shan States.	M	16,329	3,363	9	571	547	624	1,612
				F	17,014	53	2	4	5	11	31
K ¹	Talaing ...	Buddhist ...	Amherst and Thaton.	M	129,577	45,595	869	4,008	5,631	11,193	23,804
				F	126,090	7,801	344	1,198	1,601	2,154	2,444
L ¹⁰	Palaung and Pale	Buddhist ...	Northern Shan States.	M	52,322	4,459	26	682	745	1,185	1,821
				F	52,119	25	1	5	...	4	15
N ¹	Karen (unspecified kind*).	Buddhist ...		M	11,141	1,537	49	157	193	385	753
				F	10,871	308	15	34	71	85	103
		Christian ...		M	10,404	2,606	132	333	314	596	1,231
				F	10,525	1,757	103	234	315	522	578
		Anglican ...		M	1,023	169	4	33	22	29	81
				F	989	79	2	9	20	25	23
		Baptist ...		M	5,653	1,797	90	210	230	421	846
				F	5,735	1,416	80	199	247	409	481
		Roman Catholic		M	3,727	639	38	90	62	146	303
				F	3,795	261	26	26	48	88	73
		Other Sects ...		M	1	1	1
				F	6	1	1
N ²	Sgaw ...	Buddhist ...	(As in Imperial Table XIV) Rangoon, Insein, Hanthawaddy, Tharrawaddy, Pegu, Bassein, Henzada, Myaungmya Ma-ubin, Toungoo, Amherst and Thaton.	M	133,234	28,999	748	2,658	3,710	7,489	14,394
				F	134,493	6,977	352	1,113	1,413	2,088	2,011
		Christian ...		M	41,387	19,683	825	2,365	2,519	4,621	9,353
				F	43,140	15,058	792	2,113	2,693	4,155	5,245
		Anglican ...		M	308	179	15	28	23	45	68
				F	443	128	11	29	34	29	25
		Baptist ...		M	36,674	17,542	718	2,101	2,242	4,137	8,344
				F	38,399	13,632	688	1,921	2,410	3,789	4,824
		Roman Catholic		M	4,229	1,918	91	230	251	424	922
				F	4,270	1,291	92	222	247	336	394
		Other Sects ...		M	86	44	1	6	3	15	19
				F	34	7	1	1	2	1	2
N ⁹	Pwo.	Buddhist ...		M	187,779	42,655	758	3,735	5,311	10,725	22,125
				F	183,114	8,081	436	1,127	1,580	2,413	2,395
		Christian ...		M	12,900	5,808	250	777	790	1,266	2,725
				F	12,936	3,810	235	648	747	973	1,213
		Anglican ...		M	481	241	11	57	34	26	113
				F	450	141	12	21	28	39	41
		Baptist ...		M	9,422	4,374	189	564	593	976	2,052
				F	9,316	2,846	181	472	549	720	924
		Roman Catholic		M	2,990	1,189	50	155	163	263	558
				F	3,214	818	41	149	170	211	247
		Other Sects ...		M	7	4	...	1	...	1	2
				F	16	5	1	2	1

* That is, described only as Karen in the enumeration-record without specification of a particular kind of Karen.

IMPERIAL TABLE IX, PART II.—Literacy by Age amongst samples of Selected Races—concl.

Description of Sample.					Literate in any language classified by age.							
Race.	Religion.	Districts.	Sex.	Total persons	All ages.	0-10	10-15	15-20	20-30	30 and over.		
1	2	3a	3b	4	5	6	7	8	9	10		
N various	Other Karens ...	Buddhist (see note in column 3a).	(As in Imperial Table XIV) Rangoon, Insein, Hanthawaddy, Tharrawaddy, Pegu, Bassein, Henzada, Myaungmya, Maubin, Toungoo, Amherst & Thaton. NOTE.—But the figures for Buddhists of the Taungthu Districts of Thaton district for whom separate figures are given below.	M	7,759	2,077	40	162	233	526	1,114	
				F	7,438	77	6	10	18	81	22	
				M	7,016	1,813	75	227	229	425	857	
				F	6,967	1,292	87	178	226	378	423	
				M	1,215	333	18	55	33	60	167	
				F	1,266	224	24	32	35	52	81	
				M	4,485	1,284	54	147	165	321	607	
				F	4,311	990	57	140	168	304	321	
				M	1,316	196	3	25	31	54	83	
				F	1,390	78	0	6	23	22	21	
				M	0	0	0	0	0	0	0	0
				F	0	0	0	0	0	0	0	0
N 11	Taungthu ...	Buddhist ...	Thaton ...	M	26,813	8,689	295	858	1,010	2,022	4,504	
F	25,845	1,490	114	171	290	433	488					
Do. ...	Do. ...	Southern Shan States.	M	73,408	6,034	27	810	984	1,220	3,053		
F	75,122	56	5	2	6	9	34					
N 15	Karenni ...	Animist ...	Karenni States ...	M	12,043	28	2	14	8	4		
F	14,976	2	2						
S 2	Zerbadi ...	Mahomedan ...	The whole Province.	M	45,129	18,107	877	2,196	2,455	4,608	7,971	
F	48,353	7,894	479	1,088	1,320	2,255	2,752					
S 1	Arakan-Mahomedan ...	The whole Province.	M	12,740	1,150	48	105	110	245	642		
F	11,035	133	11	28	17	37	40					

IMPERIAL TABLE IX, PART III.—Literacy by Age amongst Males of certain Indian Races in Selected Districts.

[NOTE 1.—The selected districts are the same as in Imperial Tables XIa and XIV, namely:—Akyab, Rangoon, Insein, Hanthawaddy, Pegu, Bassein, Myaungmya, l'ya-pôn, Toungoo, Thaton, Amherst, Mandalay and Yaméthin.

NOTE 2.—The entries In and Out in column 3 indicate respectively persons born in and persons born outside Burma.

Race.	Religion.	Birth-place (See Note 2 above.)	Total literate and illiterate.	Literate in any language classified by age.						Literate in English (all ages)
				All ages.	0-10	10-15	15-20	20-30	30 and over.	
1	2	3	4	5	6	7	8	9	10	11
Bengali ...	Hindus and Animists.	In	900	303	90	57	31	71	54	168
		Out	9,155	5,607	64	153	428	2,210	2,752	2,337
	Mahomedans ...	In	11,919	1,200	74	139	167	368	582	157
		Out	28,393	7,991	17	129	524	3,051	4,260	811
Chittagonian	Hindus and Animists.	In	195	30	1	1	1	11	15	4
		Out	4,677	2,194	3	32	187	844	1,168	190
	Mahomedans ..	In	71,843	2,699	75	207	251	622	1,544	80
		Out	44,330	12,156	18	127	943	5,129	5,939	837
Hindustani ...	Hindus and Animists. .	In	10,509	1,491	141	207	204	405	534	140
		Out	53,606	17,841	95	350	956	6,242	10,188	987
	Mahomedans ...	In	2,311	794	61	116	104	204	309	178
		Out	14,974	5,080	33	146	309	1,517	3,075	498
Oriya ..	Hindus and Animists.	In	1,000	179	15	18	42	37	67	34
		Out	31,314	7,296	20	132	563	3,144	3,432	285
Tamil ...	Hindus and Animists.	In	18,359	4,042	349	776	652	1,142	1,123	933
		Out	44,828	17,452	207	845	1,393	5,028	9,979	2,471
	Mahomedans ...	In	4,177	1,304	87	236	199	335	447	304
		Out	14,183	8,058	65	454	870	2,554	4,114	351
Telugu ...	Hindus and Animists.	In	9,743	1,505	144	240	213	466	442	344
		Out	98,865	10,375	85	311	767	3,445	5,767	1,071

IMPERIAL TABLE X.

Language.

- NOTE 1.—The area and population covered by this table are the same as those covered by Imperial Table VI-A, so that the areas (indicated in Note 1 of that table) in which the population was only estimated have been omitted from it.
- NOTE 2.—Persons who speak more than one language have been entered only as speakers of that language which they returned in the enumeration schedules as the language they ordinarily used in their homes.
- NOTE 3.—The languages returned have been collected into four classes as *Indigenous*, *Indian*, *European* and *Other* Languages.
- NOTE 4.—No attempt has been made to classify in accordance with any accepted linguistic scheme the languages included under the last three names, the meanings of which are defined by Part IB of the table which gives a list of the separate languages included under each and the numbers of their speakers.
- NOTE 5.—The indigenous languages have been arranged according to the best available information into groups, branches, sub-families and families as shown in Parts IA and IB of the table, which also show the number of speakers of each language and the total number of speakers of languages of each group or higher class.
- For convenience in reference and indexing the letters A to O inclusive have been used to represent the groups of indigenous languages other than Chinese which is represented by R. The *Indian*, *European* and *Other* classes are similarly treated for convenience as artificial groups and represented by the letters X, Y and Z respectively. The letter corresponding to each group is shown in Part IA of the table. S is used in Imperial Table XIII to include the Zerbadis, the Arakan-Mahomedans and the Arakan-Kamans, but it does not appear in this table as these races have not separate languages.
- For further information with regard to the classification scheme the Report Volume should be consulted.
- NOTE 6.—Part IB shows in its *Remarks* column the districts in which are found speakers of some indigenous languages which are spoken over only a small area and for which more detailed information is not given in Part III of the table. In addition it gives, in italics, for some languages, other names which are in some cases alternative names of the same language and in other cases names of dialects of that language; further study may in some cases require some dialects to be regarded as separate languages, but generally such division has been avoided where not particularly required. The addition of * or † to a name has the same meaning as in Part IC (See Note 7).
- NOTE 7.—Part IC is an alphabetical index of the various names of languages and dialects designed to show where in Part IB the speakers of each indigenous language or dialect are tabulated. To make this index serve the purposes of Imperial Table XIII also, some names are included which are used only for races and not for languages. Such names are marked with an *, while names which are used for languages but not for races are marked with a †. Some names however which are properly used only to designate a race or tribe have been used by some people to designate a language or *vice versa*.
- NOTE 8.—Part II gives the distribution by districts of the total speakers of languages of each class and of each indigenous group and also of speakers of English, and at the same time classifies the whole population of each district according to the group to which their languages belong.
- NOTE 9.—Part III gives the distribution by districts of the speakers of the most important and widely spread languages of the indigenous class.
- NOTE 10.—The form of Imperial Table XIII has been made parallel to that of this table to facilitate the extraction of corresponding figures for race and language. It should however be noted that, while Chinese (R) has been regarded as an indigenous language-group, none of the races of the Chinese group has been treated as an indigenous race.

IMPERIAL TABLE X.—*Language*. PART IA.—*Classification System for Languages.*

	Family.	Sub-Family.	Branch.	Group.	Speakers.			
					Males.	Females.		
Indigenous (or Indo-Chinese) Languages—Groups A to O and Group R.	Tibeto-Chinese	Tibeto-Burmese	Assam-Burmese	A. Burma ...	4,533,501	4,699,135		
				B. Lolo-Muhso	39,413	36,273		
				C. Kuki-Chin	134,025	134,355		
				M. 4,789,543 F. 4,958,624	D. Naga ...	197	205	
				E. Kachin ...	70,110	75,808		
				F. Sak (Lui) ..	12,297	12,848		
					North-Assam	G. Mishmi
			M. 5,342,247 F. 5,463,913		Unclassed ...	H. Mro ...	7,263	7,061
				Tai-Chinese	Tai ..	I. Tai ...	461,325	460,182
				M. 545,441 F. 498,228	Chinese ...	R. Chinese ...	84,116	38,046
				Austronesian	Indonesian .	J. Malay ...	2,739	2,638
				Austroasiatic	Mon-Khmer	K. Mon ...	97,020	92,243
				M. 171,259 F. 165,845		L. Palaung-Wa	74,239	73,602
			M. Khasi			
	Karen		N. Karen ...	557,995	556,021			
	Man		O. Man ...	331	260			
Non-Indigenous Languages.	Artificial Groups formed for the purposes of this Table.			X. Indian Languages	646,168	234,238		
				Y. European Languages	14,178	10,263		
				Z. Other Languages ...	599	405		
Total speakers of Indigenous Languages (Groups A to O and Group R) ...					6,074,571	6,188,677		
Total speakers of Non-Indigenous Languages (Groups X, Y, Z) ...					660,945	244,906		
Grand Total ..					6,735,516	6,433,583		

IMPERIAL TABLE X.—*Language*. PART IB.—*Provincial Totals of Speakers of each Language.*

Language.		Males.	Females.	Remarks.
				(See Note 6 on page 133.)
1	2	3	4	
	GRAND TOTAL ...	6,735,516	6,433,583	Omits only estimated areas and those entirely omitted from the census.
A	Burma group ...	4,533,601	4,699,135	
A1	Burmese ...	4,122,314	4,277,780	<i>Bama, Mranma, Myanma.</i> Throughout the Province. See Part III of this Table.
A2	Arakanese ...	125,283	122,408	<i>Rakhaing, Yakaing.</i> See Part III of this Table.
A3	Yanbye ...	119,790	130,228	<i>Ramree</i> Kyaukpyu: M. 78,763, F. 87,894; Akyab: M. 41,025, F. 42,332.
A4	Chaungtha ...	4,632	4,420	Akyab: M. 3,631, F. 3,501; Hill District of Arakan: M. 1,001, F. 919.
A5	Tavoyan ...	65,511	66,235	<i>Dawè.</i> Tavoy: M. 65,301, F. 65,125.
A6	Merguese ...	98	79	<i>Myeik, Beik.</i> Tavoy only.
A7	Yabein	<i>Zabein, Labrin.</i> This language is still remembered on the Pegu Yomas, though it may have dropped out of every-day use.
A8	Yaw	2	Bhamo.
A9	Danu ...	36,311	36,614	Southern Shan States: M. 29,001, F. 29,684; Northern Shan States: M. 7,200, F. 6,900.
A10	Intha ...	26,981	28,026	<i>Angsa, Tai Nawng, Man Nawng.</i> Southern Shan States: M. 26,224, F. 27,245; Karenni: M. 729, F. 780.
A11	Taungyo ...	10,967	11,565	<i>Toru.</i> Southern Shan States.
A12	P'un ...	121	122	<i>Hpon, Hpo, Hpye, Megyaw, Samong.</i> Myitkyina only.
A13	Atsi ...	3,034	2,629	<i>Tsi, Sei.</i> Myitkyina: M. 1,192, F. 1,439; Bhamo: M. 1,519, F. 873; Northern Shan States: N. 303, F. 317.
A14	Lashi ...	8,356	8,214	Myitkyina: M. 6,422, F. 6,193; Northern Shan States: M. 1,599, F. 1,703; Bhamo: M. 300, F. 318; also Putao: M. 5.
A15	Maru ...	9,827	10,750	<i>Lawngwaw.</i> Myitkyina: M. 5,132, F. 5,857; Northern Shan States: M. 4,468, F. 4,966; Bhamo: M. 209, F. 222; and Putao: M. 18, F. 5.
A16	Maingtha ...	276	63	<i>Achang, Ngachang, Mongsu, Lahsa Shan, Hohsa Shan, Khe-hsa.</i> Bhamo, Myitkyina and Katha.
B	Lolo-Mus'o group ...	39,418	36,273	
B1	Lis'aw ...	6,638	6,514	<i>Fawyin, Lisu.</i> Northern Shan States: M. 3,577, F. 3,535; Southern Shan States: M. 1,568, F. 1,419; Katha: M. 223, F. 649; Myitkyina: M. 670, F. 723.
B2	Lolo ...	380	389	<i>Lawlaw.</i> Northern Shan States only.
B3	Lahu ...	11,630	11,112	<i>Mus'o, Manghtam.</i> Southern Shan States only.
B4	Akò ...	30	21	Southern Shan States only.
B5	I'yun ...	506	421	<i>Hpin.</i> Southern Shan States only.
B6	Kwi ...	1,851	1,825	<i>Lahu-hsi.</i> Southern Shan States only.
B7	Akha ...	18,335	15,930	<i>Kaw, I-kaw, Kha-kaw, Kao.</i> Southern Shan States only.
B8	Nung ...	25	39	<i>Anung, Khanung, Kioutsu, Lutso.</i> Putao only.
B9	Tangsir	<i>Kwinpang.</i> Spoken in Putao outside the census area.
B10	Hop'a	Spoken in Putao District outside the census area.
B11	Wat'ao-khum ...	18	22	Myitkyina
C	Kuki-Chin group ...	134,026	134,365	
C1	Meit'ei ...	1,794	610	<i>Manipuri, Kathò.</i> Distribution is shown in Part III of this Table.
C2	T'ado ...	1,231	1,112	Chin Hills: M. 922, F. 910; Kyaukpyu: M. 209, F. 202.
C3	Siyin ...	1,512	1,631	<i>Htaote.</i> Chin Hills: M. 1,494, F. 2,623; Upper Chindwin: M. 18, F. 8.
C4	Sokte ...	8,597	8,766	Chin Hills: M. 8,404, F. 8,579; Upper Chindwin: M. 193, F. 187.
C5	Kamhow ...	4,361	4,303	Chin Hill: M. 3,606, F. 3,596; Upper Chindwin: M. 468, F. 425; Hill District of Arakan: M. 267, F. 222.
C6	Paite ...	580	574	<i>Vuite.</i> Chin Hills only.
C7	Yo ...	2,746	2,703	Chin Hills only.

IMPERIAL TABLE X.—*Language.* PART IB.—*Provincial Totals of Speakers of each Language—contd.*

Language.		Males.	Females.	Remarks.
				(See Note 6 on page 133.)
1		2	3	4
C8	Tashon ...	3,500	4,059	<i>Shunkla, Falam Chin.</i> Chin Hills: M. 3,306, F. 3880; Upper Chindwin: M. 194, F. 179.
C9	Yahow ...	4,588	5,457	<i>Zahow.</i> Chin Hills only.
C10	Laiyo ...	4,472	4,805	<i>Laisau, Hlunseo.</i> Chin Hills: M. 4,406, F. 4,766; Upper Chindwin: M. 66, F. 39.
C11	Kwangli ...	1,055	1,949	Chin Hills only.
C12	Ngorn ...	1,908	1,924	<i>Bwelkwa, Taping.</i> Chin Hills.
C13	Kwelshim ...	1,163	1,295	<i>I, Mi Eyr.</i> Chin Hills only.
C14	Lai ...	9,700	9,738	<i>Ilaka Chin.</i> Chin Hills: M. 9,396, F. 9,433; Upper Chindwin: M. 304, F. 305.
C15	Tlantlang	Reported to be a dialect of Lai. The speakers however have all been returned as speaking Lai.
C16	Yokwa ...	97	115	Chin Hills.
C17	Lakher	6	Hill District of Arakan.
C18	Lawt'u ...	1,619	1,424	<i>Lohtau.</i> Chin Hills only.
C19	Yotun ...	2,550	2,550	Chin Hills only.
C20	Shentang ...	2,862	2,858	Chin Hills only.
C21	Lushei ...	150	147	<i>Ngente.</i> Upper Chindwin: M. 128, F. 128; Chin Hills: M. 31, F. 25.
C22	Hualngo ...	1,490	1,660	<i>Whenoh.</i> Chin Hills only.
C23	Kyaw ...	183	168	<i>Chaw.</i> Hill District of Arakan only.
C24	Anu ...	349	363	Hill District of Arakan only.
C25	Chinbok	<i>Yawdwun, Twi-li-chang.</i> Pakokku Hill Tracts. Returned as Chin (unknown).
C26	Chinbon ...	345	338	<i>Ur-per, Twi-sheap, Num-lan.</i> Recorded as such only in Akyab. It is more plentiful in Pakokku and the Pakokku Hill Tracts where it has been recorded as Chin (unspecified).
C27	Chinmè	<i>Rawwan.</i> Pakokku. It has probably been returned as Chin (unspecified).
C28	Khami ...	13,599	12,972	<i>Ayaing Khami, Awa Khami, Kwe myi.</i> Akyab: M. 7,500, F. 6,920; Hill District of Arakan: M. 6,099, F. 6,052.
C29	Taungtha ...	2,836	3,417	<i>Rongtu.</i> Pakokku only.
C30	Yindu ...	51	54	<i>Ni-du, Hniyun, Ka-dhak, Ka-chak.</i> Recorded in Hill District of Arakan. It is also spoken in the Pakokku Hill Tracts where it has been recorded as Chin (unspecified).
C31	Sho	<i>Southern Chin, Asho-so.</i> Spoken in Thayetmyo, Minbu, Prome and Sandoway. Unfortunately it has been entered in the schedules as Chin (unspecified).
C32	Chin (unspecified kind)†	52,864	52,626	Distribution is shown in Part III of this Table.
C33	Chaunggyi Chin ...	349	317	Akyab only.
C34	Kaukadan ...	6	3	Akyab.
C35	Kaungtao ...	33	24	Hill District of Arakan.
C36	Ledu ...	1,016	595	Kyaukpyu: M. 680, F. 707; Akyab: M. 336, F. 288.
C37	Matu ...	23	28	Kyaukpyu only.
C38	Saingbaung ...	3,814	3,418	Kyaukpyu: M. 3,773, F. 3,418; Akyab: M. 48.
C39	Sittu ...	2,032	1,886	Kyaukpyu only.
C40	Taman ...	32	60	Upper Chindwin only.
D	Naga Group ...	197	205	
D1	Naga (unspecified kind)§	80	86	Upper Chindwin only.
D2	Tangkul ...	117	119	Upper Chindwin only.
D3	Senkadong	Upper Chindwin only. This language has probably been returned as Naga (unspecified).
E	Kachin Group ...	70,110	75,808	
E1	Kachin ...	69,969	75,649	<i>Chingpaw, Singpho, Shingpraw, Theinbaw, Ka-hang, Khaku, Kawri, Maran, Marip, Lahtawng, Laphai, Nkum.</i> For distribution, see Part II of this table.
E2	Nogmung ...	77	91	Putao only.
E3	Nüt	Spoken in Putao Dist. outside the census area.
E4	Pangsü	Spoken in Putao Dist. outside the census area.

*† See Note 7 on page 133.

‡§ That is, persons for whom the racial description given in the enumeration-record was only *Chin* (or *Naga*).

IMPERIAL TABLE X.—*Language.* PART IB.—*Provincial Totals of Speakers of each Language—contd.*

Language.		Males.	Females.	Remarks.
				(See Note 6 on page 133.)
1		2	3	4
E5	Kang	Spoken in Putao Dist. outside the census area. Spoken in Putao Dist. outside the census area. Putao District only. Spoken in Putao Dist. outside the census area. Spoken in Putao Dist. outside the census area.
E6	Langkhai	
E7	Nokkyo ...	64	68	
E8	Yoya	
E9	Tawhawng	
F.	Sak (Lul) Group ..	12,297	12,848	
F1	Kadu ...	8,935	9,659	<i>A-sak.</i> Katha: M. 8,409, F. 9,137. Katha; M. 205, F. 228, Upper Chindwin; M. 272, F. 285.
F2	Ganan ...	59	513	
F3	Sak ...	321	293	<i>Thet.</i> Akyab District only. Akyab District only.
F4	Daingnet ...	2,532	2,383	
G	Mishmi Group	
G1	Khaman-Mishmi	Spoken in Putao Dist. outside the census area.
H	Mro Group ...	7,283	7,061	
H1	Mro ...	7,263	7,061	<i>Mru.</i> See Part II of this table.
I	Tai Group ..	461,825	460,182	
I1	Shan (unspecified kind)†	162,264	164,251	For distribution, see Part III of this table. <i>Tai-awn, Mong Leng, Tai-chaung, Shweli Shan,</i> see Part III of this table.
I2	Shangale ...	237,964	236,914	
I3	Shangyi ...	9,117	8,957	<i>Tai-long.</i> See Part III of this table. <i>Shan-Chinese, Tai-hia, Tai-khawng, Tai-Nu,</i> Bhamo; M. 5,212, F. 5,018; Myitkyina: M. 3,023, F. 2,427; Southern Shan States: M. 2,532, F. 2,147; Northern Shan States; M. 1,483, F. 1,028; and scattered Southern Shan States only.
I4	Shan-Tayok ...	12,685	10,788	
I5	Daye ...	414	332	<i>Yodaya Shan, Htai.</i> Amherst: M. 2,598, F. 2,029; Mergui: M. 2,074, F. 1,954; and few scattered.
I6	Siamese ...	4,729	4,014	
I7	Khun ...	16,243	16,967	Southern Shan States only.
I8	Lu ...	12,834	13,274	Southern Shan States only.
I9	Lao ...	2,307	1,544	<i>Yun.</i> Southern Shan States, M. 1,411, F. 1,458; Amherst: M. 458; Salween; M. 182, F. 44; Karenni: M. 112, F. 41; and a few scattered.
I10	Shan-Bama ...	2	3	<i>Tai-man.</i> Myitkyina. Putao: M. 2,658, F. 2,997; Myitkyina: M. 108, F. 147.
I11	Kamti ...	2,766	3,138	
I12	Annamese	<i>Kiao.</i> There are few speakers in the Southern Shan States, they have probably been returned as Shan (unspecified).
I13	Tai-Lem	
I14	Tai-Loi	
J	Malay Group ...	2,739	2,638	
J1	Malay ...	1,813	1,633	<i>Pashu.</i> Mergui: M. 1,801, F. 1,619; also a few scattered. <i>Mawken.</i> Mergui only.
J2	Salon ...	926	1,005	
K	Mon Group ...	97,020	92,243	
K1	Talaing ...	97,020	92,243	<i>Daleng, Mon, Peguan, Martabanese.</i> For distribution, see Part II of this table.
L	Palaung-Wa Group ...	74,239	78,602	
L1	Wa ...	7,211	6,537	<i>La, Lawa, Sawn, Son, Hson, Kham, Haensum;</i> Northern Shan States: M. 3,609, F. 3,309; Southern Shan States; M. 3,509, F. 3,226; Mandalay: M. 2.
L2	Danaw ...	679	754	<i>Ganaw.</i> Southern Shan States only. <i>In.</i>
L3	En	

† That is, persons for whom the racial description given in the enumeration-record was only *Shan*.

IMPERIAL TABLE X.—Language. PART IB.—Provincial Totals of Speakers of each Language—contd.

	Language.	Males.	Females.	Remarks.
	1	2	3	4
L4	Khamuk	195	8	<i>Khamu</i> , Southern Shan States; M. 133, F. 8. Remainder in Northern Shan States, Salween and Karenni.
L5	Lem	400	382	Southern Shan States only.
L6	Tai-Loi	<i>Wakut</i> .
L7	Yang (unspecified kind)†	576	621	<i>Yi, Riang</i> , Southern Shan States only.
L8	Yanglam	6,374	6,449	<i>Karenni, Yangwan-kun, Yang-kaw-leng</i> , Southern Shan States; M. 5,834, F. 5,913; Northern Shan States; M. 540, F. 566.
L9	Yangsek	<i>Kiangleng</i> , Probably returned as Yang (unspecified).
L10	Palaung and Pale ...	58,904	58,921	<i>Katurr, Kunloi, Kwanhai, Manloi, Ngawnhant, Kumai, Tawpana, Tawngma, Ta-ang</i> , Northern Shan States; M. 50,708, F. 50,884; Southern Shan States; M. 6,502, F. 5,834; Kotha; M. 2,054, F. 1,933; also a few scattered.
M	Khasi Group	
M1	Khasi	Spoken in Putao District outside the census area.
N	Karen Group¶	557,995	556,021	
N1	Karen (unspecified kind)§	50,852	47,861	For distribution, see Part III of this table.
N2	Sgaw	182,269	185,015	<i>Bama-Kavin, Palti</i> , For distribution, see Part III of this table.
N3	Paku	113	593	<i>Bugu</i> , Karenni; M. 457, F. 491; Toungoo; M. 102, F. 102; rest scattered.
N4	Wewaw	123	133	<i>Wawa</i> , Karenni; M. 110, F. 132; Tavoy; M. 7, F. 1.
N5	Monnepwa	35	37	<i>Monnepwa</i> , Toungoo only.
N6	Bwè	5,168	5,459	<i>Bwè, Bge, Manò</i> , Karenni; M. 2,265, F. 2,647; Toungoo; M. 2,401, F. 2,300; Southern Shan States; M. 419, F. 413; also a few scattered.
N7	Brek	309	307	<i>Brek</i> , Karenni.
N8	Karenbyu	5,604	5,550	<i>Gebi, Kuanti, Konni, Tabara, Tayang</i> , Toungoo; M. 4,368, F. 4,495; Karenni; M. 662, F. 610; Southern Shan States; M. 322, F. 285; Yamèthin; M. 127, F. 141; remainder in Bhamo and Myaungmya.
N9	Pwo ¶	172,609	173,857	<i>Talung Kayin, Mohti, Mohtrik, Shu, Blaimaw</i> , For distribution, see Part III of this table.
N10	Mopwa	<i>Mopwa</i> , Spoken in Toungoo. The language has probably been returned as Karen (unspecified).
N11	Taungthu	104,637	105,898	<i>Fa O, Tilaok, Kunlong, Balah, Nakrai, Tawntin</i> , Southern Shan States; M. 71,935, F. 74,182; Thaiton; M. 25,447, F. 24,302. Others mostly in Toungoo, Pegu, Amherst, and Karenni.
N12	Padaung	7,060	6,683	<i>Padaw</i> , Southern Shan States; M. 6,732, F. 6,351; Karenni; M. 312, F. 326; and a few scattered.
N13	Yinbaw	2,632	2,700	<i>Yeinbaw, Gunga, Ketawngdu, Lawi</i> , Karenni; M. 2,288, F. 2,400; Southern Shan States; M. 328, F. 300; Myitkyina; M. 16.
N14	Gheko	1,278	1,301	<i>Gaku</i> , Toungoo; M. 650, F. 690; Southern Shan States; M. 627, F. 605.
N15	Karenni	15,203	18,685	<i>Kaya, Lakan, Mite, Mawu-Manaw, Taru, Yintalai, Yangtalat</i> , Karenni; M. 12,687, F. 15,024; Southern Shan States; M. 1,665, F. 1,804; Toungoo; M. 923, F. 841; Amherst; M. 215, F. 166; rest scattered.
N16	Zayein	2,003	1,908	<i>Banpa, Banyang, Banyin, Banyok, Gaungta, Kalasi, Kawng-Sawng, Loilong, Hohta, Lahta, Labang, Zarsin</i> , Southern Shan States; M. 1,995, F. 1,899; Karenni; M. 8, F. 9.
N17	Talaing-Kalasi	Spoken in Yamèthin. This language has probably been returned as Karen (unspecified), or Zayein.

§ That is, persons for whom the racial description given in the enumeration-record was only *Karen* (or *Yang*).

¶ See Chapter IX of the Report Volume concerning a probable defect of about 4,000 Pwo females wrongly tabulated as speakers of Burmese.

IMPERIAL TABLE X.—*Language*. PART IB.—*Provincial Totals of Speakers of each Language—contd.*

Language.		Males.	Females.	Remarks.
				(See Note 6 on page 133.)
1	2	3	4	
O	Man Group ...	331	260	
O₁	Miao ...	226	168	<i>Miao-tsu, Miaobyu. Pe Miao, Hmeng, Mung, Khe-pok.</i> Southern Shan States only.
O₂	Yao ...	105	92	<i>Lanten.</i> Southern Shan States only.
R	Chinese Group ...	81,116	38,046	For distribution of Chinese Languages as a whole, see Part II of this Table.
R₁	Yunnanese ...	33,675	2,941	<i>Amyi Layok, Momyi, Tayok, Khe-long.</i> Northern Shan States: M. 28,232, F. 21,733. Rest in Southern Shan States, Myntkyina, Bhamo and scattered.
R₂	Other Chinese Languages.	47,441	15,105	<i>Tayok, Tarok, Talok, Khe Pauk-paw.</i>
X	Indian Languages ...	646,168	234,228	For distribution of Indian Languages as a whole, see Part II of this Table. The distribution of separate languages is not given.
	Arabic ...	162	67	
	Persian ...	358	92	
	Pashto ...	1,557	47	
	Baluchi ...	0	5	
	Kashmiri ...	34	22	
	Sindhi ...	152	15	
	Marathi ...	697	306	
	Oriya ...	45,800	1,745	
	Bihari ...	0	2	
	Bengali ...	195,41	101,008	
	Assamese ...	217	91	
	Hindi ...	14,188	5,620	
	Hindustani ...	103,025	24,23	
	Urdu ...	7,095	2,250	
	Punjabi ...	13,806	4,039	
	Gujarati ...	9,410	3,730	
	Rajasthani ...	973	214	
	Nepali ...	15,277	6,620	
	Garhwali ...	240	23	
	Goanese ...	244	26	
	Tamil ...	101,392	50,866	
	Malayalam ...	5,27	509	
	Kanarese ...	70	59	
	Kodagu ...	1	...	
	Telugu ...	127,591	27,928	
	Unspecified ...	5,8	...	
Y	European Languages	14,178	10,268	For distribution of European Languages as a whole, see Part II of this Table. With the exception of English the distribution of separate languages is not given.
	English ...	13,955	10,130	
	Danish ...	1	...	
	Dutch ...	17	7	
	Flemish ...	1	...	
	French ...	53	61	
	German ...	1	...	
	Greek ...	7	3	
	Italian ...	20	25	
	Portuguese ...	116	32	
	Russian ...	1	...	
	Spanish ...	2	3	
	Swedish ...	2	1	
	Swiss ...	2	...	
Z	Other Languages ...	590	405	For distribution of "Other Languages" as a whole, see Part II of this Table. The distribution of separate languages is not given.
	Hebrew ...	207	128	
	Armenian ..	48	34	
	Singhalese ...	72	12	
	Turkish ...	1	...	
	Japanese ...	224	227	
	Tagalog and other Philippine languages.	42	3	
	Nicobarese ...	5	1	

* See Note 7 on page 133.

IMPERIAL TABLE X.—*Language.* PART IC.—*Alphabetical Index for Indigenous Races and Languages.*

NOTE.—The letter against each name indicates the Group to which it belongs and the number is its serial number in that Group in Part IB of this Table or Part I of Imperial Table XIII.


A18 Achang	C30 Hniyun	A16 Lahsa-Shan
B7 Akha	B10 Hop'a	N16 Lahta
B4 Akô	A16 Hohsa-Shan	E1 Lahtawng*
A10 Angsa	N16 Hohta	B3 Lahu
I18 Annamese	B5 Hpin	B6 Lahur-hai
B8 Anung	A12 Hpô	C14 Lai
C24 Anu	A10 Hpon	C10 Laiyo
R1 Anya Tayok	A12 Hpye	C10 Laltau
A2 Arakanese	L1 Hsen	C17 Lakher
S3 Arakan-Kaman*	L1 Hsensum	N15 Lakan
S1 Arakan-Mahomedan*	I6 Htai	O2 Lanten
F1 Asak	C3 Htaote	E6 Langkhai
C31 Asho-zo	C22 Hualngo	I9 Lao
A13 Atsi		E1 Laphai*
C28 Awa Khami		E14 Lashi
C28 Ayaing Khami		A15 Lawngwaw
	C13 I	L1 Lawa
	B7 I-Kaw	N13 Lawi
	L3 In	B2 Lawlaw
	A10 Intha	C18 Lawt'u
		C36 Ledu
N11 Balah		L5 Lem
A1 Bama	C30 Ka-chak	B1 Lis'aw
N2 Bama-kayin	E1 Kachin	B1 Lisu
N16 Banpa	C30 Ka-dhak	N16 Loilong
N16 Banyang	F1 Kadu	N15 Lokan
N16 Banyin	E1 Kahang	B2 Lolo
N16 Banyok	N16 Kalasi	C18 Lohtaw
A6 Beik	S3 Kaman* (Arakan-Kaman)	I8 Lu
N6 Bge		C21 Lushei
L8 Black-Riang		B8 Lutze
L8 Black-yin		
N9 Blaimaw	C5 Kamhow	
N6 Brè	I11 Kamti-Shan	
N7 Brek	E5 Kang	
A1 Burmese	B7 Kao	
N6 Bwè	N1 Karen (unspecified kind)	
C12 Bwelkwa	N8 Karenbyu	A16 Maingtha
	L8 Karennet	J1 Malay
	N15 Karenni	B3 Manghtam
	C1 Kathè	C2 Manipuri
	C34 Kaukadan	L10 Manloi
C33 Chaunggyi Chin	C35 Kaungtao	A10 Man-Nawng
A4 Chaungtha	B7 Kaw	N6 Manô
C23 Chaw	N16 Kawng-Sawng	N15 Manu-Manaw
C32 Chin (unspecified kind).	E1 Kawrif	E1 Marant
C25 Chinbok	N13 Kekawngdu	E1 Marip*
C26 Chinbon	B7 Kha-kaw	K1 Martabanese
R2 Chinese (other than Yunnanese).	E1 Khakut	A15 Maru
C27 Chinmè	L1 Khalam	C37 Matu
E1 Chingpaw	G1 Khaman-Mishmi	J2 Mawken
	C28 Khami	A12 Megyaw
	I11 Khamti	C30 Men
F4 Daingnet	L4 Khamu	C1 Meit'ei
K1 Daleng	L4 Khamuk	A6 Merguese
L8 Danaw	B8 Khanung	O1 Miao
A9 Danu	M1 Khasi	O1 Miaobyu
A5 Dawè	R8 Khe	O1 Miaotsu
I5 Daye	A16 Khe-hsa	C13 Mi-err
	R1 Khe-long	G1 Mishmi
	O1 Khe-pok	N15 Mite
	I7 Khun	N9 Mohteik
	I12 Kiào	N9 Mohti
	B8 Kioutse	R1 Momyin-Tayok
	N8 Konni	K1 Mon
	N11 Kunlong	I2 Mong Leng
	N8 Kunni	A16 Mongsa
	C11 Kwangli	N5 Monnpga
N14 Gaku	L10 Kwanghai	N5 Monnepwa
F2 Ganan	C13 Kwelshim	N10 Mopga
L2 Ganaw	C28 Kwe-myi	N10 Mopwa
N16 Gaungto	B6 Kwi	A1 Mranma
N8 Geba	B10 Kwinpang	H1 Mro
N14 Gheko	C23 Kyaw	H1 Mru
N13 Gunnga		B3 Mus'o
		N9 Mubteik
		N9 Muhl
		O1 Mung
C14 Haka Chin		
C10 Hlunseo	L1 La	
O1 Hmeng	A7 Labein	

IMPERIAL TABLE X.—Language. PART IC.—Alphabetical Index for
Indigenous Races and Languages—concl'd.

NOTE.—The letter against each name indicates the Group to which it belongs and the number is its serial number in that Group in Part IB of this Table or Part I of Imperial Table XIII.

A1	Myanma	I10	Shan-Bama	E1	Theinbaw
A6	Myeik	I4	Shan-Chinese	F3	Thet
		I2	Shangale	N11	Titauk
D1	Naga (unspecified kind)	I3	Shangyi	A11	Toru
N11	Nakrai	I4	Shan-Tayok	A13	Tsi
A16	Ngachang	C20	Shentang	C25	Twi-li-chang
L10	Ngawnhawt	E1	Shingpraw	C26	Twi-sheep
C21	Ngente	C31	Sho		
C12	Ngorn	N9	Shu		
C30	Ni-du	C8	Shunkla	C26	Ur-per
E1	Nkum*	I2	Shweli-Shan		
E2	Nogmung	I6	Siamese	C6	Vuite
E7	Nokkyo	E1	Singpho		
E3	Ntit	C39	Sittu		
C26	Num-Lan	C3	Siyin	L1	Wa
B8	Nung	C4	Sokte	B11	Wat'ao-khum
		L1	Son	L6	Wekut
		C31	Southern Chin	N4	Wewa
		A13	Szi	N4	Wewaw
				C22	Whenoh
N12	Padaung	L10	Ta-ang	A7	Yabein
N12	Padaw	N16	Tabaling	C9	Yahow
C6	Paite	N8	Tabara	A2	Yakaing
N2	Pahti	C2	T'ado	A3	Yanbye
N3	Paku	I2	Tai-awn	L7	Yang (unspecified kind)
L10	Phaung	I2	Tai-chaung	L8	Yang-kaw-Leng
L10	Paie	I4	Tai-chawng	L8	Yang Lam
E4	Pangsui	I4	Tai-khe	L9	Yang-Sek
N11	Pa-o	I13	Tai-Lem	N15	Yangtalai
J1	Pashu	I14	Tai-Loi (of Mogok)	L8	Yang-wan-kun
R2	Paukpa*	L6	Tai-Loi (Southern Shan States)	O2	Yao
K1	Peguan	I3	Tai Long	A8	Yaw
O1	Pe-Miao	I10	Tai-Mah		
N7	Pre	A10	Tai-Nawng	C25	Yawdwin
N9	Pwo	I4	Tai-Nö	B1	Yawyin
A12	P'un	I2	Tai-on	L7	Yin
B5	Pyin	K1	Talaing	N13	Yinbaw
		N9	Talaing-kayin	C30	Yindu
A2	Rakhaing	N17	Talaing Kalasi	N15	Yintalai
A3	Ramree	R2	Talok	C7	Yo
C27	Rawvan	C40	Taman	I6	Yodaya
L9	Red-Riang	D1	Tangkui	C16	Yokwa
L9	Red-Yin	B9	Tangsir	C19	Yotun
L7	Riang	C12	Tapong	E8	Yoya
L9	Kiangleng	R2	Tarok	I9	Yun
C29	Rongtu	N15	Taru	R1	Yunnanese
L10	Rumai	C8	Tashon		
		C29	Taungtha	A7	Zabein
C38	Saingbaung	N11	Taungthu	C9	Zahow
F3	Sak	A11	Taungyo	N16	Zarein
J2	Salon	A5	Tavoyan	N16	Zayein
A12	Samong	E9	Tawhawng	S2	Zerbadi*
L1	Sawn	L10	Tawngma		
D3	Senkadong	N11	Tawthu		
N2	Sgaw	R2	Tayok		
I1	Shan (unspecified kind)				

* † See Note 7 on page 133 for the meanings of these marks.



District or State,	Total Population,		A.—Burma Group,		B.—Lolo-Mas'o Group,		C.—Kuki-Chin Group,	
	Males,	Females,	Males,	Females,	Males,	Females,	Males,	Females,
1	2	3	4	5	6	7	8	9
PROVINCIAL TOTAL ...	6,735,516	6,433,583	4,533,501	4,689,135	39,413	36,273	134,025	134,355
DIVISIONAL BURMA ...	5,991,623	5,706,785	4,432,263	4,599,830	1,537	1,451	133,938	134,333
<i>Arakan Division</i> ..	<i>472,227</i>	<i>487,019</i>	<i>292,098</i>	<i>300,021</i>	<i>82,041</i>	<i>81,874</i>
1 Akyab ...	309,564	266,866	154,995	152,262	12,891	12,120
2 Hill District of Arakan ...	10,790	10,124	1,135	988	8,006	7,897
3 Kyaukpyu ...	96,569	103,304	85,478	94,158	8,325	7,750
4 Sandoway ...	55,304	56,725	50,490	52,613	3,719	3,907
<i>Pegu Division</i> ..	<i>1,268,914</i>	<i>1,050,379</i>	<i>886,291</i>	<i>889,470</i>	<i>1</i>	..	<i>6,988</i>	<i>6,622</i>
5 Rangoon Town ...	236,689	105,273	70,795	58,216	55	52
6 Insein ...	156,704	136,229	112,311	107,885	88	86
7 Hanthawaddy ...	201,043	163,581	142,703	138,157	52	...
8 Tharrawaddy ...	216,261	216,168	221,856	229,010	694	535
9 Pegu ...	235,324	210,190	120,148	175,682	1	..	818	636
10 Prome ...	182,803	188,772	109,477	180,420	4,276	4,323
<i>Irrawaddy Division</i> ..	<i>1,048,877</i>	<i>981,867</i>	<i>804,982</i>	<i>804,294</i>	<i>1,397</i>	<i>1,465</i>
11 Bassein ...	252,947	236,226	185,492	185,143	115	111
12 Henzada ...	273,439	277,481	244,264	253,118	1,243	1,342
13 Myaungmya ...	106,757	173,794	120,570	121,210	12	1
14 Ma-ubin ...	168,513	161,593	121,025	126,017	22	...
15 Pyapön ...	156,721	132,273	127,581	118,776	5	1
<i>Tenasserim Division</i> ..	<i>847,446</i>	<i>768,078</i>	<i>401,646</i>	<i>396,685</i>	<i>294</i>	<i>268</i>
16 Toungoo ...	197,505	184,378	134,790	134,716	292	263
17 Salween ...	26,811	23,568	1,562	900
18 Thatön ...	245,909	225,191	85,536	82,854
19 Amherst ...	223,348	194,562	65,303	63,354	2	..
20 Tavoy ...	86,994	75,792	69,439	69,705
21 Mergui ...	72,878	62,587	44,956	44,106
<i>Magwe Division</i> ..	<i>706,247</i>	<i>738,627</i>	<i>652,878</i>	<i>698,697</i>	<i>36,226</i>	<i>37,088</i>
22 Thayetmyo ...	125,283	130,123	113,779	119,786	9,226	9,508
23 Pakökku ...	223,943	241,822	214,722	233,093	7,717	8,426
24 Minbu ...	134,495	139,807	122,884	131,340	8,923	8,023
25 Magwe ...	211,286	211,566	201,381	209,432	760	1,013
26 Pakökku Hill Tracts ...	9,840	10,203	92	46	9,599	10,113
<i>Mandalay Division</i> ..	<i>486,894</i>	<i>418,467</i>	<i>279,867</i>	<i>286,811</i>	<i>1,680</i>	<i>1,451</i>	<i>1,181</i>	<i>284</i>
27 Mandalay ...	182,999	173,622	152,861	162,906	1,066	191
28 Mandalay City ...	77,763	71,154	62,866	67,200	726	6
29 Bhamo ...	56,688	56,072	15,628	14,444	..	18	8	...
30 Myitkyina ...	63,419	54,963	21,414	18,925	688	745	46	40
31 Katha ...	128,444	125,281	89,711	88,925	823	649	60	3
32 Putao ...	4,144	3,529	53	21	25	39	1	...
<i>Sagaing Division</i> ..	<i>641,290</i>	<i>709,106</i>	<i>560,681</i>	<i>622,747</i>	<i>56,288</i>	<i>57,860</i>
33 Shwebo ...	184,208	206,576	181,510	205,630	11	...
34 Sagaing ...	155,054	171,854	153,032	171,116	107	107
35 Lower Chindwin ...	150,693	186,187	154,842	185,725	6	1
36 Upper Chindwin ...	90,713	88,532	61,184	60,241	2,262	1,930
37 Chin Hills ...	54,122	55,957	63	34	52,847	55,322
<i>Meiktila Division</i> ..	<i>582,229</i>	<i>616,642</i>	<i>564,120</i>	<i>608,655</i>	<i>682</i>	<i>642</i>
38 Kyaukse ...	70,449	72,223	69,182	71,800	2	4
39 Meiktila ...	137,573	152,224	133,052	151,127	1	...
40 Yamethin ...	160,913	162,276	150,140	157,522	668	638
41 Myingyan ...	213,294	222,714	211,446	218,206	11	...
EASTERN STATES ...	743,893	726,798	101,238	99,305	37,876	34,822	89	22
42 Northern Shan States ...	225,700	273,523	26,495	24,157	3,957	3,924	23	...
43 Southern Shan States ...	497,064	480,554	73,350	73,974	33,919	30,898	66	...
44 Karonni ...	31,129	32,721	1,393	1,174

PART II.—Language-Groups in each District.

[Continued on next page.]

D.—Naga Group.		E.—Kachin Group.		F.—Sak (Lul) Group.		H.—Mro Group.		I.—Tai (Shan) Group.		J.—Malay Group.		Serial No. of District, etc. (See column 1).
Males.	Females.	Males.	Females.	Males.	Females.	Males.	Females.	Males.	Females.	Males.	Females.	
10	11	12	13	14	15	16	17	18	19	20	21	
197	205	70,110	75,808	12,297	12,848	7,263	7,061	461,325	460,182	2,739	2,638	
197	205	42,244	45,292	12,200	12,825	7,263	7,061	107,528	106,423	2,739	2,638	
..	2,853	2,676	7,263	7,061	22	1	
..	2,853	2,676	6,218	6,014	13	1	1
..	1,045	1,047	2
..	3	3
..	6	4
..	..	18	6	7,686	7,864	7	7	
..	..	15	69	77	2	..	5
..	..	1	2,333	2,308	6
..	1,151	1,264	5	7	7
..	1,456	1,644	8
..	2,190	2,105	9
..	..	2	6	387	456	10
..	844	299	..	8	
..	125	101	11
..	124	88	12
..	66	80	13
..	21	23	..	3	14
..	8	5	15
..	..	1	22,271	19,178	2,781	2,628	
..	5,624	5,000	16
..	2,301	1,597	17
..	2,769	2,280	4	..	18
..	..	1	5,503	4,725	..	4	19
..	35	18	20
..	6,999	5,558	2,727	2,694	21
..	28	21	
..	2	1	22
..	1	1	23
..	13	14	24
..	7	5	25
..	26
..	..	42,136	45,267	9,007	9,789	68,372	68,821	1	..	
..	..	698	63	1,787	1,739	1	..	27
..	..	61	6	49	4	1	..	28
..	..	20,493	21,283	142	170	16,093	15,027	29
..	..	17,595	17,644	251	254	14,600	13,913	30
..	..	3,089	3,074	8,614	9,365	18,190	19,313	31
..	..	351	193	2,696	3,029	
197	206	88	28	840	660	28,896	26,019	
..	..	45	2	3	6	5	6	32
..	6	2	33
..	17	7	34
197	205	43	26	337	354	23,668	25,004	35
..	36
..	..	1	1	214	180	
..	28	27	37
..	43	11	38
..	..	1	1	143	90	39
..	2	40
..	..	27,866	30,516	97	23	353,797	353,759	
..	..	27,796	30,422	97	23	135,044	156,798	41
..	..	70	94	218,144	210,446	42
..	7,609	6,515	43

District or State.		K.—Mon Group.		L.—Palaung-Wa Group.		M.—Khaal Group.		N.—Karen Group.	
		Males.	Females.	Males.	Females.	Males.	Females.	Males.	Females.
1		28	29	34	35	36	37	38	39
Serial No.	PROVINCIAL TOTAL ...	97,020	92,243	74,239	73,602	557,995	*550,021
	DIVISIONAL BURMA ...	96,978	92,236	2,238	2,103	451,657	*444,771
	<i>Arakan Division</i>	67	7
1	Akyab	1	1
2	Hill District of Arakan	1	...
3	Kyaukpyu
4	Sandoway	65	6
	<i>Pegu Division</i> ..	820	276	64,188	66,918
5	Rangoon Town	96	10	844	679
6	Insein ...	49	37	16,679	17,407
7	Hanthawaddy	6	6	8,003	8,496
8	Tharrawaddy	11,746	12,118
9	Pegu ...	239	223	15,353	15,500
10	Prome	1,558	1,718
	<i>Irrawaddy Division</i> ..	150	134	159,426	*160,898
11	Bassein ...	34	53	46,746	48,116
12	Uenzada	18,871	21,080
13	Myaungmya	13	26	49,984	49,718
14	Ma-ubin	36,808	*33,819
15	Pyapón ...	103	55	7,016	7,660
	<i>Tenasserim Division</i> ..	96,600	91,821	68	17	284,887	226,861
16	Toungoo ...	176	169	20	38,584	36,853
17	Salween ...	8	...	21	92,149	90,957
18	Thaton ...	18,347	17,859	13	117,307	114,197
19	Amherst ...	77,574	73,454	12	17	42,265	49,180
20	Tavoy ...	348	284	5,061	5,193
21	Mergui ...	52	55	7,021	8,979
	<i>Magwe Division</i> ..	3	2	222	88
22	Thayetmyo	54	17
23	Pakòkku	74	1
24	Minbu ...	3	46	11
25	Magwe	2	48	...
26	Pakòkku Hill Tracts	9
	<i>Mandalay Division</i>	1	2,172	2,086	611	122
27	Mandalay	2	34	59
	<i>Mandalay City</i>	15	35
28	Bhamo	1	116	93	194	32
29	Myitkyina	37	14
30	Katha	9,054	1,993	346	24
31	Putao
	<i>Sagaing Division</i>	224	78
32	Shwebo	134	49
33	Sagaing	14	5
34	Lower Chindwin	39	16
35	Upper Chindwin	34	4
36	Chin Hills	10	6
	<i>Meiktila Division</i> ..	6	2	2,689	1,869
37	Kyaukse	13	18
38	Meiktila ...	1	938	10
39	Yamethin ...	4	2,978	1,825
40	Mjyngyan	2	9	6
	EASTERN STATES ...	42	7	72,001	71,499	106,338	111,250
41	Northern Shan States	1	...	54,348	54,761	392	25
42	Southern Shan States	6	...	17,633	16,738	24,385	26,266
43	Karenni ...	35	7	21,561	24,959

* See footnote 4 on page 138.

PART II.—Language-Groups in each District—concl'd.

O.—Man Group.		R.—Chinese Group.		X.—Indian Languages.		Y.—European Languages.				Z.—Other Languages.		Serial No. of District, etc. (See column 1).
Males.	Females.	Males.	Females.	Males.	Females.	English.		Other European Languages.		Males.	Females.	
80	81	82	83	84	85	86	87	88	89	90	91	
331	280	84,116	38,046	646,168	234,238	13,955	10,130	223	133	599	405	
...	...	53,438	15,858	633,039	231,359	13,549	9,869	221	126	598	405	
..	..	687	184	186,162	96,286	292	166	2	7	..	8	
...	...	423	113	131,900	93,537	268	138	2	1	...	3	1
...	595	191	8	1	2
...	...	67	15	2,601	1,370	5	2	3
...	...	47	6	966	179	11	14	4
..	..	28,808	8,660	272,628	76,217	7,977	6,069	168	71	468	329	
...	...	13,110	5,644	154,430	35,062	6,755	5,160	147	61	440	312	5
...	...	1,990	587	22,819	7,373	528	485	...	10	9	11	6
...	...	2,711	710	46,012	14,716	394	225	2	...	4	...	7
...	...	1,317	350	10,112	2,460	73	55	3	...	4	...	8
...	...	3,403	1,039	33,004	15,008	162	98	6	5	9
...	...	772	220	6,256	1,592	71	36	1	...	3	1	10
..	..	10,688	2,660	71,080	12,197	861	221	6	4	19	17	
...	...	2,274	584	17,946	2,273	205	132	3	3	7	10	11
...	...	1,145	348	7,717	1,454	72	49	3	1	...	1	12
...	...	3,270	702	16,814	2,629	25	20	3	6	13
...	...	1,255	245	9,352	1,443	30	13	14
...	...	2,739	771	19,232	4,998	29	7	9	...	15
..	..	9,747	2,169	78,467	26,820	1,218	1,148	27	17	90	88	
...	...	1,358	403	16,365	6,581	279	373	15	17	2	3	16
...	...	73	4	686	108	11	2	17
...	...	1,456	525	20,406	7,456	46	20	18
...	...	2,054	715	29,942	11,450	620	656	4	...	8	5	19
...	...	2,042	102	3,928	408	134	73	8	9	20
...	...	2,765	410	7,050	817	188	22	8	...	72	16	21
..	..	911	206	14,443	2,301	689	174	2	..	1	8	
...	...	208	69	1,972	737	42	5	22
...	...	149	28	1,226	265	34	14	23
...	...	250	60	2,331	354	44	5	1	24
...	...	304	48	8,767	901	417	150	1	..	1	6	25
...	147	44	2	26
..	..	6,608	1,779	88,970	11,709	2,688	1,762	26	80	16	16	
...	...	1,511	305	22,639	6,602	2,366	1,630	21	30	13	14	27
...	...	1,170	218	12,022	2,900	824	653	20	29	9	4	28
...	...	1,160	513	2,081	863	68	27	4	...	1	1	29
...	...	1,929	288	6,881	3,093	67	47	30
...	...	1,830	661	3,631	1,221	90	53	31
...	...	173	12	838	230	7	5	32
..	..	662	112	10,119	8,083	206	117	4	2	
...	...	240	55	2,603	799	63	34	4	2	33
...	...	77	13	1,775	583	43	28	34
...	...	118	26	1,643	391	35	20	35
...	...	90	9	2,855	744	43	15	36
...	...	27	9	1,153	560	22	20	
..	..	1,102	269	18,202	8,746	868	286	2	1	6	2	
...	...	133	54	1,064	312	26	13	1	37
...	...	273	28	3,215	1,244	147	104	3	...	38
...	...	499	129	7,082	1,959	157	112	1	...	39
...	...	197	58	1,901	431	28	6	1	1	1	2	40
331	280	30,878	22,188	13,129	2,879	408	261	2	7	3	...	
...	...	28,863	21,238	8,403	1,427	278	148	3	...	41
331	280	1,696	339	4,345	1,400	119	110	...	7	42
...	...	119	11	381	58	9	3	2	43

IMPERIAL TABLE X.—*Language.* PART III.—

Serial No.	District or State.	A.—Burmese.		A. and A.—Arakanese and Yanbye.*		A.—Other Burmese dialects.		C.—Mektil (Manipuri).	
		Males.	Females.	Males.	Females.	Males.	Females.	Males.	Females.
	1	2	3	4	5	6	7	8	9
	PROVINCIAL TOTAL ...	4,122,314	4,277,780	245,073	252,638	166,114	168,719	1,794	610
	DIVISIONAL BURMA ...	4,101,628	4,261,668	245,061	252,633	85,576	85,531	1,778	607
	<i>Arakan Division</i> ...	45,821	45,446	242,146	260,154	4,632	4,422	88	26
1	Akyab ...	2,772	2,413	148,592	146,346	3,631	3,503	31	26
2	Hill District of Arakan ...	9	15	125	54	1,001	919
3	Kyaukpyu ...	5,372	5,087	80,106	89,071
4	Sandoway ...	37,168	37,950	13,322	14,683	2	...
	<i>Pegu Division</i> ...	886,169	889,409	129	67	8	4	126	48
5	Rangoon Town ...	60,674	58,165	120	50	2	1	49	48
6	Insein ...	112,305	107,982	6	3
7	Hanthawaddy ...	142,702	138,152	...	2	1	3	49	...
8	Tharrawaddy ...	29,856	29,010	6	...
9	Pegu ...	180,147	175,680	1	2
10	Prome ...	169,475	180,420	2	81	...
	<i>Irrawaddy Division</i> ...	802,182	† 801,999	2,744	2,296	6	...	47	...
11	Bassein ...	182,828	182,872	2,661	2,271	3	...	8	...
12	Henzada ...	244,870	253,118	4	8	...
13	Myaungmya ...	126,493	121,180	77	84	10	...
14	Ma-ubin ...	121,024	† 126,047	1	...	23	...
15	Pyapön ...	127,577	118,776	2	...	9	...	5	...
	<i>Tenasserim Division</i> ...	886,926	829,812	20	12	66,701	66,811	6	...
16	Toungoo ...	134,730	134,716	1	...	59	...	4	...
17	Salween ...	1,556	900	6
18	Thatön ...	85,497	82,851	1	...	38	3
19	Amherst ...	65,161	63,249	4	3	108	102	2	...
20	Tavoy ...	4,029	3,494	11	7	65,399	66,204
21	Mergui ...	44,952	44,102	3	2	1	2
	<i>Magwe Division</i> ...	662,878	698,895	6	2	8	...
22	Thayetmyo ...	113,779	119,786
23	Pakökku ...	214,742	233,092	...	1	1	...
24	Minbu ...	122,880	131,359	4	1
25	Magwe ...	201,380	209,432	1	2	...
26	Pakökku Hill Tracts ...	92	46
	<i>Mandalay Division</i> ...	264,428	270,409	8	108	15,288	14,794	962	209
27	Mandalay ...	152,855	162,888	6	108	850	189
	<i>Mandalay City</i> ...	62,800	67,191	6	108	724	4
28	Bhamo ...	13,477	13,007	2,151	1,437	8	...
29	Myitkyina ...	8,450	5,614	16,964	13,311	44	17
30	Katha ...	89,614	88,284	2	...	95	41	60	3
31	Putao ...	30	16	83	5
	<i>Saigun Division</i> ...	660,627	622,747	8	...	1	...	697	820
32	Shwebo ...	181,510	205,630	11	...
33	Sagaing ...	153,032	171,116	107	107
34	Lower Chindwin ...	154,842	185,716	1	1
35	Upper Chindwin ...	61,180	60,241	3	...	1	...	471	912
36	Chin Hills ...	63	34	7	...
	<i>Mektila Division</i> ...	664,118	608,860	7	6	6	4
37	Kyaukse ...	69,181	71,800	1	2	4
38	Mektila ...	133,651	151,127	1
39	Yamethin ...	150,135	157,520	5
40	Mjyngyan ...	211,146	228,203	...	3	3	...
	EASTERN STATES ...	20,688	16,114	12	3	80,538	83,168	16	3
41	Northern Shan States ...	19,903	10,267	12	3	13,580	18,887
42	Southern Shan States ...	7,172	5,483	66,178	68,491	16	3
43	Karenni ...	613	364	780	810

* Part 1a of the table gives the location for Yanbye alone; other figures in this column are for Arakanese.
† Probably roughly 4,000 in excess; see footnote † on page 138.

Distribution by Districts of Selected Languages.

[Continued on next page.]

C9.—Chin (unspecified).		C.—Other Chin dialects.		11.—Shan (unspecified)		12.—Shangale.		13.—Shangl.		14.—Other Shan dialects		Serial No. of District, etc. (See column 1.)
Males.	Females.	Males.	Females.	Males.	Females.	Males.	Females.	Males.	Females.	Males.	Females.	
10	11	12	13	14	15	16	17	18	19	20	21	
52,884	52,828	79,367	81,119	182,264	164,251	237,964	238,914	9,117	8,957	51,980	50,060	1
52,791	52,807	79,367	81,119	32,530	32,578	49,833	50,544	8,430	8,492	16,735	14,809	2
10,084	10,688	22,274	21,056	10	1	12	3
4,284	4,228	8,576	7,866	1	1	12	4
1,025	949	6,981	6,948	5
1,568	1,509	6,717	6,241	3	6
3,717	3,907	6	7
6,868	6,674	4,889	4,848	288	262	2,788	2,877	186	79	8
6	4	65	71	4	4	9
88	86	178	173	244	237	1,719	1,816	132	79	10
3	1,151	1,214	11
688	525	1,456	1,642	..	2	12
918	636	1,155	1,043	19	13	988	1,048	48	1	13
4,955	4,393	394	453	1	3	2	..	14
1,860	1,456	182	148	86	68	148	88	15
113	111	1	11	3	18	92	72	16
1,235	1,349	107	72	4	..	13	16	17
2	1	25	37	..	45	41	18
..	21	23	19
..	1	8	5	20
288	288	12,811	11,212	3,693	3,057	1,018	887	6,248	4,042	21
288	263	4,433	3,781	818	873	369	346	4	..	22
..	7	7	1,989	1,543	99	..	200	47	23
..	1,411	1,180	748	596	550	500	..	4	24
..	2,406	2,630	41	45	..	21	3,056	2,029	25
..	29	10	6	8	26
..	4,025	3,604	2,074	1,954	27
88,886	88,886	2,887	3,417	28	19	..	1	..	1	28
9,226	9,508	8	3	29
4,879	5,009	2,837	3,417	1	1	30
8,923	8,083	13	13	..	1	31
758	1,013	7	5	32
9,599	10,113	33
219	25	14,889	16,741	22,818	22,841	4,478	4,656	11,194	10,884	34
216	2	1,783	1,736	4	3	35
2	2	45	4	4	36
..	149	143	7,561	7,275	3,171	3,491	5,212	5,018	37
2	23	609	666	9,907	9,809	951	861	3,133	3,577	38
..	12,313	13,158	5,341	5,714	351	303	191	98	39
1	35	38	3	..	2,958	2,991	40
680	898	54,266	56,647	698	697	28,100	24,818	8	4	41
..	5	6	42
..	6	2	43
..	14	3	3	4	44
5	45
375	393	1,416	1,325	568	686	23,100	24,318	46
..	..	52,840	55,388	47
677	688	178	114	18	12	22	4	6	..	48
..	28	27	49
..	43	11	50
1	108	74	13	12	28	4	6	..	51
648	638	2	52
8	53
73	19	129,754	131,873	188,131	186,370	687	465	35,245	35,251	54
83	128,951	131,494	4,285	3,985	317	991	1,591	1,028	55
89	19	775	148	176,817	176,057	109	62	33,443	34,179	56
..	8	38	7,129	6,388	961	119	211	44	57

IMPERIAL TABLE X.—Language. PART III.—Distribution by Districts of Selected Languages

Serial No.	District or State.	N1.—Karen (unspecified).		N2.—Sgaw.		N3.—Pwo.		Other Karen dialects.		Serial No. of District, etc. (See column 1).
		Males.	Females.	Males.	Females.	Males.	Females.	Males.	Females.	
		22	23	24	25	26	27	28	29	
	PROVINCIAL TOTAL ...	50,852	47,861	183,289	185,013	178,609	*173,857	145,285	149,290	
	DIVISIONAL BURMA ...	49,964	47,343	182,549	184,344	178,413	*173,655	40,731	39,429	
	<i>Arakan Division</i> ...	86	1	28	6	6	1	1	..	
1	Akyab ...	1	1	1
2	Hill District of Arakan	2
3	Kyaukpyu	3
4	Sandoway ...	34	..	26	5	5	1	4
	<i>Pegu Division</i> ...	18,266	12,467	88,789	86,742	6,166	6,478	984	1,281	
5	Rangoon Town ...	468	356	318	268	57	55	1	..	5
6	Insein ...	89	96	14,758	15,379	1,839	1,932	6
7	Hanthawaddy ...	1,350	1,215	2,983	3,468	3,659	3,799	11	14	7
8	Tharrawaddy ...	3,338	3,186	8,290	8,856	118	76	8
9	Pegu ...	6,561	6,300	7,332	7,367	488	616	9
10	Prome ...	1,449	1,314	108	404	1	10
	<i>Irrawaddy Division</i> ...	7,827	7,776	48,011	62,646	102,488	*99,928	99	47	
11	Bassein	11
12	Henzada ...	3,187	3,266	13,953	14,578	20,606	30,279	12
13	Myaungmya ...	3,521	3,382	11,118	13,155	4,232	4,543	13
14	Ma-ubin ...	781	841	5,992	6,284	43,162	42,571	16	29	14
15	Pyawñ ...	5	18	11,851	12,818	24,933	*20,946	19	7	15
	<i>Tenasserim Division</i> ...	28,249	26,439	100,846	96,888	68,720	67,241	89,078	87,798	
16	Toungoo ...	21,801	21,428	5,013	3,889	..	2	11,747	11,534	16
17	Salween ...	1	..	22,032	20,862	91	95	17
18	Thaton ...	2,055	1,989	15,958	14,435	43,806	43,425	20,045	24,348	18
19	Amherst ...	2,280	1,650	17,286	16,672	21,019	20,045	1,734	1,815	19
20	Tavoy ...	2	2	3,083	3,152	1,965	2,038	11	1	20
21	Mergui ...	141	370	6,973	6,878	1,905	1,731	8	..	21
	<i>Magwe Division</i> ...	187	87	81	1	2	..	2	..	
22	Thayetmyo ...	40	16	14	1	22
23	Pakòkku ...	71	1	1	23
24	Minbu ...	15	11	30	24
25	Magwe ...	11	9	36	25
26	Pakòkku Hill Tracts	26
	<i>Mandalay Division</i> ...	221	68	228	82	11	9	161	18	
27	Mandalay ...	33	50	1	2	27
28	Mandalay City ...	15	34	1	28
29	Bhamo	64	16	7	6	123	10	29
30	Myitkyina ...	2	4	7	9	28	1	30
31	Katha ...	186	14	157	7	3	3	31
	<i>Sagaing Division</i> ...	168	64	27	8	16	..	19	1	
32	Shwebo ...	106	42	4	4	..	32
33	Sagaing ...	5	5	33
34	Lower Chindwin ...	28	15	3	1	9	34
35	Upper Chindwin ...	4	8	10	1	35
36	Chin Hills	10	6	15	1	36
	<i>Meiktila Division</i> ...	2,077	1,492	42	28	17	..	402	844	
37	Kyaukse ...	4	4	9	14	37
38	Meiktila ...	208	7	1	3	38
39	Yamèthin ...	1,838	1,475	32	6	17	..	9	..	39
40	Myingyan ...	7	6	391	344	40
	EASTERN STATES ...	888	518	720	689	196	202	104,534	109,861	
41	Northern Shan States ...	364	19	28	6	41
42	Southern Shan States ...	273	245	36	47	53	42	84,023	85,932	42
43	Karenni ...	251	254	684	628	143	160	20,493	23,683	43

* See footnote ¶ on page 138.

IMPERIAL TABLE XI-A.

Birth-places.

NOTE 1.—This table classifies by birth-place the whole population actually enumerated throughout the province, and omits only the population excluded from Imperial Table VIA, namely the areas entirely omitted from the census and those in which the population was by estimate only. The total estimated population of the latter areas was 43,093; further details of them are given in Note 1 of Imperial Table VIA.

NOTE 2.—The table is in three parts; Part I constitutes the main table to which Parts II and III are appendices.

Part I.—In constructing Part I the whole tabulated population of the province and of each district has been divided by birth-place into eight classes, of which the first seven, lettered A to G in column 1, correspond to the seven parts into which the whole world has been divided for this purpose and the eighth class (H) includes persons whose birth-place was not recorded or could not be identified. Class A, which includes all born in India or Burma, has been divided further to correspond to parts of India according to the following scheme:—

A-I.—Burma,

A-II.—Other British Provinces and Indian States,

(a) Contiguous Provinces and associated states—

(i) Provinces; (ii) States;

(b) Non-contiguous Provinces and all other states—

(i) Provinces; (ii) States.

A-III.—French and Portuguese Settlements:

A-IV.—India (without further specification in the record).

In sub-class A-II (b) details have been separately shown only for those provinces and states to which considerable figures correspond, and the totals of these entries do not make up the total of the sub-class; the balances are accounted for in Section A of Part II of the table. For some provinces in both parts of Class A-II separate figures are given in italics for the districts which make the largest contributions to the figures given for the province; these also do not make up the totals for the provinces, but the balances are accounted for in Section B of Part II. Similarly in Classes B, C, E the details given in ordinary type for certain areas do not make up the totals of the classes; the balances are accounted for in Section A of Part II. Corresponding to each birth-place tabulated in Part I are shown in successive columns the number of persons enumerated in the whole province, Divisional Burma, the Eastern States and in each separate district (or other ordinary unit of tabulation). The figures given in the columns for Mandalay District include those for persons enumerated in Mandalay City which are given in the columns immediately following them. For the purposes of this table the town of Rangoon is the same as the Rangoon Town District.

In *Part II* are given some miscellaneous statistics supplementing those given in Part I for Classes A-II, B, C and E.

In *Part III* the persons of each area of enumeration shown in Part I as born in Burma are classified according to the district (or other ordinary unit of tabulation) of birth.

NOTE 3.—Imperial Table XII gives statistics of the birth-places of Indians of certain races.

Birth-place.	DISTRIC								
	THE WHOLE PROVINCE.			DIVISIONAL BURMA.			THE EASTERN STATES.		
	Persons.	Males.	Females.	Persons.	Males.	Females.	Persons.	Males.	Females.
1	2	3	4	5	6	7	8	9	10
TOTAL POPULATION	18,189,099	6,735,516	6,483,588	11,698,408	5,991,628	5,706,785	1,470,691	748,998	726,798
A. INDIA (including Burma)	13,034,880	6,835,448	6,399,432	11,599,570	5,915,336	5,684,254	1,435,310	720,112	715,196
A-I Burma	12,462,350	6,148,649	6,319,701	11,037,795	5,488,158	5,599,687	1,424,555	710,491	714,064
A-II British Provinces and Indian States.	563,460	478,018	84,444	552,717	488,407	88,810	10,743	9,609	1,184
(a) <i>Contiguous Provinces</i>	422,144	358,485	63,709	418,256	354,918	68,848	8,888	8,522	800
(i) British Territory	420,082	357,122	62,960	416,239	353,640	62,599	3,843	3,482	361
Assam	1,513	1,294	219	1,506	1,288	218	7	6	1
Bengal	146,058	129,960	16,098	144,229	128,348	15,881	1,829	1,612	217
Calcutta	11,254	9,005	2,249	11,111	8,887	2,224	143	118	25
Chittagong	88,245	80,698	7,647	87,559	79,947	7,612	786	751	35
Dacca	2,720	2,209	511	2,646	2,153	493	74	56	18
Noakhali	3,977	3,925	52	3,927	3,875	52	50	50	...
Madras	272,511	225,868	46,643	270,504	224,004	46,500	2,007	1,864	143
Ganjam	49,115	46,851	2,264	48,145	45,885	2,260	970	966	4
Godavars	25,686	22,260	3,426	25,675	22,251	3,424	11	9	2
Kistna	8,663	7,703	960	8,658	7,698	960	5	5	...
Malabar	4,547	4,242	305	4,468	4,118	350	139	124	15
Ramnad	13,171	10,695	2,476	13,155	10,679	2,476	16	16	...
Tanjore	14,386	11,196	3,190	14,368	11,178	3,190	18	18	...
Visagapatam	36,255	30,585	5,670	36,240	30,573	5,667	15	12	3
(ii) Indian States	2,062	1,313	749	2,017	1,273	744	45	40	5
Bengal States	20	19	10	1,462	846	616	43	38	5
Madras States	528	410	118	27	17	10	2	2	...
Manipur	1,505	884	621	528	410	118
(b) <i>Non-Contiguous Provinces</i>	141,816	120,581	20,785	134,461	114,494	19,967	6,855	6,087	768
(i) British Territory	126,613	108,620	17,993	120,208	102,887	17,321	6,405	5,733	672
Bihar and Orissa	20,189	17,574	2,615	18,058	16,057	2,001	1,531	1,517	14
Chupra	2,239	2,103	136	2,226	2,092	134	13	11	2
Patna	1,288	989	299	1,273	979	294	15	10	5
Puri	4,142	4,055	87	4,029	3,944	85	113	111	2
Bombay and Aden	12,816	10,098	2,718	12,376	9,735	2,641	440	303	77
Punjab	19,804	16,160	3,344	17,787	14,760	3,027	2,017	1,700	317
United Provinces	70,767	61,953	8,814	68,493	59,927	8,566	2,274	2,026	248
Assamgarh	4,975	4,567	408	4,927	4,491	436	78	76	2
Fyzabad	18,171	15,879	2,292	17,871	15,619	2,252	300	260	40
Gorakhpur	5,046	4,910	136	4,944	4,808	136	102	102	...
Sultanpur	11,738	10,419	1,319	11,389	10,115	1,274	349	304	45
(ii) States and Agencies	14,703	11,961	2,742	14,253	11,607	2,646	450	354	96
Bombay States	5,655	4,560	1,095	5,146	4,353	1,073	229	207	22
Rajputana Agency	3,418	2,818	600	3,206	2,757	549	112	61	51
A-III French and Portuguese Settlements.	651	568	88	644	556	88	7	7	...
A-IV India (part unspecified)	8,419	7,220	1,199	8,414	7,215	1,199	5	5	...
B. OTHER ASIATIC COUNTRIES	126,793	94,454	32,339	91,722	70,874	20,848	35,071	23,580	11,491
China	109,344	76,301	26,043	74,116	57,845	16,271	27,928	18,456	9,472
Japan	449	223	226	448	222	226	1	1	...
Nepal	13,712	10,720	2,992	10,276	7,940	2,336	3,436	2,780	656
Stam	7,645	5,090	2,555	4,326	3,057	1,269	3,319	2,033	1,286
C. EUROPE	6,553	5,040	1,513	6,339	4,898	1,443	214	144	70
United Kingdom	6,097	4,735	1,362	5,923	4,623	1,300	174	112	62
England and Wales *	4,211	3,223	938	4,086	3,143	943	125	80	45
Scotland	1,837	1,275	256	1,794	1,254	240	37	31	16
Ireland	355	227	118	343	226	117	12	11	1
France	204	139	65	184	119	65	20	20	...
D. AFRICA	70	52	18	70	52	18
E. AMERICA	559	355	204	524	330	185	35	16	19
Canada	43	22	21	42	21	21	1	1	...
United States	254	163	91	244	158	86	10	5	5
F. AUSTRALASIA	214	139	75	153	98	55	61	41	20
G. AT SEA	6	4	2	6	4	2
H. NOT RECORDED	24	24	...	24	24

* One male born in the Channel Islands is included in columns 2, 3, 5 and 6 for England and Wales.

Birth-place.	DISTRICT II								
	RANGOON TOWN.			INSWIN.			HANTHAWADDY.		
	Persons.	Males.	Females.	Persons.	Males.	Females.	Persons.	Males.	Females.
1	23	24	25	26	27	28	29	30	31
TOTAL POPULATION ...	341,982	286,689	105,278	293,083	156,794	136,289	364,624	201,048	163,581
A. INDIA (including Burma)	322,623	222,026	100,597	290,621	154,790	135,831	361,430	199,384	163,048
A-I Burma	156,086	78,977	76,109	266,880	134,909	131,971	815,116	166,964	156,152
A-II Other British Provinces and Indian States.	166,537	143,049	24,488	23,658	19,853	4,805	46,196	32,420	7,866
(a) <i>Contiguous Provinces</i>	127,381	108,228	19,153	16,994	12,844	4,150	41,004	33,415	7,589
(i) <i>British Territory</i>	127,054	107,977	19,077	15,951	12,801	3,150	41,000	33,415	7,585
Assam	155	132	23	43	39	4	22	21	1
Bengal	16,932	25,043	1,879	4,127	3,384	743	7,866	7,176	690
Calcutta	3,583	2,623	960	698	486	212	356	298	58
Chittagong	16,665	16,333	332	765	714	51	5,080	4,991	89
Dacca	1,138	996	142	76	47	29	3	3	...
Noakhali	1,910	1,891	19	50	50	...
Madras	99,967	82,792	17,175	11,781	9,378	2,403	33,119	26,218	6,901
Ganjam	20,819	19,741	1,078	3,385	3,226	159	2,843	2,743	100
Godavari	16,174	14,189	1,985	195	159	36	1,209	1,035	174
Kistna	5,848	5,252	596	75	59	16	1,146	1,031	115
Malabar	1,558	1,411	147	244	227	17	87	87	...
Ramnad	5,735	4,951	784	209	114	95	1,946	1,547	399
Tanjore	3,958	3,242	716	776	498	278	3,230	3,057	1,173
Visagapatam	15,930	13,122	2,808	364	314	50	1,118	985	133
(ii) <i>Indian States</i>	327	251	76	43	43	...	4	4	...
Bengal States
Madras States	318	236	76	13	13
Manipur	15	15	...	30	30	...	1	8	...
(b) <i>Non-Contiguous Provinces</i>	89,610	84,281	5,229	7,664	6,609	1,155	6,192	4,911	281
(i) <i>British Territory</i>	34,415	30,539	3,876	7,138	6,078	1,060	5,080	4,808	272
Bihar and Orissa	3,429	3,162	267	390	345	45	321	308	13
Chupra	1,193	1,135	58	124	106	18	55	55	...
Patna	376	297	79	23	15	8	115	105	10
Puri	370	367	3	40	39	1
Bombay and Aden	4,751	3,575	1,176	1,104	817	287	243	194	49
Punjab	2,556	2,123	433	817	630	187	517	402	115
United Provinces	22,776	20,900	1,876	4,682	4,160	522	3,834	3,759	75
Asamgarh	2,059	1,950	109	262	208	54	161	160	1
Fyzabad	6,496	5,906	590	2,053	1,874	179	873	567	6
Gorakhpur	2,204	2,144	60	233	215	18	1,883	1,881	2
Sultanpur	3,833	3,556	277	466	405	61	178	168	10
(ii) <i>States and Agencies</i>	5,095	3,742	1,353	526	431	95	112	103	9
Bombay States	2,626	1,918	708	259	218	41
Rajputana Agency	869	652	217	25	21	4	50	45	5
A-III French and Portuguese Settlements.	487	417	70	4	4	...	16	15	1
A-IV India (part unspecified)	159	123	36	669	624	45	102	75	27
B. OTHER ASIATIC COUNTRIES	15,988	12,044	3,944	2,325	1,931	394	2,966	2,461	485
China	14,175	10,792	3,383	2,156	1,794	362	2,911	2,445	476
Japan	307	144	163	8	7	1	2
Nepal	545	489	56	90	75	15
Siam	45	29	16	21	13	8	11	8	3
C. EUROPE	3,103	2,457	646	111	62	49	213	167	46
United Kingdom	2,930	2,330	600	98	60	38	207	163	44
England and Wales*	1,744	1,304	440	81	47	34	97	79	18
Scotland	1,020	993	27	13	12	1	101	78	23
Ireland	166	123	43	4	1	3	9	7	2
France	68	47	21	5	...	5	4
D. AFRICA	33	24	9	9	3	6
E. AMERICA	126	72	54	16	8	8	11	8	3
Canada	2	2	...	3	...	3
United States	75	34	41	4	3	1	2	...	2
F. AUSTRALASIA	65	42	23	3	2	1
G. AT SEA	1	...	1	1	1	...
H. NOT RECORDED	24	24

* One male born in the Channel Islands is included in columns 23 and 24 for *England and Wales*.

WHICH ENUMERATED.

THARRAWADDY.			PEGU.			PROME.			BASSIN.		
Persons.	Males.	Females.	Persons.	Males.	Females.	Persons.	Males.	Females.	Persons.	Males.	Females.
32	33	34	35	36	37	38	39	40	41	42	43
492,429	248,261	243,168	445,620	285,824	210,298	371,575	182,803	188,772	489,473	252,847	286,626
490,758	244,837	245,921	441,645	232,039	209,608	370,487	181,883	188,604	489,485	250,448	236,037
479,989	285,584	244,455	407,519	203,099	201,480	863,011	175,539	187,397	467,659	233,131	234,528
10,652	9,199	1,453	83,890	25,760	8,180	7,320	6,117	1,203	18,761	17,279	1,482
7,141	6,206	936	28,292	20,504	6,788	4,958	4,081	877	13,778	12,587	1,190
7,139	6,203	936	26,250	20,456	5,794	4,958	4,081	877	13,763	12,580	1,183
...	151	151	...	1	...	1	333	301	...
1,560	1,431	129	6,167	5,201	966	1,136	906	140	5,253	4,991	262
198	182	16	562	424	138	120	102	19	466	422	44
759	747	12	2,042	1,934	108	400	370	30	2,079	2,019	60
53	35	18	42	8	34	5	4	1	138	104	34
...	195	195	...
5,579	4,772	807	19,972	15,131	4,798	3,221	3,085	736	8,122	7,196	926
1,420	1,319	101	2,414	2,268	146	351	316	42	1,583	1,505	78
463	366	97	1,005	730	275	88	81	7	1,225	1,047	178
113	108	5	234	187	47	51	44	7	293	264	34
115	115	...	234	214	20	105	103	2	138	137	1
554	509	45	1,122	836	286	43	37	6	150	138	12
159	140	19	794	512	282	113	110	3	131	127	4
1,107	899	208	1,635	1,210	425	596	537	59	1,928	1,653	275
2	2	...	42	18	24	8	7	1
...
...	42	18	24	8	7	1
2	2
8,611	2,994	517	7,698	5,256	2,342	2,862	2,039	828	4,985	4,692	293
3,088	2,607	481	7,256	4,967	2,289	2,246	1,943	303	3,470	3,227	243
236	213	23	533	452	81	95	90	5	573	568	5
146	140	6	2	...	2	42	39	3	39	38	1
47	37	10	82	60	22	7	7	...	12	9	3
...	204	178	26	12	12	...	102	101	1
374	335	39	573	349	224	395	322	73	393	353	40
862	220	42	371	204	77	282	222	60	312	279	33
9,168	1,811	377	5,726	3,815	1,881	1,149	1,217	162	2,137	1,962	175
159	124	35	96	81	15	45	45	...	230	204	26
991	796	195	933	761	172	442	377	71	432	403	29
56	54	2	40	32	8	34	24
256	224	32	429	368	61	295	275	20	765	683	77
423	387	36	342	289	53	116	93	23	1,505	1,465	40
277	277	...	106	91	15	69	54	15	69	64	5
81	55	26	23	28	...	12	7	5	104	835	29
...	8	1	6	8	8	...	20	17	3
117	104	13	230	189	41	93	89	4	45	21	24
1,643	1,405	238	3,950	3,269	681	1,048	891	157	2,877	2,415	462
1,637	1,399	238	3,817	3,165	652	1,038	831	157	2,818	2,377	441
...	1	...	1	1	1	...	11	2	9
1	1	...	16	16	...	7	7	...	8	8	...
3	3	...	45	42	3	10	10	...
24	18	6	18	12	4	36	27	9	99	79	20
20	15	5	15	11	4	30	27	3	91	73	17
17	14	3	12	9	3	18	15	3	60	52	8
3	1	2	3	2	1	16	11	5	20	14	6
...	2	1	1	10	7	3
3	3	...	1	1	6	3	3
...
4	1	3	7	2	5	3	2	1	12	5	7
...	1	...	1
3	1	2	2	1	1	3	2	1
...	2	2	...	1	...	1
...
...

WHICH ENUMERATED.

CHIN HILLS.			KYAUKSH.			MEIKTILA.			YAMETHIN.			MYINGYAN.		
Persons.	Males.	Females.	Persons.	Males.	Females.	Persons.	Males.	Females.	Persons.	Males.	Females.	Persons.	Males.	Females.
119	120	121	122	123	124	125	126	127	128	129	130	131	132	133
110,079	54,122	55,957	142,877	70,449	72,228	289,897	137,573	152,324	323,189	160,913	162,276	442,008	213,294	228,714
109,821	53,877	55,944	142,533	70,329	72,204	289,365	137,122	152,243	322,308	160,183	162,120	441,712	213,055	228,657
109,002	58,285	56,737	141,848	69,317	72,081	285,942	134,277	151,665	314,749	153,933	160,816	439,589	211,223	228,366
818	609	207	1,153	986	167	8,186	2,613	553	7,528	6,283	1,293	2,019	1,737	282
121	71	50	666	598	72	1,441	1,121	320	4,686	3,764	771	1,148	894	164
113	64	49	658	590	68	1,429	1,109	320	4,487	3,719	768	1,148	994	154
7	4	3	9	9	128	1,324	1,103	221
86	48	38	212	189	23	556	428	128	1,324	1,103	221	391	325	66
4	4	...	33	26	7	84	70	14	14	8	18	31	25	6
8	7	1	32	29	3	81	73	8	184	179	5	172	164	7
10	6	4	1	1	...	39	35	4	57	45	12	7	6	1
...	26	26	3	3	...
20	12	8	446	401	45	864	672	192	3,162	2,615	547	757	669	88
...	148	146	2	123	118	5	776	765	11	135	135	...
...	1	1	...	33	33	...	224	90	234	11	11	...
...	7	7	...	4	1	3	8	8	...
...	31	31	...	79	66	13	127	112	5	28	24	4
...	21	21	...	34	30	4	80	72	8	80	71	9
...	3	3	...	21	15	6	43	8	35	52	52	...
...	11	11	...	12	12	...	360	260	100	5	5	...
8	7	1	7	3	4	12	12	...	48	45	3
...
8	7	1	3	1	2	45	45
...	4	2	2	12	12	...	3	...	3
895	688	167	488	398	90	1,726	1,492	238	2,891	2,489	522	871	748	128
680	533	147	463	380	3	1,526	1,329	197	2,745	2,259	486	852	731	121
2	2	...	27	23	4	162	154	8	219	214	5	89	29	...
...	24	22	2	22	22	...	14	14	...
...	4	...	4	21	20	1	12	12	...
...	8	8	...	27	27	...	1	...	1
1	...	1	41	39	2	145	123	22	256	203	53	87	63	24
110	93	17	178	145	33	408	338	70	693	577	116	149	118	31
458	437	21	207	169	38	751	659	92	1,541	1,239	302	574	514	60
...	10	4	6	73	61	12	244	235	9	12	12	...
9	9	...	52	43	9	178	143	35	395	292	103	95	69	26
...	4	2	2	15	15	...	11	11	...	9	9	...
6	4	2	84	72	12	196	166	30	256	191	65	175	155	20
15	5	10	25	13	12	199	163	36	246	210	36	19	12	7
...	4	4	...	60	48	12	75	55	20	6	...	6
2	2	25	21	4	119	117	2	8	8	...
...	1	1	...	2	1	1
8	8	...	32	28	4	257	282	25	27	16	11	102	94	8
238	237	1	127	107	20	439	395	44	833	685	148	277	222	55
23	22	1	118	102	16	316	297	19	578	482	96	272	219	53
...
115	215	114	89	25	247	195	52	3	3	...
...	1	...	1	4	4
19	7	12	16	12	4	77	46	31	51	43	8	13	12	1
19	7	12	12	9	3	72	44	28	50	42	8	9	8	1
18	7	11	9	6	3	54	32	22	37	33	4	6	6	...
1	...	1	3	3	...	14	8	6	7	6	1	3	2	...
...	4	4	...	6	3	3
...	3	3	...	4	1	3	1	1	...
...	1	1	...
1	1	16	10	6	2	2	...	3	3	...
...	3	2	1	1	1	...
...	6	2	4
...	1	1	2	1	1
...
...

IMPERIAL TABLE XIA, Birth-places. PART II.—Supplement to Part I.
SECTION A.—Details by Provinces and Countries not separately shown in Part I.
(Figures are totals enumerated in the whole of Burma)

Birth-places.	Males.	Females.	Birth-places.	Males.	Females.
A-II (b). Details of Non-Contiguous Provinces of India.	120,581	20,735	C. Europe	5,040	1,513
(i) BRITISH TERRITORY	108,620	17,993	Details in Part I	4,874	1,427
Details in Part I	106,085	17,491	Belgium	16	4
Ajmer-Merwata	38	2	Czecho-Slovakia	2	...
Andaman and Nicobar Islands	102	26	Denmark	6	1
Baluchistan	24	5	Germany	11	2
Central Provinces and Berar	797	268	Gibraltar	1	1
Coorg	3	...	Greece	11	2
Delhi	635	92	Holland	24	6
North-West Frontier Province	936	109	Italy	33	38
(ii) INDIAN STATES AND AGENCIES	11,961	2,742	Malta	3	4
Details in Part I	7,378	1,695	Rumania	1	1
Baluchistan States	2	2	Russia	16	6
Baroda State	578	84	Servia	2	...
Bihar and Orissa States	349	78	Spain	4	6
Central Indian Agency	459	46	Sweden	4	3
Central Province States	318	42	Switzerland	13	7
Gwalior State	122	7	Turkey in Europe	3	3
Hyderabad State	376	118	Europe (country unspecified)	16	2
Kashmir	136	13	D. Africa	52	18
Mysore	1,192	448	Cape Verde	1	...
North-West Frontier Province, Tribal Area and Agencies.	11	1	Egypt	5	...
Punjab States	963	171	Mauritius	1	...
Sikkim	10	5	St. Helena	11	...
States of the United Provinces	69	32	South Africa	2	13
A-III. French and Portuguese Settlements.	563	88	Africa (part unspecified)	32	5
Goa	533	82	E. America	355	204
Pondicherry	30	6	Details in Part I	185	112
B. Other Asiatic Countries	94,454	32,339	British Guiana	1	...
Details in Part I	92,334	31,816	Jamaica	1	...
Afghanistan	76	1	Mexico	1	...
Arabia	43	...	North America (unspecified part)	...	1
Armenia	8	4	South America (unspecified part)	4	1
Asia Minor	4	...	West Indies (unspecified part)	1	...
Ceylon	1,065	126	America (country unspecified)	162	90
French Indo-China	277	76	F. Australasia	139	75
Hongkong	7	...	Australia	108	58
Mesopotamia	124	103	Borneo	1	...
Persia	90	35	Celebes	...	1
Straits Settlements and Federated Malay States.	408	178	Fiji Islands	4	...
Tibet	18	...	Java	...	4
			New Zealand	13	7
			Philippine Islands	13	5

SECTION B.—Details by districts for certain Indian Provinces.
(Figures are totals enumerated in the whole of Burma)

Province and District of Birth-place.	Males.	Females.	Province and District of Birth-place.	Males.	Females.	Province and District of Birth-place.	Males.	Females.
Bengal	129,060	16,098	Bihar and Orissa	17,574	2,615	United Provinces	61,953	8,814
Details in Part I	95,837	10,459	Details in Part I	7,147	522	Details in Part I	25,775	4,155
Darjeeling	682	464	Arrah	2,837	1,093	Agra	3,795	1,803
Hoogly	492	95	Cuttack	1,184	56	Allahabad	1,266	256
Murshidabad	446	8	Other Districts	2,762	172	Almora	1,450	84
Mymensingh	1,743	23	District unspecified	3,644	170	Barabanki	1,125	139
Tipperrah	587	35	Bombay and Aden	10,098	2,718	Basti	1,209	117
Other Districts	2,118	314	Aden	7	4	Benares	1,253	252
District unspecified*	17,955	4,700	Hyderabad (Scind)	2,720	687	Garhwal	1,155	109
Madras	225,868	46,643	Surat	2,395	801	Ghazipur	1,016	116
Details in Part I	133,532	18,297	Other Districts	1,881	295	Roonda	3,359	435
Madura	4,681	1,522	District unspecified	3,095	931	Jaunpur	2,603	174
Guntur	1,235	173	Punjab	16,460	3,344	Partabgarh	1,128	229
Tinnevely	3,078	706	Amritsar	2,009	379	Other Districts	3,471	658
Trichinopoly	1,433	396	Lahore	1,371	288	District unspecified	3,078	207
Other Districts	5,102	1,196	Other Districts	5,652	1,131			
District unspecified†	70,807	24,291	District unspecified	7,428	1,516			

SECTION C.—District of enumeration in Burma of persons born in unspecified districts of Madras or Bengal.

MADRAS.			BENGAL.					
District of Enumeration.	Males.	Females.	District of Enumeration.	Males.	Females.	District of Enumeration.	Males.	Females.
Total	70,207	24,299	Total	27,955	4,700	Total	27,955	4,700
Akyab	1,399	31	Myaungmya	2,599	381	Akyab	1,989	279
Rangoon	12,211	6,298	Ma-ubin	1,796	259	Insein	2,127	446
Insein	4,692	1,706	Pyapon	7,230	1,927	Hanthawaddy	1,822	532
Hanthawaddy	14,371	4,429	Toungoo	1,621	325	Pegu	2,282	626
Thathawaddy	1,008	297	Thatun	3,452	1,045	Bassein	1,402	115
Pegu	8,030	2,949	Amherst	3,688	915	Myaungmya	3,745	154
Bassein	1,742	593	Mandalay	1,569	565	Pyapon	1,106	146
Bassein	1,290	341	Yamethin	1,207	250	Thatun	2,450	431
Henzada	2,173	293				Mandalay	2,557	173

District, etc., of Birth-place.	DISTRICT OR OTHER AREA								
	THE WHOLE PROVINCE.			DIVISIONAL BURMA.			EASTERN STATES.		
	Persons.	Males.	Females.	Persons.	Males.	Females.	Persons.	Males.	Females.
1	2	3	4	5	6	7	8	9	10
ALL BURMA	12,462,350	6,148,649	6,313,701	11,037,795	5,438,158	5,599,637	1,424,555	710,491	714,064
Divisional Burma	11,030,583	5,434,945	5,595,618	11,013,877	5,424,820	5,589,057	16,886	10,325	6,561
<i>Arakan Division</i>	864,260	431,688	432,562	864,066	431,692	432,474	184	106	78
1 Akyab	595,150	265,974	259,176	525,141	265,969	259,172	9	5	4
2 Hill District of Arakan	20,251	10,310	9,911	20,186	10,323	9,883	65	7	5
3 Kyaukpyu	205,306	99,900	105,406	205,233	99,824	105,399	73	66	58
4 Sandoway	113,543	55,514	58,029	113,506	55,486	58,020	37	28	7
<i>Pegu Division</i>	1,898,420	940,816	957,605	1,897,412	940,182	957,230	1,008	688	376
5 Rangoon Town	145,055	73,065	71,990	144,407	72,662	71,745	648	403	245
6 Insein	234,310	116,957	117,353	234,276	116,931	117,345	34	26	8
7 Hanthawaddy	321,706	162,102	159,604	321,675	162,081	159,594	31	21	10
8 Tharrawaddy	462,06	225,330	226,776	462,020	225,281	226,745	80	49	31
9 Pegu	342,502	171,396	171,106	342,389	171,330	171,059	113	60	47
10 Prome	392,741	191,965	200,776	392,639	191,897	200,742	102	68	34
<i>Irrawaddy Division</i>	1,866,864	920,717	946,147	1,866,242	920,284	946,068	622	488	189
11 Bassin	465,577	230,980	234,597	465,480	230,919	234,561	97	61	36
12 Hensada	569,406	280,001	289,405	569,332	279,963	289,369	74	38	36
13 Myaungmya	296,700	147,634	149,066	296,609	147,336	148,963	401	298	103
14 Ma-ubin	318,394	158,561	159,833	318,368	158,546	159,822	26	15	11
15 Pyapön	206,787	103,541	103,246	206,763	103,520	103,243	24	21	3
<i>Tenasserim Division</i>	1,495,648	755,227	740,416	1,494,886	754,458	749,928	1,157	769	388
16 Toungoo	317,579	158,508	159,071	316,967	158,119	158,847	613	389	224
17 Salween	49,314	23,744	24,570	46,192	23,674	24,518	122	70	59
18 Thatön	456,006	230,963	225,133	456,016	230,925	225,111	60	38	29
19 Amherst	399,164	203,867	195,897	398,823	203,013	195,810	341	254	87
20 Tavoy	153,749	77,049	76,700	153,730	77,033	76,697	19	16	3
21 Mergui	122,641	61,696	60,945	122,639	61,694	60,945	2	2	...
<i>Magwe Division</i>	1,493,368	781,076	762,282	1,493,185	780,978	762,212	178	108	70
22 Thayetmyo	279,586	137,587	141,999	279,555	137,573	141,982	31	14	17
23 Pakökku	486,515	236,331	250,184	485,450	236,284	250,166	65	47	18
24 Minbu	276,994	135,412	140,680	276,950	135,392	140,658	42	20	22
25 Magwe	411,051	211,874	219,177	411,016	211,859	219,164	35	22	13
26 Pakökku Hill Tracts	20,114	9,872	10,242	20,114	9,872	10,242
<i>Mandalay Division</i>	788,495	386,798	397,697	774,168	380,447	398,716	9,322	5,861	2,981
27 Mandalay	345,839	169,995	175,844	339,976	166,748	173,228	5,863	3,247	2,616
28 Bhamo	97,708	47,455	50,253	96,911	47,105	49,806	797	350	447
29 Myitkyina	89,736	44,297	45,439	89,564	44,210	45,354	172	87	85
30 Katha	241,781	119,859	121,922	239,301	118,006	121,095	2,480	1,653	827
31 Putao	8,431	4,192	4,239	8,411	4,178	4,233	20	14	6
<i>Sagaing Division</i>	1,897,944	867,538	780,405	1,896,222	866,264	729,968	1,722	1,275	447
32 Shwebo	405,471	192,807	212,664	404,353	192,019	212,334	1,118	788	330
33 Sagaing	344,817	164,983	179,834	344,637	164,860	179,777	180	123	57
34 Lower Chindwin	366,824	170,756	195,868	365,534	170,692	195,842	90	64	26
35 Upper Chindwin	167,232	83,087	84,145	166,976	82,843	84,133	256	244	12
36 Chin Hills	113,800	55,906	57,894	113,722	55,850	57,872	78	56	22
<i>Meiktila Division</i>	1,289,174	601,282	687,892	1,286,486	600,627	686,869	2,688	1,665	1,088
37 Kyaukse	131,511	64,337	67,174	130,427	63,688	66,739	1,084	649	435
38 Meiktila	321,861	153,952	167,909	320,994	153,431	167,563	867	521	346
39 Yamethin	311,099	152,078	159,021	310,138	151,647	158,791	661	431	230
40 Myingyan	474,703	230,915	243,788	474,627	230,861	243,766	76	54	22
<i>Unadministered Territory*</i>	1,515	798	722	1,515	798	722
Eastern States	1,431,787	713,704	718,083	24,118	13,538	10,580	1,407,669	700,166	707,503
41 Northern Shan States	522,224	258,263	263,961	11,413	6,288	5,125	510,811	251,975	258,836
42 Southern Shan States	817,283	424,234	422,349	11,581	6,560	5,021	805,702	415,374	417,328
43 Karenni	62,280	29,207	31,773	1,124	690	434	61,156	29,117	30,235

* Reckoned as part of Divisional Burma in the second line of this table.

District, etc., of Birth-place.		DISTRICT IN								
		RANGOON TOWN.			INSEIN.			HANTHAWADDY.		
		Persons.	Males.	Females.	Persons.	Males.	Females.	Persons.	Males.	Females.
1	23	24	25	26	27	28	29	30	31	
ALL BURMA	155,086	78,977	76,109	266,390	134,909	131,481	315,116	159,964	155,152	
Divisional Burma	154,797	78,847	75,950	265,448	134,514	130,934	314,934	159,861	155,073	
<i>Arakan Division</i>	768	582	221	178	124	62	71	62	9	
1 Akyab	512	347	165	82	67	15	40	35	5	
2 Hill District of Arakan	65	53	12	24	11	13	5	5	...	
3 Kyaukpvyu	58	50	8	11	10	1	10	9	1	
4 Sandoway	118	82	36	59	36	23	16	13	3	
<i>Pegu Division</i>	125,614	62,016	68,699	246,082	128,603	122,679	296,882	148,860	148,022	
5 Rangoon Town	110,315	53,492	56,823	4,516	2,415	2,101	3,278	1,818	1,460	
6 Insein	2,933	1,505	1,428	220,539	109,617	110,922	1,746	950	796	
7 Hanthawaddy	5,490	2,995	2,495	3,166	1,775	1,391	289,069	143,995	145,074	
8 Tharrawaddy	2,042	1,129	913	9,202	5,225	3,977	291	169	121	
9 Pegu	2,561	1,629	932	3,189	1,614	1,575	2,012	1,116	896	
10 Prome	2,273	1,265	1,008	5,470	2,857	2,613	487	312	175	
<i>Irrawaddy Division</i>	8,678	4,918	8,767	6,727	8,681	8,196	8,514	2,020	1,494	
11 Bassein	1,672	876	796	455	279	176	309	161	148	
12 Henzada	2,410	1,451	959	2,885	1,514	1,366	311	198	113	
13 Myaungmya	690	393	297	82	51	31	151	93	58	
14 Ma-ubin	2,287	1,283	1,004	2,915	1,471	1,444	1,456	835	681	
15 Pyapön	1,614	913	701	395	216	179	1,287	733	554	
<i>Tenasserim Division</i>	8,941	4,629	4,812	1,489	942	627	1,061	686	426	
16 Toungoo	1,240	690	550	373	214	159	170	81	89	
17 Salween	5	4	1	6	1	5	4	3	1	
18 Thatön	693	413	280	191	119	72	204	124	80	
19 Amherst	5,441	2,798	2,643	593	386	297	488	305	183	
20 Tavoy	1,199	529	670	224	160	64	163	105	58	
21 Mergui	363	195	168	82	62	20	32	17	15	
<i>Magwe Division</i>	2,047	1,381	666	4,861	2,472	1,889	3,268	2,020	1,248	
22 Thayetmyo	576	338	238	816	447	369	152	89	63	
23 Pakökku	580	431	149	607	370	237	1,758	1,083	675	
24 Minbu	399	241	158	754	470	284	1,020	614	406	
25 Magwe	489	371	118	2,184	1,185	999	326	222	104	
26 Pakökku Hill Tracts	3	...	3	12	12	...	
<i>Mandalay Division</i>	5,226	2,877	2,249	1,649	960	689	1,216	768	468	
27 Mandalay	5,023	2,864	2,159	1,562	915	647	1,174	799	445	
28 Bhamo	95	54	41	11	5	6	15	12	3	
29 Myitkyina	35	21	14	38	14	24	10	6	4	
30 Katha	74	37	35	36	24	12	17	6	11	
31 Putao	1	1	...	2	
<i>Sagaing Division</i>	1,924	1,381	698	2,969	1,797	1,172	5,718	3,868	1,856	
32 Shwebo	510	403	107	1,530	920	610	2,483	1,703	780	
33 Sagaing	531	337	194	869	513	336	1,232	833	399	
34 Lower Chindwin	798	537	261	473	336	137	1,888	1,227	661	
35 Upper Chindwin	69	47	22	93	8	85	110	95	15	
36 Chin Hills	16	7	9	4	...	4	
<i>Meiktila Division</i>	1,619	1,068	653	2,016	1,186	880	3,209	2,168	1,066	
37 Kyaukse	79	51	28	67	37	30	49	37	18	
38 Meiktila	442	277	165	497	318	179	1,148	840	308	
39 Yamethin	395	177	128	75	40	35	85	46	39	
40 Myingyan	793	561	232	1,376	790	586	1,927	1,230	697	
<i>Unadministered Territory</i>	
Eastern States	289	130	159	942	395	547	182	103	79	
41 Northern Shan States	159	84	75	508	291	215	81	40	41	
42 Southern Shan States	128	44	84	436	104	332	100	63	37	
43 Karenni	1	...	2	

District, etc., of Birth-place		DISTRICT IN								
		HENZADA.			MYAUNGMYA.			MA-UBIN.		
		Persons.	Males.	Females.	Persons.	Males.	Females.	Persons.	Males.	Females.
1	44	45	46	47	48	49	50	51	52	
ALL BURMA	540,995	264,698	276,297	349,810	177,544	172,266	318,681	158,057	160,624	
Divisional Burma	540,971	264,679	276,292	349,723	177,487	172,236	318,613	158,013	160,600	
<i>Arakan Division</i>	88	60	88	782	599	168	89	82	7	
1 Akyab	9	7	8	56	45	11	10	9	1	
2 Hill District of Arakan	3	3	...	7	7	...	7	5	8	
3 Kyaukpyu	14	5	9	361	266	95	10	8	2	
4 Sandoway	62	35	27	338	281	57	12	10	2	
<i>Pegu Division</i>	5,501	2,981	2,520	6,897	3,850	2,847	5,519	3,021	2,498	
5 Rangoon Town	709	447	260	9,345	1,368	977	1,395	818	583	
6 Insein	448	197	251	160	91	69	879	511	368	
7 Hanthawaddy	151	87	64	534	287	247	1,611	876	735	
8 Tharrawaddy	2,245	1,204	1,041	558	325	233	874	191	83	
9 Pegu	110	83	57	526	300	226	185	109	76	
10 Prome	1,808	903	845	1,574	979	595	1,175	522	653	
<i>Irrawaddy Division</i>	528,280	254,872	268,418	822,816	161,688	161,277	298,051	147,098	150,958	
11 Bassein	2,545	1,303	1,242	14,230	7,558	6,672	3,061	1,395	1,666	
12 Henzada	518,560	252,463	266,007	7,275	3,964	3,311	6,833	3,456	3,377	
13 Myaungmya	172	77	95	287,346	142,455	144,891	1,150	725	425	
14 Ma-ubin	1,893	984	909	10,979	5,978	5,001	284,958	140,120	144,538	
15 Pyawon	120	45	75	2,985	1,583	1,402	2,049	1,097	952	
<i>Tenasserim Division</i>	824	209	116	416	246	170	418	201	217	
16 Toungoo	43	21	22	162	81	81	103	65	38	
17 Salween	18	18	...	7	5	2	4	4	...	
18 Thaton	36	16	20	67	47	20	40	27	13	
19 Amherst	130	86	44	140	86	54	101	65	36	
20 Tavoy	11	9	2	26	19	7	51	34	17	
21 Mergui	86	59	27	13	7	6	119	6	113	
<i>Magwe Division</i>	6,654	3,045	2,809	12,895	6,998	5,402	5,618	3,155	2,458	
22 Thayetmyo	2,593	1,322	1,271	2,701	1,474	1,227	920	504	416	
23 Pakokku	2,184	1,256	928	2,997	1,820	1,177	2,131	1,263	868	
24 Minbu	590	319	271	3,170	1,736	1,434	1,897	999	898	
25 Magwe	287	148	139	3,527	1,903	1,564	665	389	276	
26 Pakokku Hill Tracts	
<i>Mandalay Division</i>	1,284	747	577	1,897	845	548	1,849	771	1,078	
27 Mandalay	1,209	732	477	1,344	805	539	1,821	753	1,068	
28 Bhamo	34	9	25	16	14	2	15	12	3	
29 Myitkyina	11	...	11	7	6	1	4	...	4	
30 Katha	10	6	4	24	20	4	9	6	3	
31 Putao	
<i>Sagaing Division</i>	3,402	1,980	1,422	3,887	2,388	1,248	4,842	2,457	2,885	
32 Shwebo	797	474	323	1,076	723	353	1,504	625	879	
33 Sagaing	1,179	677	502	973	601	372	2,289	1,240	1,042	
34 Lower Chindwin	1,163	815	348	1,466	567	499	1,044	583	461	
35 Upper Chindwin	258	13	245	64	40	24	11	8	3	
36 Chin Hills	5	1	4	2	2	...	1	1	...	
<i>Meiktila Division</i>	1,448	795	653	2,607	1,584	1,088	2,282	1,288	999	
37 Kyaukse	35	25	10	80	47	33	53	27	26	
38 Meiktila	121	64	57	68	56	12	94	80	14	
39 Yamethin	29	20	9	16	15	1	17	15	2	
40 Myingyan	1,263	686	577	2,503	1,466	1,037	2,118	1,161	957	
<i>Unadministered Territory</i>	
<i>Eastern States</i>	24	19	5	87	57	30	66	44	24	
41 Northern Shan States	16	11	5	27	20	7	32	17	15	
42 Southern Shan States	6	6	...	58	35	23	33	24	9	
43 Karenni	2	2	...	2	2	...	3	3	...	

WHICH ENUMERATED.

PYAFON.			TOUNGOO.			SALWEEN.			THATON.		
Persons.	Males.	Females.	Persons.	Males.	Females.	Persons.	Males.	Females.	Persons.	Males.	Females.
53	54	55	56	57	58	59	60	61	62	63	64
266,227	137,627	128,600	361,764	181,622	180,142	48,592	25,253	23,339	450,431	228,550	221,881
266,135	137,567	128,568	355,459	178,184	177,275	47,408	24,448	22,980	448,705	227,449	221,256
62	44	18	64	39	26	6	6	...	48	36	12
18	11	7	35	22	13	4	4	...	13	10	3
11	11	...	10	9	1	9	8	1
24	16	8	10	4	6	6	3	3
9	6	3	9	4	5	2	2	...	10	15	5
21,088	11,866	8,168	12,047	6,401	5,646	96	68	32	3,983	2,299	1,684
5,731	3,181	2,550	1,719	863	856	20	12	8	787	478	309
1,260	670	590	324	181	143	12	11	1	105	58	47
10,304	5,824	4,480	627	322	305	18	8	10	605	403	182
824	457	367	1,354	745	609	6	6	...	188	119	69
1,423	805	618	6,144	3,290	2,854	36	21	13	1,064	1,074	990
1,496	948	548	1,879	1,000	879	3	3	...	234	147	87
214,760	107,842	106,918	892	634	468	79	66	28	666	369	287
1,354	776	578	219	129	90	21	18	3	82	58	34
4,109	2,137	1,972	341	177	164	27	17	10	309	189	120
3,093	2,017	1,906	50	32	18	14	13	1	38	18	10
9,059	5,046	4,013	258	132	126	14	5	9	168	69	99
196,315	97,866	98,449	124	64	60	3	3	...	59	35	24
1,081	580	561	804,891	161,050	163,841	47,098	24,214	22,884	441,902	228,264	218,648
186	138	48	300,463	148,871	151,592	246	162	84	654	359	295
42	35	7	187	117	70	45,627	23,297	22,330	73	48	25
336	101	235	2,813	1,558	1,255	1,021	639	389	432,349	218,006	214,343
350	199	151	800	436	364	195	118	77	8,545	4,626	3,919
181	46	65	101	56	45	4	3	1	233	181	52
56	11	45	27	12	15	5	2	3	48	34	14
14,916	8,260	6,656	3,927	2,192	1,786	7	7	...	620	369	161
2,766	1,519	1,247	2,439	1,333	1,106	21	14	7
3,417	2,012	1,405	256	104	92	3	3	...	279	261	18
5,233	3,113	2,720	126	65	61	3	3	...	20	16	4
2,896	1,612	1,284	1,105	629	476	1	1	...	119	29	90
4	4	...	1	1	81	39	42
1,962	1,202	760	1,412	797	616	82	26	6	640	346	196
1,845	1,126	719	1,325	746	579	30	25	5	454	295	159
33	20	13	15	9	6	29	28	1
24	13	11	16	7	9	1	1	...	10	2	8
48	41	7	56	35	21	1	...	1	29	20	9
2	2	18	...	28
7,822	4,098	2,829	4,872	2,849	2,028	67	66	11	478	300	118
2,286	1,514	772	3,338	1,755	1,583	38	28	10	223	166	57
3,697	2,169	1,528	521	291	230	1	1	...	98	76	22
1,598	1,080	518	381	203	178	17	17	...	109	86	23
241	230	11	131	100	31	10	10	...	32	27	5
...	1	...	1	1	...	1	11	5	6
4,604	2,811	1,693	28,264	14,822	13,442	24	20	4	683	427	166
101	76	25	235	128	107	29	19	10
819	594	225	10,064	5,291	4,773	10	9	1	285	218	67
61	42	19	15,346	7,980	7,366	7	6	1	122	77	45
3,523	2,099	1,424	6,609	3,423	2,186	7	5	2	147	113	34
...
92	60	32	6,305	3,438	2,867	1,184	805	379	1,728	1,101	625
24	13	11	2,028	1,218	910	321	217	104	552	319	233
47	35	19	3,604	1,937	1,667	680	481	199	1,167	776	391
21	12	9	673	383	290	183	107	76	7	6	1

District, etc., of Birth-place.	DISTRICT IN								
	AMHERST.			TAVOY.			Mergui.		
	Persons.	Males.	Females.	Persons.	Males.	Females.	Persons.	Males.	Females.
1	65	66	67	68	69	70	71	72	73
ALL BURMA ...	388,642	198,180	190,462	150,174	74,904	75,270	123,980	62,796	61,184
Divisional Burma ...	387,826	197,598	190,228	150,136	74,874	75,262	123,874	62,698	61,176
<i>Arakan Division</i> ...	67	36	22	49	32	17	17	14	8
1 Akyab ...	45	32	13	27	17	10	8	5	3
2 Hill District of Arakan ...	6	...	6	11	6	5
3 Kyaukpyu	1	1	...	6	6	...
4 Sandoway ...	6	3	3	10	8	2	3	3	...
<i>Pegu Division</i> ...	1,531	980	601	618	381	187	822	288	89
5 Rangoon Town ...	705	384	321	362	222	140	219	150	69
6 Insein ...	52	37	15	18	14	4	16	11	5
7 Hanthawaddy ...	266	162	104	4	4	...	13	8	5
8 Tharrawaddy ...	76	46	30	33	15	18	25	22	3
9 Pegu ...	225	156	99	39	25	14	21	20	1
10 Prome ...	207	145	62	62	51	11	28	22	6
<i>Irrawaddy Division</i> ...	391	264	187	91	68	28	184	129	56
11 Bassein ...	193	110	83	35	28	7	69	48	21
12 Henzada ...	103	78	25	32	23	9	43	32	11
13 Myaungmya ...	25	18	7	3	3	...	37	24	13
14 Ma-ubin ...	49	28	14	4	1	3	59	22	10
15 Pyapön ...	28	20	8	17	13	4	3	3	...
<i>Tenasserim Division</i> ...	384,477	195,868	189,111	149,212	74,267	74,955	128,086	62,069	60,977
16 Toungoo ...	175	95	80	49	41	8	58	39	19
17 Salween ...	29	23	6	1	1	...	2	2	...
18 Thatön ...	5,228	3,078	2,150	53	40	13	33	22	16
19 Amherst ...	377,478	191,093	186,385	933	588	345	338	239	99
20 Tavoy ...	1,301	896	405	147,731	73,318	74,413	1,871	1,190	684
21 Mergui ...	266	181	85	445	269	176	120,706	60,567	60,159
<i>Magwe Division</i> ...	268	196	87	48	31	12	168	167	6
22 Thayetmyo ...	39	23	16	19	9	3	14	12	2
23 Pakökku ...	151	121	30	10	9	1	15	12	3
24 Minbu ...	36	31	5	15	7	8	10	9	1
25 Magwe ...	26	21	5	6	6	...	124	124	...
26 Pakökku Hill Tracts ...	1	...	1
<i>Mandalay Division</i> ...	669	411	168	116	87	29	80	60	80
27 Mandalay ...	511	381	127	104	79	25	79	49	30
28 Bhamo ...	17	6	11	5	3	2
29 Myitkyina ...	7	2	5	5	4	1	1	1	...
30 Katha ...	34	19	15	2	1	1
31 Putao
<i>Sagaing Division</i> ...	300	238	84	88	42	21	36	26	6
32 Shwebo ...	74	56	18	12	11	1	10	9	1
33 Sagaing ...	86	63	23	17	13	4	23	15	8
34 Lower Chindwin ...	106	88	18	33	17	16	2	2	...
35 Upper Chindwin ...	34	29	5	1	1
36 Chin Hills
<i>Meiktila Division</i> ...	248	170	78	44	26	18	37	30	7
37 Kyaukse ...	20	19	1	6	2	4	9	8	1
38 Meiktila ...	74	50	18	8	6	2	17	14	3
39 Yamethin ...	41	21	20	21	9	12	5	3	2
40 Myingyan ...	113	74	39	9	9	...	6	5	1
<i>Unadministered Territory</i>
Eastern States ...	816	582	234	38	30	8	106	98	8
41 Northern Shan States ...	187	113	74	13	8	5
42 Southern Shan States ...	430	319	111	25	22	3	105	97	2
43 Karenni ...	199	150	49	1	1	...

IMPERIAL TABLE XIA.—*Birth-place.*

District, etc., of Birth-place.		DISTRICT IN								
		PAKOKKU HILL TRACTS,			MANDALAY, including City.			MANDALAY CITY.		
		Persons.	Males.	Females.	Persons.	Males.	Females.	Persons.	Males.	Females.
1	86	87	88	89	90	91	92	93	94	
	ALL BURMA	19,898	9,714	10,184	329,509	160,710	168,799	134,792	65,849	68,943
	Divisional Burma	19,898	9,714	10,184	328,695	160,168	168,527	134,495	65,842	68,853
	<i>Arakan Division</i>	167	111	48	118	85	81
1	Akyab	76	54	22	49	38	11
2	Hill District of Arakan	16	14	2	16	14	2
3	Kyaukpyu	12	11	1	7	6	1
4	Sandoway	53	32	21	44	27	17
	<i>Pegu Division</i>	8	7	2	8,621	2,128	1,486	2,298	1,441	852
5	Rangoon Town	8,842	1,203	1,039	1,407	794	613
6	Insein	238	136	102	61	34	27
7	Hanthawaddy	3	1	1	103	56	47	61	39	22
8	Tharrawaddy	277	198	79	210	160	50
9	Pegu	335	211	94	250	200	50
10	Prome	426	292	134	304	214	90
	<i>Irrawaddy Division</i>	1,055	715	340	894	684	260
11	Bassein	357	234	123	305	210	95
12	Henzada	408	297	111	337	264	73
13	Myaungmya	49	26	23	30	15	15
14	Ma-ubin	182	106	76	169	97	72
15	Pyapön	59	52	7	53	48	5
	<i>Tenasserim Division</i>	7	...	1	1,482	980	552	1,088	700	388
16	Toungoo	553	323	230	399	250	149
17	Salween	4	...	4
18	Thatön	128	109	19	101	91	10
19	Amherst	1	...	1	607	342	265	440	250	190
20	Tavoy	148	125	23	96	83	13
21	Mergui	42	31	11	32	26	6
	<i>Magwe Division</i>	19,878	9,700	10,178	1,608	1,288	865	1,052	848	209
22	Thayetmyo	376	248	128	281	222	79
23	Pakökku	109	62	47	462	346	116	295	256	39
24	Minbu	46	36	10	122	124	68	145	93	52
25	Magwe	1	1	...	361	308	53	328	289	39
26	Pakökku Hill Tracts	19,720	9,601	10,119	812	212	...	3	3	...
	<i>Mandalay Division</i>	14	10	4	308,182	145,985	157,197	118,278	68,257	62,021
27	Mandalay	5	3	2	301,870	144,068	156,002	117,812	55,931	61,881
28	Bhamo	1	1	...	689	546	143	128	62	60
29	Myitkyina	2	215	164	51	108	83	25
30	Katha	6	6	...	342	212	100	190	136	54
31	Putao	46	45	1	46	45	1
	<i>Sagaing Division</i>	2	2	...	18,178	8,270	8,008	8,025	3,798	4,227
32	Shwebo	4,738	2,444	2,294	2,193	1,235	958
33	Sagaing	5,785	2,414	3,371	3,506	1,308	1,144
34	Lower Chindwin	2,457	1,241	1,216	2,209	1,093	1,116
35	Upper Chindwin	49	30	19	25	19	6
36	Chin Hills	147	141	6	98	89	3
	<i>Meiktila Division</i>	2	1	1	4,439	2,818	1,626	2,769	1,884	885
37	Kyaukse	1,930	1,094	836	808	507	301
38	Meiktila	688	361	327	447	223	224
39	Yamethin	1	1	...	950	759	191	804	665	139
40	Myingyan	1	...	1	871	599	272	710	489	221
	<i>Unadministered Territory*</i>
	Eastern States	814	542	272	297	207	90
41	Northern Shan States	561	342	219	198	147	45
42	Southern Shan States	253	200	53	105	60	45
43	Karenni

* Reckoned as part of Divisional Burma in the second line of this table.

WHICH ENUMERATED.

BHAMO.			MYITKYINA.			KATHA.			PUTAO.			SHWESO.		
Persons.	Males.	Females.	Persons.	Males.	Females.	Persons.	Males.	Females.	Persons.	Males.	Females.	Persons.	Males.	Females.
95	96	97	98	99	100	101	102	103	104	105	106	107	108	109
98,829	48,079	50,550	106,008	54,141	51,867	246,249	122,532	123,717	6,638	3,230	3,408	387,635	181,668	205,967
97,131	47,506	49,825	104,942	53,412	51,530	243,153	120,787	122,366	6,614	3,220	3,394	387,595	181,638	205,957
10	6	4	22	18	8	47	28	21	4	4	...
3	...	3	5	5	...	15	8	7	3	3	...
2	1	1	3	3	...	3	1	2
1	1	...	2	1	1	9	4	5
4	4	...	12	7	5	20	13	7	1	1	...
219	176	48	152	81	61	604	408	201	8	8	...	730	402	828
124	100	24	73	37	36	291	190	102	293	163	130
10	8	2	2	1	1	19	10	9	84	45	39
9	6	3	4	1	3	20	18	2	53	31	22
39	38	1	28	15	7	97	68	29	1	1	...	101	53	48
26	17	9	26	21	5	101	68	33	143	84	59
11	7	4	25	16	9	75	49	26	56	26	30
186	101	84	80	88	42	148	84	62	7	8	4	428	188	288
29	17	12	27	15	12	50	33	17	1	1	...	68	46	22
43	38	5	39	18	21	54	36	18	5	2	3	94	55	39
41	28	13	2	...	2	6	3	3	125	23	102
12	8	4	9	4	5	27	19	8	1	...	1	66	46	50
10	10	...	3	1	2	9	3	6	43	23	20
248	209	34	138	81	48	540	438	101	...	1	...	827	204	128
181	160	21	75	48	27	364	304	60	200	133	67
1	...	1
11	7	4	9	7	2	46	42	4	1	1	...	31	13	18
26	21	5	49	33	16	84	56	28	83	48	35
21	19	2	4	3	1	40	33	7	13	10	3
3	2	1	8	...	2	6	4	2
168	151	15	1,096	778	818	268	179	74	4	4	...	829	176	154
24	16	8	78	54	24	31	20	11	64	22	42
130	126	4	951	675	276	160	118	42	2	2	...	180	115	71
7	6	1	35	26	9	50	34	16	60	28	32
5	3	2	31	22	9	11	6	5	2	2	...	19	10	9
...	1	1	...	1	1
96,819	48,456	49,864	99,038	49,660	49,878	288,774	116,049	118,726	6,486	3,122	3,864	2,587	1,420	1,147
730	449	281	708	431	271	3,936	2,538	1,398	13	7	6	1,920	1,028	892
93,173	44,834	48,339	1,508	940	568	1,005	458	547	12	9	3	85	59	26
212	79	133	87,602	43,114	44,488	771	419	352	135	74	61	89	50	39
1,697	1,087	610	9,110	5,061	4,049	226,173	110,051	115,522	24	15	9	473	283	190
7	6	1	116	114	2	1,289	983	906	6,302	3,017	3,285
426	818	107	2,940	1,981	959	7,467	4,888	3,079	4	4	...	382,582	178,890	208,842
302	237	65	619	464	155	6,357	3,580	2,777	1	1	...	372,231	173,253	198,978
89	64	25	122	84	38	431	286	145	5,888	3,212	2,676
16	7	9	293	247	46	378	311	67	1	1	...	4,372	2,390	1,976
16	9	7	1,895	1,178	717	56	25	31	1	1	...	31	24	7
2	1	1	11	8	3	245	186	59	1	1	...	10	5	5
114	90	24	106	67	48	822	209	118	4	2	2	880	850	880
15	12	3	37	21	16	42	27	15	1	...	1	67	31	36
15	9	6	16	13	3	63	37	26	146	87	59
53	44	9	38	15	23	151	102	49	2	2	...	135	38	97
31	25	6	14	8	6	66	43	23	1	...	1	332	194	138
...	1,870	700	670	106	81	24
1,498	573	925	1,068	729	337	3,096	1,745	1,351	24	10	14	40	30	10
1,450	558	892	748	577	171	2,421	1,341	1,080	12	10	2	22	18	4
48	15	33	317	151	166	674	403	271	12	...	12	15	9	6
...	1	1	...	1	1	3	3	...

District, etc., of Birth-place.	AREA IN WHICH ENUMERATED.								
	NORTHERN SHAN STATES.			SOUTHERN SHAN STATES.			KARENNI.		
	Persons.	Males.	Females.	Persons.	Males.	Females.	Persons.	Males.	Females.
1	134	135	136	137	138	139	140	141	142
ALL BURMA ...	525,417	261,588	263,829	837,093	419,115	417,978	62,045	29,788	32,257
Divisional Burma ...	12,356	7,345	5,011	3,449	2,204	1,245	1,081	776	305
<i>Arakan Division</i> ...	162	89	78	20	16	6	2	2	...
1 Akyab ...	4	...	4	5	5
2 Hill District of Arakan ...	61	3	58	3	3	...	1	1	...
3 Kyaukpyu ...	71	64	7	1	1	...	1	1	...
4 Sandoway ...	26	22	4	11	6	5
<i>Pegu Division</i> ...	650	394	256	328	218	110	86	26	9
5 Rangoon Town ...	440	267	173	192	125	67	16	11	5
6 Insein ...	26	20	6	8	6	2
7 Hanthawaddy ...	21	12	9	5	5	...	5	4	1
8 Tharrawaddy ...	45	26	19	33	20	11	2	1	1
9 Pegu ...	64	35	29	44	26	18	5	5	...
10 Prone ...	54	34	20	41	29	12	7	5	2
<i>Irrawaddy Division</i> ...	120	80	40	131	64	67	371	289	82
11 Bassein ...	55	38	17	40	31	19	3	3	...
12 Henzada ...	22	14	8	49	21	28	3	3	...
13 Myaungmya ...	15	6	9	26	14	12	360	278	82
14 Ma-ubin ...	8	4	4	12	5	7	6	6	...
15 Pyapön ...	20	18	2	4	3	1
<i>Tenasserim Division</i> ...	303	207	98	368	235	128	496	327	169
16 Toungoo ...	170	116	54	201	126	75	242	147	95
17 Salween	122	70	59
18 Thatön ...	15	10	5	38	22	16	7	6	1
19 Amherst ...	108	72	36	108	78	30	125	104	31
20 Tavoy ...	8	7	1	11	9	2
21 Mergui ...	2	2
<i>Magwe Division</i> ...	89	56	33	69	39	30	15	8	7
22 Thayetmyo ...	16	8	8	15	6	9
23 Pakökku ...	43	36	7	16	8	8	6	3	3
24 Minbu ...	17	4	13	18	12	6	7	4	3
25 Magwe ...	13	8	5	20	13	7	2	1	1
26 Pakökku Hill Tracts
<i>Mandalay Division</i> ...	8,619	4,869	3,750	642	481	211	71	51	20
27 Mandalay ...	5,975	2,841	2,134	527	360	167	61	46	15
28 Bhamo ...	776	338	438	15	9	6	6	3	3
29 Myitkyina ...	131	61	70	40	25	15	1	1	...
30 Katha ...	2,417	1,615	802	60	37	23	3	1	2
31 Putao ...	20	14	6
<i>Sagaing Division</i> ...	1,587	1,134	408	170	129	41	16	12	8
32 Shwebo ...	1,045	733	312	65	48	17	8	7	1
33 Sagaing ...	149	101	48	29	20	9	2	2	...
34 Lower Chindwin ...	43	26	17	42	35	7	5	3	2
35 Upper Chindwin ...	247	236	11	9	8	1
36 Chin Hills ...	53	38	15	25	18	7
<i>Meiktila Division</i> ...	876	618	360	1,736	1,078	658	78	61	16
37 Kyaukse ...	600	345	255	480	300	180	4	4	...
38 Meiktila ...	70	53	17	768	446	322	29	22	7
39 Yamethin ...	167	89	78	456	312	144	38	30	8
40 Myingyan ...	39	29	10	32	20	12	5	5	...
<i>Unadministered Territory</i>
Eastern States ...	513,061	254,243	258,818	833,844	416,911	416,733	60,964	29,012	31,932
41 Northern Shan States ...	507,271	250,664	256,607	3,464	1,950	1,514	76	61	15
42 Southern Shan States ...	5,790	3,579	2,211	829,868	414,757	415,111	44	38	6
43 Karenni	312	204	108	60,844	28,913	31,931

IMPERIAL TABLE XI-B.

Birth-places of Indians of Selected Races.

NOTE 1.—Part I of this table shows by provinces the birth-places of (i) all Hindus and Animists and (ii) all Mahomedans of the six Indian races most numerously represented in Burma who were enumerated in the following thirteen districts: Akyab, Rangoon, Insein, Harthawaddy, Pegu, Bassein, Myaungmya, Pyapôn, Trungoo, Thatôn, Amberst, Mandalay and Yamethin. The six selected Indian races are shown in Note 2 below.

NOTE 2.—Parts II, III, IV and V expand to show details for separate districts of birth the statistics given for some classes in Part I. The classes treated in each part are as follows:—

- II. Persons of each selected race born in Burma.
- III. Bengalis and Chittagonians born in Bengal.
- IV. Hindustanis born in the United Provinces.
- V. (i) Oriyas born in Madras or in Bihar and Orissa.
- (ii) Tamils and Telugus born in Madras.

NOTE 3.—The total numbers in the province of all Indian races and of the six selected races are shown in Imperial Table XIII as follows:—

RACE.	All Religions.		Hindus and Animists.		Mahomedans.	
	Males.	Females.	Males.	Females.	Males.	Females.
1	2	3	4	5	6	7
All Indian Races	653,980	233,097	379,529	104,428	249,600	116,671
Bengali	60,117	17,871	12,172	3,082	10,651	14,632
Chittagonian	149,854	70,534	7,110	286	121,872	75,682
Hindustani	107,557	26,020	8,482	19,957	23,100	5,981
Oriya	49,093	2,482	4,017	1,973	873	212
Tamil	100,315	51,749	68,922	36,761	21,328	7,196
Telugu	129,566	28,621	12,413	27,095	2,047	818
Other Indian Races	70,578	29,810	35,143	15,654	32,149	12,147

NOTE 4.—The total numbers of all races (including non-Indians) born in each province of India and enumerated in Burma are shown in Imperial Table XI A.

NOTE 5.—Imperial Tables IX and XIV give statistics of literacy and civil condition respectively by age and sex for the persons represented in this table.



IMPERIAL TABLE XIB.—*Birth-places of Indians of Selected Races.*

PART I.—PROVINCES OF BIRTH

BIRTH-PLACE	Total for Selected Races.		Bengali		Chittagoman.		Hindustani.		Oriya.		Tamil.		Telugu.	
	Males.	Females.	Males.	Females.	Males.	Females.	Males.	Females.	Males.	Females.	Males.	Females.	Males.	Females.
	2	3	4	5	6	7	8	9	10	11	12	13	14	15
Population tabulated:—														
Total	477,842	176,824	50,367	14,726	121,046	75,223	81,400	19,515	32,902	1,777	81,547	41,095	110,580	24,488
Hindus and Animists	283,152	75,184	10,055	2,258	4,873	245	64,115	15,370	32,314	1,602	63,187	34,029	108,608	23,777
Mahomedans	194,690	91,640	40,312	12,468	116,173	74,975	17,285	4,145	88	175	18,360	6,166	1,972	711
Burma	131,671	119,433	12,810	10,858	72,939	70,833	12,820	8,857	1,076	598	22,536	20,194	10,384	8,093
Hindus and Animists	40,707	32,294	900	698	196	128	10,509	6,779	1,000	512	18,359	16,194	9,743	7,683
Mahomedans	90,964	87,139	11,910	10,160	71,243	70,705	2,311	2,078	70	86	4,177	3,700	641	410
Assam	909	34	437	7	203	...	101	21	27	...	24	4	117	2
Hindus and Animists	338	33	73	7	32	...	66	21	27	...	24	3	116	2
Mahomedans	571	1	364	...	171	...	35	1	1	...
Bengal	102,180	11,543	33,859	3,485	47,246	4,291	10,210	1,646	3,160	142	3,072	1,594	4,033	885
Hindus and Animists	29,974	4,579	8,140	1,293	4,493	110	8,291	1,288	3,004	137	2,232	904	3,814	847
Mahomedans	72,206	6,964	25,719	2,192	42,753	4,181	2,519	358	156	5	840	190	219	38
Madras	176,109	37,320	1,176	114	573	51	11,172	2,535	19,121	779	56,602	18,876	91,465	14,515
Hindus and Animists	159,594	34,055	312	81	38	2	9,665	2,230	18,890	704	40,192	16,746	90,497	14,292
Mahomedans	16,515	2,265	864	33	535	49	1,507	305	231	75	12,410	2,130	968	223
Bihar and Orissa	9,715	787	213	46	30	1	3,115	314	5,008	110	479	170	870	146
Hindus and Animists	9,086	698	111	42	7	...	2,695	241	4,975	109	431	163	867	140
Mahomedans	629	89	102	4	23	1	420	70	33	1	48	7	3	6
Bombay	4,244	1,013	182	40	171	9	2,306	556	608	28	368	188	609	192
Hindus and Animists	3,210	856	57	21	11	6	1,742	461	599	26	211	160	599	182
Mahomedans	1,034	157	125	19	160	3	564	95	9	2	157	28	19	10
Punjab	2,196	410	132	31	135	5	1,319	210	402	11	186	65	322	58
Hindus and Animists	1,782	343	34	16	2	1	909	183	387	11	142	47	308	55
Mahomedans	714	97	98	15	133	4	410	57	15	...	44	18	14	3
United Provinces	41,246	5,157	651	87	218	17	36,802	4,871	1,406	45	792	158	1,377	279
Hindus and Animists	31,806	4,268	86	64	9	1	28,185	3,800	1,367	41	623	95	1,336	267
Mahomedans	9,440	1,889	365	23	209	16	8,617	1,071	39	4	169	63	40	12
Rajputana Agency	1,493	131	69	...	14	...	406	73	721	17	37	25	216	23
Hindus and Animists	1,351	132	17	...	4	...	338	69	721	17	25	23	246	23
Mahomedans	142	6	52	...	10	...	68	4	12	2
Other Parts of India	2,614	409	86	5	50	10	971	133	545	15	531	187	431	59
Hindus and Animists	1,950	321	30	3	4	...	716	72	543	15	236	176	421	55
Mahomedans	664	88	56	2	46	10	255	61	2	...	95	11	10	4
India (locality unspecified)	4,324	640	731	49	318	5	1,368	249	803	26	420	90	684	221
Hindus and Animists	2,572	553	88	30	48	...	800	206	776	24	232	77	628	216
Mahomedans	1,752	87	643	19	270	5	568	43	27	2	188	13	56	5
Outside India	833	90	12	4	49	1	210	20	25	6	500	44	42	15
Hindus and Animists	782	82	7	3	29	...	199	17	25	6	480	41	42	15
Mahomedans	56	8	5	1	20	1	11	3	20	3

IMPERIAL TABLE XI B.—Birth-places of Indians of Selected Races.

PART II.—BIRTH-DISTRICTS IN BURMA.

DISTRICT OF BIRTH-PLACE.	Total for Selected Races.		Bengali.		Chittagonian.		Hindustani.		Oriya.		Tamil.		Telugu.	
	Males.	Females.	Males.	Females.	Males.	Females.	Males.	Females.	Males.	Females.	Males.	Females.	Males.	Females.
	1	2	3	4	5	6	7	8	9	10	11	12	13	14
Hindus and Animists ..	49,707	32,294	900	693	195	128	10,509	6,779	1,000	512	18,359	16,494	9,743	7,683
Akyab ...	851	716	35	43	159	103	626	556	10	2	8	7	13	5
Rangoon Town ...	7,997	6,107	312	270	6	1	747	545	213	113	3,118	3,181	2,391	1,960
Insein ...	2,007	1,384	53	51	371	568	94	50	87	77	602	443
Hanthawaddy ...	7,064	5,510	24	14	2	...	737	425	24	25	5,089	4,571	1,128	675
Pegu ...	7,093	5,600	50	36	1	...	3,312	2,577	194	117	1,912	1,056	1,598	1,214
Bassein ...	748	569	32	34	239	160	57	15	133	121	292	233
Nyaungmya ...	399	259	17	15	1	...	172	71	28	28	91	90	63	52
Pyapön ...	1,481	1,142	22	18	8	6	112	104	24	32	80	719	345	263
Toungoo ...	2,934	1,522	50	40	2	0	2,397	1,118	53	11	160	105	272	252
Thatön ...	3,999	3,524	18	17	3	3	421	323	56	38	2,625	2,287	846	856
Amherst ...	4,657	3,806	73	31	9	5	214	88	41	23	2,592	2,315	1,728	1,339
Mandalay ...	1,512	939	72	57	792	380	10	22	307	101	211	179
Yamèthin ...	334	346	10	12	184	116	6	1	46	53	88	113
Other Districts and the Shan States.	561	379	46	49	5	3	165	80	28	5	181	115	136	99
Mahomedans ...	90,967	87,139	11,919	10,160	71,843	70,705	2,311	2,078	76	86	4,177	3,700	641	410
Akyab ...	77,161	75,166	7,318	6,277	69,768	68,983	4	4	11	2
Rangoon Town ...	2,043	1,632	323	232	233	194	656	510	8	8	783	642	37	37
Insein ...	868	780	119	103	85	74	161	112	8	9	402	378	103	107
Hanthawaddy ...	916	922	112	105	137	128	48	83	5	25	668	580	6	1
Pegu ...	1,056	855	76	63	207	184	190	198	1	1	444	339	133	70
Bassein ...	628	573	120	114	44	31	10	41	1	...	6	77	17	10
Nyaungmya ...	641	632	337	312	30	31	53	78	4	4	202	171	9	6
Pyapön ...	304	211	109	57	83	80	17	11	19	5	59	45	17	10
Toungoo ...	682	478	110	56	207	182	144	194	7	1	152	14	62	11
Thatön ...	1,497	1,314	970	831	116	46	90	81	0	0	260	338	29	9
Amherst ...	3,636	3,120	1,665	1,534	348	293	121	64	5	...	961	794	33	25
Mandalay ...	899	730	209	45	21	25	473	475	9	9	76	102	180	74
Yamèthin ...	358	255	47	18	39	1	185	100	5	8	47	84	44	39
Other Districts and the Shan States.	278	371	54	86	28	43	96	110	1	7	70	114	26	11

PART III.—BIRTH-DISTRICTS OF BENGALIS AND CHITTAGONIANS BORN IN BENGA.

DISTRICT OF BIRTH-PLACE.	BENGALIS.						CHITTAGONIANS.					
	Males.			Females.			Males.			Females.		
	Total.	Hindus and Animists.	Mahomedans.	Total.	Hindus and Animists.	Mahomedans.	Total.	Hindus and Animists.	Mahomedans.	Total.	Hindus and Animists.	Mahomedans.
1	2	3	4	5	6	7	8	9	10	11	12	13
Bengal Province	33,859	8,140	25,719	3,485	1,293	2,192	47,246	4,493	42,753	4,291	110	4,181
Burdwan ...	249	53	196	30	14	16	19	...	19
Calcutta ...	2,395	788	1,607	589	357	232	262	6	256	17	2	15
Chittagong ...	20,010	4,706	15,304	1,900	248	1,652	43,835	4,291	39,544	3,969	100	3,869
Dacca ...	1,243	495	848	179	250	29	77	7	70
Faridpur ...	99	88	11	37	37	...	1	1
Hooghly ...	368	84	284	29	27	2	7	...	7	2	...	2
Howrah ...	126	75	51	46	46	...	3	...	3
Mymensingh ...	1,323	22	1,301	15	...	15	109	...	109	4	...	4
Nadia ...	100	40	60	25	17	8
Noakhali ...	2,445	493	1,952	52	19	13	60	14	66	1	...	1
24-Parganas ...	78	6	72	4	4
Tippera ...	227	163	64	23	23	...	26	3	23
Other Districts	176	104	72	28	24	4	45	1	44
Dist. not recorded	4,911	1,023	3,888	378	227	151	2,192	170	2,022	298	8	290

IMPERIAL TABLE XIB.—*Birth-places of Indians of Selected Races.*

PART IV.—BIRTH-DISTRICTS OF HINDUSTANIS BORN IN THE UNITED PROVINCES.

NOTE.—*H. and A.* indicates Hindus and Animists and *M.* indicates Mahomedans.

DISTRICT OF BIRTH-PLACE.	Males			Females			DISTRICT OF BIRTH-PLACE.	Males			Females		
	Total	H. and A.	M.	Total	H. and A.	M.		Total	H. and A.	M.	Total	H. and A.	M.
1	2	3	4	5	6	7	1	2	3	4	5	6	7
United Provinces	36,802	28,185	8,617	4,871	3,800	1,071							
Agra	2,670	2,576	94	1,180	1,451	29	Gonda	1,178	923	255	138	99	46
Allahabad	654	371	283	104	69	35	Gorakhpur	4,210	4,112	98	94	85	9
Azamgarh	1,809	1,623	1,269	177	143	34	Jaunpur	1,725	1,175	550	111	83	28
Barabanki	567	273	91	72	29	33	Lucknow	404	176	228	122	84	38
Basti	705	600	159	68	45	23	Partabgarh	783	312	471	109	44	85
Benares	409	394	135	136	121	15	Sultanpur	6,150	4,448	1,702	597	397	206
Fyzabad	10,732	8,310	2,422	1,100	502	394	Other Districts	1,177	834	343	191	144	47
Ghazipur	449	413	28	83	63	18	Dist. not specified	1,839	1,333	306	166	135	31
							Indian States	134	134	...	7	7	...

PART V.—BIRTH DISTRICTS OF (i) ORIYAS BORN IN MADRAS OR IN BIHAR AND ORISSA AND OF (ii) TAMILS AND TELUGUS BORN IN MADRAS.

NOTE.—*H. and A.* indicates Hindus and Animists and *M.* indicates Mahomedans.

DISTRICT OF BIRTH-PLACE.	ORIYAS.						TAMILS.						TELUGUS.					
	Males			Females			Males			Females			Males			Females		
	Total	H. & A.	M.	Total	H. & A.	M.	Total	H. & A.	M.	Total	H. & A.	M.	Total	H. & A.	M.	Total	H. & A.	M.
1	2	3	4	5	6	7	8	9	10	11	12	13	14	15	16	17	18	19
Madras Province	19,121	18,890	231	779	704	75	52,602	40,192	12,410	18,876	16,746	2,130	91,465	90,497	968	14,515	14,292	223
Anantapur	68	57	11	9	8	1	418	423	25	33	27	6
Chingleput	200	191	18	97	92	5	290	284	6	40	40	...
Gajam	12,387	12,341	46	310	309	7	523	490	38	122	115	7	21,907	21,873	34	1,366	1,357	9
Godavari ...	359	333	26	33	30	3	718	650	98	220	202	24	18,539	18,388	151	2,576	2,525	51
Guntur	125	125	...	4	4	...	270	250	26	38	36	2	342	342	...	49	49	...
Kistna	84	84	...	10	10	...	395	328	67	115	97	18	5,904	5,916	25	550	546	4
Madras	246	215	1	113	93	20	231	231	...	26	26	...
Madura	182	180	3,122	2,377	745	1,177	1,029	148	311	308	3	98	95	2
Malabar ...	60	65	395	199	196	72	60	12	156	143	13	32	32	...
Nellore	10	10	112	90	16	44	43	1	721	707	14	80	80	...
Ramnad ...	117	104	15	21	19	2	8,037	5,522	2,715	1,988	1,635	353	610	572	44	120	117	3
Salem	307	219	88	108	90	12	131	126	5	9	9	...
Tanjore	175	171	...	36	36	...	7,590	5,433	2,103	2,777	2,103	174	1,507	1,472	35	423	419	4
Tinnevely	8	8	2,115	1,040	1,479	458	352	106	216	216	...	89	88	1
Trichinopoly	12	803	631	172	271	245	26	101	144	17	54	54	...
Vizagapatam	311	309	...	74	74	...	670	539	131	120	164	16	21,113	20,906	207	4,175	4,129	46
Other Districts	110	119	456	409	47	187	180	7	660	660	...	119	118	1
District not specified, States	5,158	5,020	138	277	214	63	6,000	21,630	4,361	11,130	9,947	1,183	18,076	17,689	387	4,668	4,573	95
Bihar and Orissa	5,008	4,975	33	110	109	1	479	431	48	170	163	7	870	867	3	146	140	6
Bhagalpur	198	198
Cuttack	654	654	...	10	16
Gaya	50	50	...	7	6	1
Nilgiri	65	65
Puri	1,915	1,904	11	36	36
Other Districts	155	146	9	4	4
District not specified	1,965	1,952	13	47	47

Figures not available for Tamils and Telugus by separate districts.

IMPERIAL TABLE XII.

Infirmities.

NOTE 1.—This table is arranged in three parts as follows :—

Part I, Distribution by Age.

Part II, Distribution by Districts.

Part III, Distribution by Race-groups and Races.

NOTE 2.—Cognisance was taken in the enumeration of only the four infirmities specified in the tables; but for every person enumerated, whether in a synchronous or non-synchronous area, a record was made whether any or none of these infirmities was present. The population in which the tabulated infirmities appeared is therefore the whole of that shown in Imperial Tables VIIA, VIA and XIII which thus provide a basis of comparison for the several parts of this table. The areas for which no record of infirmities was made are the estimated areas and the areas omitted entirely from the census; these are shown in Notes 13 and 12 respectively of Imperial Table II.

NOTE 3.—Subsidiary tables on page 186 show particulars relating to persons afflicted with more than one of the tabulated infirmities. Such persons are counted once for each infirmity in all three Parts of the table except in the columns of Parts I and II which show *Persons Afflicted*, in those columns each such person is shown only once.

NOTE 4.—The age recorded was the number of completed years. The age-group represented by 5-10 in Part I of the table includes all who had completed five but had not yet completed ten years of age; and the other age-groups have a parallel interpretation.

NOTE 5.—Deductions drawn from the figures of Part II of the table must allow for the fact that the numbers shown in that table for certain districts include persons enumerated in asylums and special schools related to the enumerated infirmities and situated in those districts, some of whom may have been born and may previously have been ordinarily resident in some other district. The numbers of such persons are shown in Note 9 of this table on page 186.

NOTE 6.—The boundary of the Rangoon Town and Insein Districts passes through the Leper Asylum at Kemmendine, but the main portion of the asylum is in Rangoon and the institution is properly associated with that district. Accordingly 18 female inmates included in the Insein District record have been transferred in Part II of the table and in Note 9 to be shown as if enumerated in Rangoon. The new Rangoon Lunatic Asylum, situated in the Insein District, was still vacant on the date of the census.

NOTE 7.—The system of race-groups in Part III is that adopted for Table XIII and described in Note 3 of that table. Records for race-groups are printed in the table in distinctive type; entries in ordinary type below those are for separate races included in the group. Races which are not represented amongst the infirm persons are not mentioned in the table. Thus although the figures in columns 5 to 10 for each race-group are the sum of the details given below them, this is not necessarily the case for the figures in columns 2 to 4.

IMPERIAL TABLE XII.—*Infirmities.*
PART I.—DISTRIBUTION BY AGE.

Age.	Population afflicted.			Insane.			Deaf Mute.			Blind.			Lepers.			
	Persons.	Males.	Females.	Persons.	Males.	Females.	Persons.	Males.	Females.	Persons.	Males.	Females.	Persons.	Males.	Females.	
	1	2	3	4	5	6	7	8	9	10	11	12	13	14	15	16
<i>Provincial Total</i>	57,324	30,445	26,879	11,573	6,285	5,288	11,877	6,447	5,430	24,523	11,325	13,198	9,765	6,580	3,176	
0	37	22	15	3	2	1	6	4	2	29	14	15	5	3	...	
1	72	44	28	7	4	3	20	12	8	42	20	16	4	3	1	
2	141	67	74	20	8	12	49	30	19	65	26	39	8	4	4	
3	230	123	107	53	20	27	103	60	43	67	34	33	9	4	5	
4	311	179	132	71	24	27	156	87	69	108	66	42	11	5	6	
Total 0-5	791	445	356	124	64	60	334	193	141	311	106	145	35	19	16	
5-10	2,313	1,289	1,024	434	222	212	1,208	674	534	584	335	249	105	69	56	
10-15	3,127	1,706	1,421	608	301	307	1,424	762	662	761	437	324	369	221	148	
15-20	3,993	2,108	1,795	929	486	443	1,407	722	685	945	547	398	754	462	297	
20-25	4,804	2,739	2,065	1,209	678	531	1,576	847	729	994	526	468	1,089	717	372	
25-30	4,483	2,610	1,843	1,151	675	476	1,098	596	502	1,109	606	503	1,162	785	377	
30-35	5,303	3,156	2,147	1,196	863	633	1,291	713	578	1,228	651	577	1,350	860	397	
35-40	3,910	2,130	1,480	1,082	655	427	614	372	269	1,121	600	520	1,091	811	280	
40-45	5,012	2,800	2,212	1,362	720	642	854	472	382	1,637	828	809	1,137	799	338	
45-50	3,613	2,003	1,610	841	435	406	389	215	174	1,638	834	804	757	525	232	
50-55	4,527	2,279	2,248	801	446	415	591	271	230	2,416	1,011	1,375	765	528	237	
55-60	2,828	1,355	1,473	452	240	212	211	110	101	1,794	769	1,025	380	238	142	
60-65	4,110	1,904	2,206	480	243	237	318	170	148	2,922	1,249	1,673	400	240	154	
65-70	2,425	1,077	1,348	201	100	101	190	103	87	1,899	785	1,113	144	93	51	
70 and over	6,085	2,431	3,654	343	157	186	438	224	208	5,105	1,950	3,155	227	116	111	

IMPERIAL TABLE XII.—Infirmities.
PART II.—DISTRIBUTION BY DISTRICTS.

District or State.	Population afflicted.			Insane.			Deaf Mutes.			Blind.			Lepers.		
	Persons.	Males.	Females.	Persons.	Males.	Females.	Persons.	Males.	Females.	Persons.	Males.	Females.	Persons.	Males.	Females.
1	2	3	4	5	6	7	8	9	10	11	12	13	14	15	16
Provincial Total ...	57,324	30,445	26,879	11,573	6,285	5,288	11,877	6,447	5,430	24,523	11,325	13,198	9,765	6,589	3,176
Divisional Burma	47,000	25,169	21,831	9,356	5,129	4,227	8,340	4,603	3,734	21,073	9,754	11,319	8,513	5,829	2,690
<i>Arakan Division</i> ...	2,386	1,312	1,074	906	484	422	670	342	228	691	365	336	280	139	91
1 Akyab	1,484	826	658	606	316	290	379	238	141	390	211	170	117	65	52
2 Hill District of Arakan.	207	109	96	43	18	25	10	4	6	68	29	39	84	58	26
3 Kyaikpyu ...	100	212	188	160	90	70	105	58	47	116	55	61	19	9	10
4 Sandoway	297	155	132	97	60	37	76	42	31	117	57	60	10	7	3
<i>Pegu Division</i> ...	6,041	3,713	2,328	1,652	1,132	620	714	417	297	2,387	1,199	1,188	1,306	976	331
5 Rangoon City	1,561	1,015	340	820	658	168	68	41	27	249	147	102	222	172	50
6 Insein	506	314	192	93	63	30	44	21	26	211	105	106	136	106	30
7 Hanthawaddy	927	569	358	158	93	65	144	89	55	372	196	176	201	164	67
8 Tharrawaddy	1,346	743	603	230	127	103	144	80	64	643	293	350	329	243	80
9 Pegu	958	572	386	163	85	78	128	74	54	435	237	198	435	177	58
10 Promé	243	500	443	182	106	76	103	92	71	477	221	256	123	83	40
<i>Irrawaddy Division</i>	6,106	3,116	1,990	938	624	414	887	492	395	1,831	996	835	1,464	1,111	353
1 Passein	875	550	325	172	99	73	152	82	70	242	133	109	309	236	73
2 Henzada ...	1,730	1,042	688	331	181	147	321	160	141	617	354	263	413	224	89
3 Myaungmya	779	485	304	145	86	59	123	70	53	206	143	123	248	187	61
4 Maubin ...	1,177	606	509	206	107	99	182	107	75	394	222	172	361	266	95
5 Pyapôn	587	343	244	84	48	36	109	53	50	262	144	118	133	98	35
<i>Tenasserim Division</i>	8,826	2,256	1,570	1,007	644	463	797	486	312	1,483	824	659	562	416	146
6 Loungoo ...	1,399	828	571	268	143	125	283	181	102	674	376	298	187	133	54
7 Salween ...	108	59	52	42	19	23	24	13	11	32	15	17	10	9	1
8 Thatôn ...	820	503	317	222	114	108	166	101	65	272	158	114	160	130	30
9 Amherst ...	759	464	295	214	130	84	169	103	60	228	124	104	155	113	42
10 Tavoy ...	388	207	181	155	86	69	54	29	25	152	77	75	28	15	13
11 Mergui	352	198	154	106	52	54	101	53	43	125	74	51	22	16	6
<i>Magwe Division</i> ...	7,626	3,837	3,789	1,206	664	642	1,183	670	613	4,069	1,731	2,338	1,197	790	407
12 Thayetmye ...	743	420	323	146	93	55	38	23	15	431	219	212	126	85	41
13 Pakôkku ...	3,338	1,740	1,598	506	246	260	608	340	268	1,800	747	1,053	348	214	134
14 Minlun ...	1,778	929	849	360	235	124	200	107	93	879	373	506	343	224	119
15 Magwe ...	1,560	825	771	171	84	87	178	102	76	884	388	496	303	251	112
16 Pakôkku Hill Tracts	201	123	78	12	6	6	159	98	61	15	4	11	17	16	1
<i>Mandalay Division</i>	6,660	2,962	2,698	1,022	628	494	1,668	872	786	2,222	1,064	1,168	862	665	307
17 Mandalay ...	2,036	1,107	929	234	121	113	155	89	66	1,026	493	533	631	408	223
18 Mandalay City	1,024	561	463	96	54	42	63	35	28	395	168	227	474	305	169
19 Bhamo ...	1,327	645	684	336	171	165	771	379	392	262	116	146	95	11	14
20 Myitkyina ...	1,091	577	514	283	145	138	559	309	250	240	112	128	36	28	8
21 Katha ...	1,611	605	556	153	81	72	169	97	77	681	329	352	168	107	61
22 Putao ...	35	18	17	16	10	6	4	3	1	13	4	9	2	1	1
<i>Sagaing Division</i>	10,662	6,091	6,461	1,960	913	1,037	1,868	986	882	4,993	2,094	2,899	1,801	1,121	630
23 Shwebo ...	2,097	985	1,112	254	131	123	214	116	98	1,357	557	800	280	184	96
24 Sagaing ...	2,522	1,228	1,294	186	149	137	174	97	77	1,342	543	799	74	444	290
25 L. Chindwin	2,328	1,064	1,264	241	109	139	164	76	88	1,506	631	875	423	251	172
26 U. Chindwin	1,613	769	844	403	187	216	459	229	210	670	288	382	133	77	56
27 Chin Hills ...	1,992	1,045	947	760	337	420	877	468	409	1,118	75	43	231	165	66
<i>Meiktila Division</i>	6,818	2,892	2,921	675	340	335	663	342	321	3,397	1,601	1,806	1,001	716	375
28 Kyaüksè ...	813	423	390	188	93	65	97	47	50	513	250	263	79	65	14
29 Meiktila ...	1,204	551	653	150	70	80	141	63	78	68	283	402	224	135	93
30 Yamèthin ...	1,314	649	665	169	85	84	161	90	71	808	363	445	181	115	66
31 Myingyan ...	2,187	1,269	1,213	228	102	106	264	142	122	1,391	605	786	603	401	202
<i>Eastern States</i> ...	10,324	6,276	6,048	2,217	1,156	1,061	3,637	1,841	1,696	3,450	1,571	1,879	1,252	766	486
32 N. Shan States	1,029	2,044	1,985	809	418	391	1,864	951	913	1,306	610	696	182	123	59
33 S. Shan States	5,816	2,980	2,830	1,330	692	638	1,506	794	712	1,963	888	1,075	1,017	606	411
34 Karenni ...	479	252	227	78	46	32	167	96	71	181	73	108	53	37	16

IMPERIAL TABLE XII.—Infirmities.
PART III.—DISTRIBUTION BY RACE-GROUPS AND RACES.

Race-group, Race or Tribe.	Population dealt with.			Insane.			Deaf Mutes.			Blind.			Lepers.		
	Persons.	Males.	Females.	Persons.	Males.	Females.	Persons.	Males.	Females.	Persons.	Males.	Females.	Persons.	Males.	Females.
1	2	3	4	5	6	7	8	9	10	11	12	13	14	15	16
Provincial Total for All Races.	13,169,099	6,735,516	6,433,583	11,573	6,285	5,288	11,877	6,447	5,430	24,523	11,825	13,198	9,765	6,589	3,178
A. Burma Group *	8,706,809	4,263,323	4,443,487	6,479	3,551	2,928	6,020	2,774	2,246	18,686	8,505	10,191	6,958	4,692	2,268
1 Burmese	7,837,985	3,831,105	4,006,820	5,665	2,922	2,343	4,107	2,250	1,857	17,680	8,021	9,659	6,677	4,517	2,160
2 Arakanese	324,475	163,930	160,545	610	332	278	346	02	144	385	195	190	69	33	36
4 Chaungtha	45,153	23,396	21,757	61	27	34	23	13	10	49	23	19	12	9	...
5 Tavoyan	129,287	64,329	64,958	143	76	67	47	26	21	135	65	70	24	11	...
9 Danu	64,649	37,382	27,260	128	67	61	60	43	26	239	119	120	26	21	5
10 Intha	56,175	27,693	28,482	79	36	43	37	26	11	86	34	52	143	96	47
13 Atsi	4,857	2,577	2,280	54	28	26	84	49	35	15	8	7	9	2	...
14 Lashi	17,010	8,567	8,443	76	38	38	129	59	70	35	13	22	1	1	...
15 Maru	21,425	10,315	11,110	60	24	36	177	105	72	78	26	52	4	2	2
Yaw, Taung-yo and Maingtha	24,297	12,479	11,818	3	1	2	1	1	...	1	1
B. Lolo Muso Group	75,845	39,494	36,351	32	23	9	97	49	48	96	37	59	4	2	2
1 Lisaw	13,200	6,703	6,557	19	11	8	33	11	22	23	6	17
7 Akha	31,265	18,335	15,930	13	12	1	64	38	26	73	31	42	4	2	...
C. Kuki-Chin Group ...	288,847	144,318	144,529	983	436	548	1,229	661	568	871	186	186	397	277	120
32 Chin (un-specified).	110,591	58,319	58,272	977	433	544	1,225	660	565	343	176	167	388	275	123
1 Meit'ci	9,407	5,555	3,852	6	2	4	4	1	3	28	10	18	9	2	7
D. Naga*Group ...	406	197	209	1	...	1	1	1
E. Kachin Group ...	146,846	70,611	76,234	623	318	305	1,647	838	811	341	147	194	89	25	14
F. Sak (Lui) Group ..	49,726	24,497	25,229	80	11	19	42	28	14	127	68	64	46	26	19
1 Kadu	37,710	18,625	19,085	25	9	16	40	26	14	126	62	64	45	26	19
4 Daingnet	4,928	2,535	2,393	5	2	3	2	2	...	1	1
H. Mro ...	14,771	7,620	7,251	26	21	5	12	7	5	19	18	6	24	19	...
I. Tai Group ...	1,017,987	508,975	509,012	1,376	761	625	1,870	974	896	2,958	1,847	1,811	1,140	699	...
1 Shan un-specified.	288,184	142,237	146,747	308	158	150	359	195	164	765	353	412	156	111	45
2 Shangale	588,405	293,747	294,658	956	526	430	1,290	674	616	1,894	893	1,001	868	522	346
3 Shangyi	29,004	15,100	13,904	21	13	8	27	17	10	166	28	138	16	12	4
4 Shan Tayok	28,701	15,885	12,816	20	12	8	31	20	11	25	18	7	4	4	...
6 Siamese	13,286	7,245	6,041	8	6	2	5	2	3	10	7	3	4	3	1
7 Khun	33,594	16,350	17,044	38	19	19	101	47	54	57	28	29	47	20	27
8 Lu	25,870	12,686	13,184	12	9	3	55	17	38	34	17	17	43	26	17
11 Kamti	4,874	2,256	2,595	13	8	5	2	2	...	7	3	4	2	1	1
J. Malay Group ...	6,668	3,144	3,524	7	2	5	9	5	4	6	2	4	2	2	...

* For this table Arakan-Mahomedans (Race S1) numbering 19,740 males and 11,035 females have been added, to the Arakanese Race A2 and the Burma Group.

IMPERIAL TABLE XII.—Infirmities.
PART III.—DISTRIBUTION BY RACE GROUPS AND RACES.

Race-group, Race or Tribe.	Population dealt with.			Insane.			Deaf-Mutes.			Blind.			Lepers.		
	Persons.	Males.	Females.	Persons.	Males.	Females.	Persons.	Males.	Females.	Persons.	Males.	Females.	Persons.	Males.	Females.
1	2	3	4	5	6	7	8	9	10	11	12	13	14	15	16
K. Talaing ...	328,609	163,830	169,679	167	96	62	128	33	40	179	88	91	99	77	22
L. Palaung-Wa Group	156,703	78,674	78,029	202	111	91	443	228	216	247	131	116	27	16	11
1 Wa ...	14,772	7,695	7,067	4	3	1	11	6	5	106	105	1
8 Yanglam ...	13,879	6,618	7,257	27	12	15	16	13	3	32	16	16	6	3	3
10 Palaung and Pale.	122,457	61,315	63,912	171	96	75	416	209	207	109	10	99	21	13	8
N. Karen Group ...	1,220,366	612,116	608,240	987	503	484	881	478	388	1,007	499	508	710	600	10
1 Karen un-specified.	62,627	32,010	30,617	84	54	30	87	55	32	92	55	37	23	15	8
2 Sgaw ...	437,110	218,609	218,501	268	134	134	176	95	81	232	114	118	167	123	44
3 Paku ...	1,986	1,021	965	6	4	2	1	1
6 Bwè ...	7,467	3,553	3,914	5	4	1	22	18	4	17	7	10	7	2	5
8 Karenbyu ...	18,370	9,674	8,696	13	4	9	23	14	6	7	6	1	4	...	4
9 Pwo ...	411,891	203,285	203,606	247	143	104	159	92	67	263	149	114	363	272	91
11 Taungthu ...	218,237	108,746	109,491	331	145	186	280	145	135	286	130	156	125	74	51
14 Gheko ...	2,663	1,317	1,346	2	...	2
15 Karenni ...	35,391	16,364	19,027	37	19	18	111	55	56	109	37	72	21	14	7
R. Chinese Group ...	149,080	101,877	47,188	167	128	39	233	122	111	118	69	49	38	34	4
1 Yunnanese	59,232	35,752	23,480	9	7	2	5	3	2	2	2	...	1	1	...
2 Other Chinese	89,848	66,125	23,703	158	121	37	228	119	109	116	67	49	37	33	4
S2. Zerbadi † ...	94,316	46,648	48,668	88	34	34	40	28	17	79	41	38	70	48	22
X. Indian Races ...	887,077	663,980	223,097	381	270	111	248	177	69	271	191	80	187	167	30
3 Bengali ...	77,988	60,117	17,871	18	13	5	26	15	11	21	19	2	5	4	1
8 Chittagonian	206,388	129,854	76,534	100	57	43	86	59	27	69	45	24	24	14	10
14 Gurkha ...	22,251	15,506	6,745	9	7	2	6	4	2	10	7	3	8	8	...
15 Hindustani	133,577	107,557	26,020	87	66	21	31	23	8	46	35	11	28	23	5
31 Oriya ...	52,475	41,993	2,482	19	17	2	8	8	...	22	17	5	14	14	...
35 Punjabi ...	21,041	16,307	4,734	6	6	...	7	7	...	10	9	1	5	5	...
39 Tamil ...	152,064	100,315	51,749	68	49	19	45	33	12	44	25	19	41	32	9
40 Telugu ...	158,187	129,566	28,621	61	45	16	28	20	8	33	24	9	59	54	5
Other Indians	63,106	44,765	18,341	13	10	3	9	8	1	16	10	6	3	3	...
Anglo-Indian ...	16,688	8,468	8,220	31	17	14	8	1	2	8	2	1	20	11	9
English ...	4,898	3,857	1,239	7	7	1	1	...	2	2	...
Other British † ...	2,449	1,874	675
Other Europeans ...	972	684	388	2	2	3	2	1
Others ...	5,188	2,739	2,444	14	6	8	2	1	1	8	2	1

† For S1 Arakan-Mahomedans see A3 and note * on opposite page; S3 Arakan-Kamans are in Others.
‡ That is, other European races of the British Empire; see Part A1 of Imperial Table XVI.
§ Others includes Groups G, M, O, and Races S3 and Y3.

NOTE 7.—The following is a statement of the returns of persons suffering from two or more of the tabulated infirmities:—

	Divisional Burma.		Provincial Total.	
	Males.	Females.	Males.	Females.
Insane deaf-mutes ...	97	92	146	152
Insane and blind ...	11	20	13	22
Insane lepers ...	2	1	2	1
Blind deaf-mutes ...	14	10	22	21
Leprous deaf-mutes ...	3	5	3	5
Blind lepers ...	9	4	9	4
* Insane and blind deaf-mutes ...	1	3	1	4
* Blind and leprous deaf-mutes ...	1	...	1	...
* Insane and blind lepers ...	1	...	1	...
Total ...	139	135	198	209

* Persons with three infirmities are not included in the figures given above for persons with two infirmities.

NOTE 8.—The racial distribution of insane deaf-mutes (including those who were also blind) is as follows:—

Serial No.	District.	Name.	Total.		Burmese.		Kachins.		Races of the Karen Group.		Races of the Shan Group.		Chinese and Yunnanese.		Others.	
			Males.	Females.	Males.	Females.	Males.	Females.	Males.	Females.	Males.	Females.	Males.	Females.	Males.	Females.
28	Bhamo	...	31	31	24	24	7	7
29	Myitkyina	...	15	10	10	8	5	3
35	Upper Chindwin	...	10	14	3	3
41	Northern Shan States	...	48	61	5	6	2	6	10	9
42	Southern Shan States	24	36	6	9	8	7
43	Karenni
	Remainder	...	43	40	27	26	1	...	4	6	2	2	...	1	9	5
	Total	...	147	156	32	32	59	66	4	6	10	19	8	8	34	25

NOTE 9.—The following is the table classifying by birth-place infirm persons in asylums and schools to which reference is made in Note 5 on page 181:—

Infirmity.	District.	Total.		Classification by Birth-place.					
				District of Enumeration.		Other Districts of Burma.		Outside Burma.	
		Males.	Females.	Males.	Females.	Males.	Females.	Males.	Females.
		3	4	5	6	7	8	9	10
Insanity	Rangoon	604	139	42	59	377	64	185	16
	Minbu	123	...	10	...	117	...	1	...
Deaf-mutism	Rangoon	5	3	...	1	5	2
Blindness	Rangoon	30	5	29	5	1	...
	Amherst	4	...	1	...	2	...	1	...
Leprosy	Rangoon	122	20	23	3	52	11	47	6
	Amherst	40	14	13	5	15	6	12	3
	Mandalay	200	102	72	66	81	34	47	2

IMPERIAL TABLE XIII.

Race.

- NOTE 1.**—The area and population covered by this table are the same as those covered by Imperial Tables VIA and X, so that the areas (indicated in Note 1 of Table VIA) in which the population was only estimated have been omitted from it.
- NOTE 2.**—The term *Race* is discussed in the Report Volume; in these notes and in the table, it is used as the generic name of the lowest classes tabulated in Part I of the table.
- NOTE 3.**—The races corresponding to each of the indigenous language-groups of Imperial Table X have been regarded as forming a racial *Group* to which the same index-letter has been assigned. Race-groups A to O have been regarded as *Indigenous Races* and the remainder as *Non-indigenous*. [*Note.*—Chinese (R) is an indigenous language but not an indigenous race.] No attempt has been made to classify the non-indigenous races according to any accepted anthropological scheme; but they have been divided into five artificial groups with index-letters as follows:—R, Chinese; S, Indo-Burman; X, Indian; Y, European, etc.; Z, Others. Indians have not been classified by caste; certain clearly distinguished races have been separately tabulated and the remaining Indians have been classified in quasi-national classes, each of which includes all those races which are particularly associated with a certain territory roughly indicated by the name of the class. A list of the races included in each group is given in Part I of the table; for further information with regard to the classification scheme, the Report Volume should be consulted.
- NOTE 4.**—Part I of this table corresponds to Part IB of Imperial Table X, and, besides exhibiting the classification-scheme, classifies the whole population described in Note 1 and further classifies each race by sex and religion. In Group Y details are not given for the separate European and allied races; they are given in Imperial Table XVI. Some races are shown with *nil* entries because although not recorded in the area covered by this table they are known to exist in the other parts of the province.
- NOTE 5.**—Alternative names of some Races and many of the names of Clans will be found in Parts IB and IC of Imperial Table X. (See Notes 6 and 7 of that table.)
- NOTE 6.**—Part II of this table, which corresponds to Part II of Imperial Table X, shows the distribution of each race-group by districts and at the same time classifies the population of each district by race-groups. For selected race-groups a further classification is given in each district by religion.
- NOTE 7.**—Part III is divided into three parts. Part IIIA shows the distribution by districts of certain selected indigenous races for some of which a classification by religion is also given. Part IIIB supplements Part IIIA by giving the distribution of all other indigenous races. Part IIIC shows similarly the distribution by districts and religion of the more numerous represented Indian races.
- NOTE 8.**—For Parts IV and V of this table the classification of races by groups has been exchanged for a classification, depending chiefly upon race but taking account also of religion and birthplace, which divides the whole population of each sex into 13 *Peoples* distinguished by Roman serial numbers, and is used in Imperial Table XX. The constitution of each people is shown in Note 9 below Part V of this table and in the Appendix to Imperial Table XX. Part IV of the table gives at the same time the distribution of each people by districts and the classification of the population of each district by sex and people; Part V classifies the population of the whole province by sex, people and religion. Details for Peoples XI and XII and for the Armenians of People XIII, which are not given in this table, are given in Imperial Table XVI.
- NOTE 9.**—Note 9 is printed below Part V of the table.

IMPERIAL TABLE XIII—Race. PART I.—Provincial Totals of Races by Religion.

Race-group and Race.		Religion.	Males.	Females.	Race-group and Race.		Religion.	Males.	Females.
	GRAND TOTAL	6,735,516	6,433,583					
A	Burma Group	4,250,588	4,432,452	B	Lolo-Mus'o Group.	39,404	36,851
A1	Burmese ...	Total ..	3,831,165	4,006,820	B1	Lisaw ...	Total ...	6,703	6,557
		Buddhist ...	3,821,833	3,992,953			Buddhist ...	5	...
		Animist ...	367	442			Animist ...	6,698	6,554
		Mahomedan ...	2,683	5,913			Christian	3
		Christian ...	6,282	7,512	B2	Lolo ...	Animist ...	380	389
A2	Arakanese ...	Total ..	151,190	149,510	B3	Lahu ...	Total ...	11,597	11,090
		Buddhist ...	151,104	149,444			Buddhist ...	1	59
		Animist ...	38	42			Animist ...	10,333	9,878
		Christian ...	48	24			Christian ...	1,263	1,207
A3	Yanbye ...	Total ...	80,234	87,951	B4	Ako ...	Animist ...	30	21
		Buddhist ...	80,228	87,944	B5	Pyin ...	Total ...	515	421
		Animist ...	3	3			Buddhist ...	294	231
		Christian ...	3	4			Animist ...	221	190
A4	Chaungtha	Total ...	23,396	22,757	B6	Kwi ...	Total ...	1,877	1,836
		Buddhist ...	23,358	22,742			Animist ...	966	938
		Animist ...	24	11			Christian ...	911	898
		Christian ...	14	4	B7	Akha ...	Total ...	18,335	15,930
A5	Tavoyan ...	Total ...	64,329	64,958			Animist ...	18,225	15,848
		Buddhist ...	64,300	64,924			Christian ...	110	82
		Animist ...	8	7	B8	Nung ...	Total ...	42	76
		Christian ...	21	27			Buddhist ...	31	61
A6	Merguese ...	Total ...	102	76			Animist ...	11	15
		Buddhist ...	102	75	B9	Tangsir
		Christian ...	1	1	B10	Hop'a
A7	Yabein ...	Buddhist ...	882	892	B11	Wat'ao-khum	Animist ...	15	22
A8	Yaw ...	Total ...	75	14	C	Kuki-Chin Group.	144,318	144,520
		Buddhist ...	75	12	C1	Meit'ei (also called Kathè).	Total ..	5,555	3,852
		Christian	2			Buddhist ...	1,759	451
A9	Danu ...	Total ...	37,382	37,260			Animist ...	116	104
		Buddhist ...	37,376	37,257			Hindu ...	3,644	3,245
		Animist ...	4	...			Mahomedan ...	36	48
		Christian ...	2	3			Christian	4
A10	Intha ...	Total ..	27,693	28,482	C2	T'ado ...	Animist	1,138	1,143
		Buddhist ...	27,694	27,878	C3	Siyin ...	Total ...	1,562	1,681
		Animist ...	599	603			Animist ..	1,386	1,499
		Christian	1			Christian ...	176	182
A11	Taungyo ...	Buddhist ...	11,984	11,693	C4	Sokte ...	Total ...	8,641	8,828
A12	P'un ...	Buddhist ...	172	195			Animist ...	8,605	8,798
A13	Atsi ...	Total ...	2,677	2,180			Christian ...	36	30
		Animist ...	2,546	2,018	C5	Kamhow ...	Total ...	4,399	4,269
		Christian ...	131	162			Buddhist	1
A14	Lashi ...	Total ...	8,567	8,443			Animist ...	4,259	4,139
		Buddhist	1			Christian ...	140	129
		Animist ...	8,466	8,352	C6	Paite ...	Total ...	668	659
		Christian ...	101	90			Animist ...	655	653
A15	Maru ...	Total ...	10,315	11,110			Christian ...	13	6
		Buddhist ...	34	17	C7	Yo ...	Animist ...	2,801	2,758
		Animist ...	10,198	10,998	C8	Tashon ...	Total ...	3,803	4,467
		Christian ...	83	95			Buddhist ...	8	2
A16	Maingtha ...	Total ...	420	111			Animist ...	3,767	4,434
		Buddhist ...	346	77			Christian ...	28	31
		Animist ...	74	34	C9	Yahow ...	Total ...	2,481	2,927
							Animist ...	2,451	2,903
							Christian ...	30	24
					C10	Laiyo ...	Total ...	5,316	5,770
							Animist ...	5,198	5,699
							Christian ...	118	78

IMPERIAL TABLE XIII—Race. PART I.—Provincial Totals of Races by Religion (contd.).

Race-group and Race.		Religion.	Males.	Females.	Race-group and Race.		Religion.	Males.	Females.
C11	Kwangli ...	Animist ...	2,143	2,499	D2	Tangkul ...	Total ...	117	100
C12	Ngorn ...	Total ...	1,930	2,021			Buddhist	1
		Buddhist ...	3	...			Animist ...	117	119
		Animist ...	1,927	2,021	D3	Senkadong
C13	Kwelshim ..	Animist ...	961	1,101	E	Kachin Group	70,611	76,284
C14	Lai ...	Total ...	4,632	4,720	E1	Kachin ..	Total ...	70,245	75,834
		Animist ...	4,598	4,670			Buddhist ...	411	371
		Christian ...	34	50			Animist ...	67,591	73,155
C15	Tlantlang ...	Total ...	4,057	4,001			Christian ...	2,243	2,308
		Animist ...	4,036	3,994	E2	Nogmung ...	Buddhist ...	78	91
		Christian ...	21	7	E3	Nut ...	Buddhist ...	5	5
C16	Yokwa* ...	Total ...	1,195	1,310	E4	Pangsu ..	Buddhist ...	84	89
		Animist ...	1,187	1,308	E5	Kang ...	Buddhist ...	42	39
		Christian ...	8	2	E6	Langkhai ...	Buddhist ...	49	53
C17	Lakher ...	Animist	12	E7	Nokkyo ...	Buddhist ...	64	68
C18	Lawt'u ...	Animist ...	1,619	1,424	E8	Yoya ...	Buddhist ...	16	16
C19	Yotun ...	Animist ...	2,562	2,550	E9	Tawhawng	Buddhist ...	98	39
C20	Shentang ...	Total ...	3,067	3,025	F	Sak * Group	24,407	25,229
		Animist ...	3,039	3,005	F1	Kadu ...	Total ...	18,625	19,085
		Christian ...	28	20			Buddhist ...	18,021	19,081
C21	Lushei ..	Total ...	161	156			Animist ...	2	...
		Animist ...	112	111			Christian ..	2	4
		Christian ...	49	45	F2	Ganan ..	Buddhist ..	3,016	3,458
C22	Hualngo ...	Total ..	1,555	1,745	F3	Sak ...	Buddhist ..	321	293
		Animist ...	1,554	1,745	F4	Daingnet ...	Buddhist ...	2,335	2,393
		Christian ...	1	...	G	Mishmi Group	9	4
C23	Kyaw ...	Animist ...	183	168	G1	Khaman- Mishmi.	Buddhist ...	9	4
C24	Anu ...	Animist ...	109	213	H	Mro Group	7,520	7,251
C25	Chinbok ...	Buddhist ...	1	...	H1	Mro ...	Total ...	7,520	7,251
C26	Chinbon ...	Animist ...	345	338			Buddhist ...	48	40
C27	Chinmè			Animist ...	7,472	7,211
C28	Khami ...	Total ...	13,329	12,775	I	Tai Group	508,975	509,012
		Buddhist ...	438	410	I1	Shan (unspecified kind†).	Total ...	142,237	146,747
		Animist ...	12,891	12,365			Buddhist ...	141,870	146,209
C29	Taungtha ..	Buddhist ..	3,470	4,100			Animist ...	107	250
C30	Yindu ...	Total ...	51	54			Christian ...	260	288
		Buddhist ...	1	...	I2	Shangale	Total ...	293,747	294,658
		Animist ...	50	54			Buddhist ...	293,404	294,334
C31	Sho			Animist ...	161	153
C32	Chin (unspeci- fied kind†).	Total ...	58,319	58,272			Christian ...	182	120
		Buddhist ...	27,564	27,603			Atheist	1
		Animist ...	29,420	29,248	I3	Shangyi ...	Total ...	15,100	13,904
		Christian ...	1,335	1,421			Buddhist ...	15,018	13,857
C33	Chaunggyi	Animist ...	349	317			Animist ...	78	31
C34	Kaukadan	Total ...	106	167			Christian ...	4	16
		Buddhist ...	125	167	I4	Shan-Tayok	Total ...	15,885	16,816
		Animist ...	1	...			Buddhist ...	12,531	10,135
C35	Kaungso ...	Animist ...	185	185			Animist ...	3,332	2,655
C36	Ledu ...	Animist ...	1,118	1,116			Christian ...	22	26
C37	Matu ...	Animist ...	23	28	I5	Daye ...	Buddhist ...	551	417
C38	Saingbaung	Total ...	3,956	3,563	I6	Siamese ...	Total ...	7,245	6,041
		Buddhist ...	3	2			Buddhist ...	7,233	6,029
		Animist ...	3,953	3,561			Animist ...	4	4
C39	Sittu ...	Animist ...	2,032	1,886			Christian ...	8	8
C40	Taman ...	Buddhist ...	386	429					
D	Naga Group	197	209					
D1	Naga (unspecified kind†).	Total ...	80	89					
		Buddhist	2					
		Animist ...	80	87					

* Formerly called the Lui Group.

† That is, shown in the enumeration-record only as *Chin* (or *Naga* or *Shan*) without specification of a particular kind.

‡ See the footnote † on page 199.

IMPERIAL TABLE XIII—Race. PART I.—Provincial Totals of Races by Religion (contd.).

Race-group and Race.		Religion.	Males.	Females.	Race-group and Race.		Religion.	Males.	Females.		
I 7	Khun ...	Total ...	16,350	17,044	M	Khasi Group	2	1		
		Buddhist ...	16,333	17,014			M1	Khasi ...	Christian ...	0	1
		Animist ...	17	24							
		Christian	6							
I 8	Lu ...	Total ...	12,686	13,184	N	Karen Group	612,116	608,240		
		Buddhist ...	12,674	13,163			N1	Karen (unspecified kind*).	Total ...	32,010	30,617
		Christian ...	12	21					Buddhist ...	13,158	12,865
						Animist ...	7,395	7,291
...	Christian ...	11,457	10,961						
I 10	Shan-Bama	Total ...	6	10	N2	Sgaw ...	Total ...	218,609	218,501		
		Buddhist ...	5	8			Buddhist ...	155,530	154,300		
		Animist ...	1	2			Animist ...	14,784	14,647		
I 11	Kamti ..	Total ...	2,256	2,595	N3	Paku ...	Total ...	1,021	965		
		Buddhist ...	2,253	2,594			Buddhist		
		Animist ...	3	...			Animist ...	196	179		
		Christian	1			Christian ...	821	786		
I 12	Annamese ...	Christian ...	1	1	N4	Wewaw ..	Total ...	163	172		
I 13	Tai Lem	Buddhist ...			6	...			
I 14	Tai Loi	Christian ...			157	172			
J	Malay Group	8,144	3,509	N5	Monnepwa		
J1	Malay ..	Total ...	2,215	2,407			N6	Bwè ...	Total ...	3,553	3,914
		Buddhist ...	9	11					Buddhist ...	1	1
		Animist	1	Animist ...	1,366			1,646		
		Mahomedan ...	2,202	2,484	Christian ...	2,166			2,267		
		Christian ...	4	1	N7	Brek ...			Total ...	311	307
...	Animist ...	167			160				
...	Christian ...	144			147				
J2	Salon ...	Total ...	929	1,012	N8	Karenbyu ...	Total ...	9,674	8,696		
...	Buddhist ...	1,851			1,277				
...	Animist ...	2,414			2,248				
K	Mon Group	163,830	159,679	N9	Pwo ...	Total ...	208,285	203,606		
				Buddhist ...	193,778	189,028		
				Animist ...	620	771		
				Christian ...	13,887	13,807		
K1	Talaing ..	Total ...	163,830	159,679	N10	Mopwa ...	Christian ...	1	4		
		Buddhist ...	163,451	159,238			N11	Taungthu ..	Total ...	108,746	109,491
		Animist ...	16	34					Buddhist ...	108,603	109,372
		Christian ...	363	407					Animist ...	15	6
...	Christian ...	128	113						
L	Palaung-Wa Group.	78,674	78,029	N12	Padaung ...	Total ...	7,077	6,678		
				Buddhist ...	101	212		
				Animist ...	4,808	4,462		
				Christian ...	2,078	2,003		
L1	Wa ...	Total ...	7,095	7,067	N13	Yinbaw ...	Total ...	2,837	2,914		
		Buddhist ...	6,664	5,941			Buddhist ...	384	326		
		Animist ...	984	1,125			Animist ...	502	619		
		Christian ...	47	1			Christian ...	1,951	1,969		
L2	Danaw ...	Buddhist ...	816	853	N14	Gheko ...	Total ...	1,317	1,346		
				Animist ...	160	156		
L3	En ...	Buddhist ...	17	...			N15	Karenni ..	Total ...	16,364	19,087
						Buddhist ...	1,413	986
		Animist ...	13,726			16,296		
L4	Khamuk ...	Total ...	390	12	N16	Zayein ...	Total ...	2,145	2,602		
		Buddhist ...	180	4			Buddhist ...	595	848		
		Animist ...	210	8			Animist ...	1,550	1,754		
L5	Lem ...	Buddhist ...	406	385	N17	Htalaing-Kalasi.	Christian ...	3	...		
			
			
L7	Yang (unspecified kind†).	Buddhist ...	1,411	1,513			
				
				
L8	Yanglam ...	Total ...	6,622	7,257			
		Buddhist ...	6,601	7,247			
		Animist	1			
		Christian ...	21	9			
L9	Yangsek			
				
				
L10	Palaung and Pale.	Total ...	61,315	60,942			
		Buddhist ...	61,222	60,844			
		Animist ...	91	95			
		Christian ...	2	3			

 * 1 That is, entered in the enumeration-record only as *Karen* (or *Yang*) without specification of any particular kind of *Karen* (or *Yang*).

IMPERIAL TABLE XIII—Race. PART I.—Provincial Totals of Races by Religion (concl.).

Race-group and Race.		Religion.	Male.	Females.	Race-group and Race.		Religion.	Males.	Females.
O	Man Group	338	259	X22	Kumauni	932	551
O1	Miao ...	Total ...	229	167	X23	Madras- Mahomedans	7,908	625
		Buddhist ...	58	...	X24	Mahratta	739	143
		Animist ...	171	167	X25	Malabari ..	Total ...	1,682	306
O2	Yao ...	Total ...	109	92			Hindu ...	1,109	192
		Buddhist ...	5	...			Mahomedan	539	100
		Animist ...	104	92			Christian ...	34	14
R	Chinese Group.	101,877	47,183	X26	Marwari	1,417	699
R1	Yünnanese ..	Total ...	35,752	23,480	X27	Memon	3,537	854
		Mahomedan	1,076	441	X28	Moghul	1,073	613
		Christian ...	12	2	X29	Mopla (Mappila).	4,542	257
		Others ...	34,664	23,037	X30	Myedu	2,309	2,682
R2	Other Chinese	Total ...	66,125	23,703	X9	Nursapuri	†	†
		Christian ...	827	272	X31	Oriya ...	Total	49,993	2,182
		Others ...	65,298	23,431			Hindu and		
S	Indo-Burman Races.	59,442	60,829			Animist.	48,017	1,973
S1	Arakan-Mahomedans.	Mahomedan	12,740	11,035			Others ...	1,976	509
S2	Zerbadi * ..	Total ...	45,648	48,668	X32	Parsi	229	151
		Buddhist ...	484	280	X33	Pathan	5,148	1,160
		Animist ...	8	16	X34	Persian	471	152
		Mahomedan	45,129	48,353	X35	Punjabi ...	Total ...	16,307	4,734
		Christian ...	47	19			Hindu and		
S3	Arakan-Kaman.	Total ...	1,054	1,120			Animist.	7,064	2,096
		Buddhist ...	10	7			Mahomedan	5,465	1,493
		Mahomedan	1,044	1,119			Sikh, Arya, Brahmo.	3,661	1,127
X	Indian Races	653,980	283,097			Others ...	117	18
X1	Arab	80	26	X36	Rajput	1,317	138
X2	Assamese	183	123	X37	Sindhi	196	17
X3	Bengali ...	Total ...	60,117	17,871	X38	Surati	3,690	2,150
		Hindu and			X39	Tamil ...	Total	100,315	51,749
		Animist.	12,172	3,002			Hindu and		
		Mahomedan ...	46,651	14,632			Animist.	68,192	36,761
		Others ...	1,294	237			Mahomedan	21,328	7,196
X4	Bhotya	348	16			Christian	10,146	7,591
X5	Bihari	3,264	2,301			Others ...	649	202
X6	Bondili	53	5	X40	Telugu	Total	129,566	28,621
X7	Bora	141	39			Hindu and		
X8	Chittagonian	Total ...	129,854	76,534			Animist.	125,413	27,095
		Hindu and					Christian ...	1,521	603
		Animist.	5,110	286			Mahomedan †	2,047	818
		Mahomedan	122,872	75,682			Others ...	585	105
		Others ...	1,872	566	X41	Indians of unspecified race.	Total ...	2,783	2,219
X9	Deccani †	1,866	787			Buddhist	444	93
X10	Dogra	198	64			Hindu	968	967
X11	Garhwali	1,484	278			Mahomedan	1,202	1,081
X12	Goanese	503	89			Others ...	169	78
X13	Gujarati	3,310	1,330	Y	European, etc.	14,758	10,595
X14	Gurkha	15,506	6,745		European and allied races.	6,115	2,208
X15	Hindustani	Total ...	107,557	26,020		Anglo-Indian.	8,458	8,230
		Hindu and				Armenian	185	163
		Animist.	82,482	19,657	Z	Other races	1,151	891
		Mahomedan	23,400	5,984		Goa-Portugese.	47	17
		Others ...	1,675	379		Japanese	269	261
X16	Jat	119	19		Jew	622	570
X17	Kachchhi	516	330		Mauritian	1	2
X18	Kanarese	143	44		Negro	10	4
X19	Kashmiri	147	4		Nicobarese	6	4
X20	Khoja	393	160		Philippino	53	15
X21	Komati	44	14		Singhalese	131	14
					Turk	3	4

* See Note * on page 210.

† Nursapuri are tabulated above under *Deccani* by which name they are more commonly known in Burma. As in Burma they are also called *Coringhi Mahomedans* a small number may have been included wrongly amongst the Mahomedan Telugus.

DISTRICT OR STATE.		TOTAL POPULATION.		A.—BURMA.									
				Total.		Buddhist.		Animist.		Mahomedan.		Christian.	
		Males.	Females.	Males.	Females.	Males.	Females.	Males.	Females.	Males.	Females.	Males.	Females.
1	2	3	4	5	6	7	8	9	10	11	12	13	
Serial No.	PROVINCIAL TOTAL ...	6,735,516	6,433,583	4,250,583	4,432,452	4,218,887	4,396,104	22,327	22,510	2,683	5,913	6,686	7,925
	DIVISIONAL BURMA ...	5,991,623	5,706,785	4,153,984	4,338,078	4,129,656	4,308,772	15,078	14,692	2,668	5,817	6,582	7,791
	Arakan Division ...	472,227	437,019	288,558	296,849	288,332	296,062	68	59	95	159	63	61
1	Akyab ...	309,564	266,866	154,486	151,485	154,386	151,386	65	54	1	5	34	4
2	Hill Dist. of Arakan ...	10,790	10,184	1,079	985	1,076	985	3	...
3	Kyaukpyu ...	96,569	103,304	84,825	93,521	84,816	93,504	3	3	...	1	6	1
4	Sandoway ...	55,204	56,725	48,168	50,358	48,054	50,187	...	2	94	153	80	1
	Pegu Division ...	1,268,914	1,050,379	820,799	881,601	817,926	827,554	146	176	655	1,341	2,072	2,430
5	Rangoon Town ...	236,680	105,273	52,398	50,827	51,781	49,442	...	8	65	345	552	1,032
6	Insein ...	156,794	36,289	107,602	104,325	106,736	103,623	22	41	440	176	404	485
7	Hanthawaddy ...	201,043	163,581	128,451	125,315	128,800	121,806	17	25	...	321	145	163
8	Tharrawaddy ...	246,261	216,168	217,025	226,064	216,480	225,550	23	14	...	153	516	347
9	Pegu ...	235,314	210,106	149,406	147,230	149,096	146,679	25	60	150	346	235	145
10	Prome ...	182,803	188,772	165,977	177,740	165,538	177,454	59	28	320	258
	Irrawaddy Division ...	1,048,377	981,667	760,568	765,863	758,455	763,274	67	94	1,048	1,514	998	981
11	Bassein ...	252,947	236,586	170,909	171,202	170,709	170,993	34	36	166	173
12	Henzada ...	273,439	277,181	236,413	247,716	235,774	247,133	18	27	403	356	218	200
13	Myaungmya ...	196,757	173,794	122,867	117,687	122,217	116,695	15	11	352	740	283	341
14	Ma-ubin ...	168,513	161,593	109,596	116,174	109,348	115,751	...	20	56	217	192	186
15	Pyawon ...	156,721	132,273	120,783	113,084	120,407	118,702	237	201	139	181
	Tenasserim Division ...	847,445	766,078	527,395	524,864	526,437	528,391	77	119	204	574	591	780
16	Toungoo ...	197,505	184,378	124,857	126,405	124,439	125,842	222	327	196	236
17	Salween ...	26,811	23,568	1,072	803	1,072	799	4
18	Thaton ...	245,909	225,191	56,175	55,156	56,103	55,074	19	35	53	47
19	Amherst ...	223,318	191,562	36,637	34,195	36,356	33,570	23	57	54	224	204	335
20	Tavoy ...	80,994	75,792	67,252	67,826	67,191	67,764	6	8	5	8	50	52
21	Mergui ...	72,878	62,587	47,406	40,479	47,276	40,333	29	19	13	17	88	110
	Magwe Division ...	705,247	733,527	645,569	686,776	645,285	686,216	37	27	101	338	146	200
22	Thayetmyo ...	125,283	130,123	111,830	118,178	111,722	118,041	31	26	52	89	25	22
23	Pakokku ...	223,943	241,228	212,744	231,574	212,653	231,462	5	...	37	60	49	52
24	Minbu ...	134,495	139,807	120,876	128,112	120,847	128,021	12	68	17	23
25	Magwe ...	211,686	211,566	200,931	208,869	209,977	208,649	1	1	...	116	53	103
26	Pakokku Hill Tracts ...	9,840	10,203	88	43	86	43	2	...
	Mandalay Division ...	435,894	413,467	229,686	234,772	218,705	218,281	14,665	14,210	219	812	1,097	1,469
27	Mandalay ...	182,099	173,622	143,563	152,861	147,706	151,204	9	7	139	588	709	1,062
	Mandalay City ...	77,763	71,154	57,096	59,590	56,442	58,211	6	4	66	498	582	877
28	Bhamo ...	56,888	56,072	13,273	11,957	11,302	10,610	1,788	1,110	41	68	122	169
29	Myitkyina ...	63,119	54,963	17,791	16,170	4,743	2,889	12,845	13,078	...	7	203	356
30	Katha ...	128,444	125,281	54,991	53,761	54,910	53,566	...	10	39	149	48	48
31	Putao ...	4,144	3,529	68	23	44	18	23	5	1	...
	Sagaing Division ...	641,290	709,106	527,551	599,288	526,355	597,854	4	...	50	60	1,142	1,374
32	Shwebo ...	184,708	206,576	177,973	201,961	177,226	201,082	747	879
33	Sagaing ...	155,954	171,854	151,414	169,588	151,092	169,110	322	418
34	Lower Chindwin ...	156,693	186,187	154,558	185,548	154,457	185,445	41	42	60	61
35	Upper Chindwin ...	90,713	88,532	43,550	42,220	43,525	42,191	4	...	9	18	12	11
36	Chin Hills ...	54,122	55,957	56	31	55	26	1	5
	Melktila Division ...	582,229	615,542	558,354	598,665	558,161	597,140	14	7	206	1,024	478	464
37	Kyaukse ...	70,449	72,228	66,352	68,062	66,119	68,723	1	2	12	...	220	237
38	Meiktila ...	137,573	152,304	132,145	149,527	131,981	149,802	...	5	110	267	54	53
39	Yamethin ...	160,913	162,276	144,726	152,281	141,529	151,407	13	...	84	757	166	117
40	Myingyan ...	213,294	228,714	210,631	227,895	210,532	227,208	99	87
	EASTERN STATES ...	743,893	726,798	96,599	94,374	89,231	86,332	7,249	7,818	15	96	104	128
41	Northern Shan States ...	285,700	273,523	24,122	22,287	17,424	14,064	6,631	7,209	11	24	76	92
42	Southern Shan States ...	427,064	420,554	71,885	71,043	70,547	70,333	610	614	...	66	28	28
43	Karenni ...	31,129	32,721	1,972	1,044	1,260	1,035	8	2	4	6

Race-groups by Religion and District.

(Continued on next page.)

B.—LOLO—MUS'G.						C.—KUKI-CHIN.										D.—NAGA		Serial No. of District or State (col. 1).
Total.		Animist.		Others.		Total.		Buddhist.		Animist.		Hindu.		Others.		All religions		
Males.	Females.	Males.	Females.	Males.	Females.	Males.	Females.	Males.	Females.	Males.	Females.	Males.	Females.	Males.	Females.	Males.	Females.	
14	15	16	17	18	19	20	21	22	23	24	25	26	27	28	29	30	31	
39,494	36,351	36,879	33,850	2,615	2,501	144,318	144,529	33,758	33,165	104,863	106,042	3,844	3,245	2,053	2,077	197	209	
1,458	1,397	1,423	1,333	33	64	144,188	144,498	33,712	33,157	104,821	106,026	3,803	3,242	2,052	2,073	197	209	
...	38,250	81,748	2,156	2,049	80,598	29,172	30	27	471	500	
...	12,839	12,090	841	758	11,964	11,296	26	26	8	10	
...	8,066	7,899	9	3	8,056	7,895	1	1	
...	8,402	7,825	34	29	8,314	7,740	1	...	53	56	
...	3,943	3,934	1,272	1,259	2,259	2,241	2	...	410	434	
1	1	...	7,878	6,691	5,947	5,212	1,048	1,038	618	142	260	299	
...	189	158	24	17	...	1	155	183	10	11	
...	349	83	65	55	256	...	28	28	
...	50	2	29	2	3	...	18	
...	755	57	607	420	137	111	9	6	
I	I	...	1,028	673	755	570	5	2	180	13	88	88	
...	5,502	5,214	4,467	4,148	903	921	7	6	125	160	
...	2,079	1,856	1,560	1,527	3	2	274	78	242	249	
...	216	152	171	129	12	...	33	23	
...	1,735	1,687	1,366	1,393	...	2	160	70	209	222	
...	22	5	17	1	3	...	2	...	4	
...	81	6	81	6	
...	25	6	6	4	19	2	
...	606	616	170	153	102	94	298	331	41	88	
...	463	591	163	149	98	93	166	312	36	37	
...	4	4	
...	12	9	...	3	
...	115	22	4	3	4	1	105	18	2	
...	9	2	9	1	...	1	
...	3	1	3	1	
...	40,422	42,295	21,464	22,925	18,785	19,217	89	8	134	150	
...	10,395	10,452	4,877	4,945	5,401	5,391	12	1	105	115	
...	9,314	9,750	7,730	8,194	1,556	1,554	27	2	1	
...	10,340	10,935	8,111	8,777	2,229	2,158	
...	774	1,045	746	1,009	...	1	28	35	
...	9,599	10,113	9,599	10,113	
1,454	1,397	1,428	1,338	31	64	3,186	2,435	1,221	78	238	28	1,877	2,320	...	9	
...	2,906	2,353	1,123	43	235	25	1,548	2,079	...	6	
...	1,413	2,046	79	35	15	10	1,328	1,996	...	5	
...	18	...	18	35	9	8	27	6	...	3	
563	645	563	645	...	3	80	52	37	31	2	...	41	21	
849	658	849	658	114	21	53	4	...	3	61	14	
42	76	11	15	31	61	1	
1	1	...	56,016	58,180	748	789	54,001	56,447	554	805	715	619	197	209	
...	14	...	9	5	
I	I	...	441	468	328	352	113	116	
...	13	8	1	1	5	...	7	3	...	4	
...	2,703	2,362	408	436	1,570	1,466	423	185	302	275	197	209	
...	52,845	55,322	52,126	54,981	6	1	413	340	
...	806	697	448	424	51	28	118	86	189	209	
...	26	5	4	5	22	10	
...	22	23	1	21	10	...	13	
...	747	669	440	419	43	28	75	26	189	196	
...	11	...	3	...	8	
38,038	34,854	35,466	32,517	2,522	2,437	139	31	48	8	42	16	41	3	1	4	
4,095	4,061	4,090	4,061	5	...	64	2	15	...	10	...	38	1	1	1	
13,943	30,493	32,324	28,456	2,577	2,437	61	28	29	7	32	16	...	2	...	3	
...	5	1	2	1	3	

* All Nagas are Animists with the exception of three Buddhist females.

Serial No.	DISTRICT OR STATE.	E.—Kachin.		F.—Sak (Lul).		G.—Mishmi.		H.—Mro.		I.—Tal.					
		All religions.		All religions.		Buddhist.		All religions.		Total.		Buddhist.		Others.	
		Males.	Females.	Males.	Females.	Males.	Females.	Males.	Females.	Males.	Females.	Males.	Females.	Males.	Females.
		82	83	84	85	86	87	88	89	40	41	42	43	44	45
	PROVINCIAL TOTAL ...	70,811	78,234	24,497	25,229	9	4	7,520	7,251	508,975	508,012	504,583	505,167	4,382	3,845
	DIVISIONAL BURMA ...	42,891	46,047	24,214	25,186	9	4	7,520	7,251	160,025	157,821	156,707	155,011	3,318	2,810
	Arakan Division ..			2,856	2,686			7,520	7,251	45	18	45	16	...	2
1	Akyab ...			9,856	9,686			6,475	6,204	26	11	26	11	...	2
2	Hill Dist. of Arakan ...							1,045	1,047					...	2
3	Kyaukpyu ...									5	...	5
4	Sandoway ...									14	5	14	5
	Pegu Division ...	21	4							11,424	11,189	11,899	11,189	25	50
5	Rangoon Town ...	15								202	250	194	236	8	14
6	Insein ...	3								2,791	2,780	2,784	2,756	7	24
7	Hanthawaddy ...									2,990	3,073	2,988	3,070	2	3
8	Tharrawaddy ...	1	1							1,710	1,712	1,707	1,712	3	...
9	Pegu ...									3,289	2,882	3,285	2,877	4	5
10	Prome ...	2	3							442	492	441	488	1	4
	Irrawaddy Division ..									1,142	785	1,184	729	8	6
11	Bassein ...									390	300	389	298	1	2
12	Henzada ...									374	113	373	110	1	3
13	Myaungmya ...									89	98	84	97	5	1
14	Ma-ubin ...									40	48	39	48	1	...
15	Pyapön ...									249	176	249	176
	Tenasserim Division ..	1	2							26,707	22,952	26,682	22,922	75	80
16	Toungoo ...		2							7,997	6,967	7,976	6,958	21	9
17	Salween ...									2,409	1,583	2,448	1,581	21	2
18	Thatön ...									4,103	3,435	4,100	3,431	3	4
19	Amherst ...		1							6,835	6,182	6,821	6,176	14	6
20	Tavoy ...									50	20	50	20
21	Mergui ...									5,253	4,765	5,237	4,756	16	9
	Magwe Division ...									50	29	45	24	5	5
22	Thayetmyo ...									7	5	2	1	5	4
23	Pakökku ...									17	5	17	4	...	1
24	Minbu ...									18	14	18	14
25	Magwe ...									8	5	8	5
26	Pakökku Hill Tracts
	Mandalay Division ..	42,762	45,998	20,770	21,794	9	4			79,821	80,450	76,682	77,746	2,189	2,704
27	Mandalay ...	709	63	9						1,873	1,802	1,857	1,780	16	22
	<i>Mandalay City</i> ...	67	6	9						111	64	99	51	12	12
28	Bhamo ...	20,693	24,467	247	236					17,609	17,788	16,356	16,517	1,343	1,271
29	Myitkyina ...	17,432	17,673	471	502					17,838	16,258	16,118	14,923	1,720	1,335
30	Katha ...	3,108	3,099	20,043	21,056					40,231	42,116	40,193	42,041	108	175
31	Putao ...	820	691			9	4			2,180	2,486	2,178	2,485	2	1
	Sagaing Division ...	106	47	588	708					40,438	42,117	40,426	42,111	7	9
32	Shwebo ...	45	2	5	6					9	8	8	8	1	...
33	Sagaing ...	1		6						18	21	18	21
34	Lower Chindwin ...									23	14	18	8	5	6
35	Upper Chindwin ...	60	45	577	700					40,383	42,074	40,389	42,074	1	...
36	Chin Hills
	Meiktila Division ...	1	1							408	881	394	824	9	7
37	Kyaukse ...									71	55	71	53	...	9
38	Meiktila ...									64	27	63	22	1	5
39	Yamethin ...	1	1							268	246	260	246	3	...
40	Myingyan ...										3		3
	EASTERN STATES ...	27,720	30,187	283	43					348,950	351,191	347,878	350,158	1,674	1,828
41	Northern Shan States ...	27,649	30,093	283	43					133,483	135,685	133,071	135,236	422	440
42	Southern Shan States ...	70	94							208,334	209,184	207,739	208,687	595	581
43	Karenni ...	1								7,133	6,322	7,066	6,293	67	7

Age-groups by Religion and District (continued).

[Continued on next page.]

J.—Malay.		K.—Mon.		L.—Palaung-wa.		N.—Khaui.		N.—Karen.								O.—Man.		Serial No. of Dist. or State (col. 1).
All religions.		All religions.*		All religions.		Christian.		Total.		Buddhist.		Animist.		Christian.		Animist and Buddhist.		
Males.	Females.	Males.	Females.	Males.	Females.	Males.	Females.	Males.	Females.	Males.	Females.	Males.	Females.	Males.	Females.	Males.	Females.	
46	47	48	49	50	51	52	53	54	55	56	57	58	59	60	61	62	63	
3,144	3,509	163,830	159,679	78,674	76,029	2	1	612,116	608,240	475,514	468,364	47,723	50,530	88,879	89,346	338	259	...
3,144	3,509	163,724	159,651	2,483	2,179	2	1	502,364	494,511	397,057	388,985	24,144	23,858	81,193	81,668	4
...	69	8	20	2	1	...	48	6
...	1	2	1	2
...	1	1
...	67	6	20	2	47	4
20	7	27,540	27,672	2	66,417	67,814	49,587	50,491	1,462	1,871	15,428	15,962	4
14	3	151	135	1,008	915	165	144	843	771
3	3	373	319	18,159	18,940	11,632	12,225	195	217	6,272	6,498
3	...	3,592	3,613	13,875	14,006	13,078	13,296	35	30	742	680	4
...	...	8	13,419	13,898	10,135	10,233	1	12	3,283	3,653
...	1	23,413	23,605	2	18,112	18,084	12,734	2,748	1,151	1,038	4,227	4,298
...	...	3	1,844	1,971	1,713	1,845	70	74	61	52
...	1	4,755	4,206	187,082	187,171	147,881	146,659	289	279	88,962	40,288
...	...	2,406	2,138	54,731	56,932	39,210	40,968	20	24	15,501	15,940
...	...	34	23,996	24,933	18,599	19,423	4	4	5,993	5,506
...	1	22	31	51,911	52,175	42,075	42,068	4	4	9,862	10,103
...	...	233	5	45,855	42,538	40,091	36,545	210	236	5,554	5,757
...	...	2,060	2,032	10,599	10,593	7,556	7,955	1	11	2,952	2,927
8,121	8,500	181,398	127,758	182	10	244,868	286,996	198,644	191,263	21,519	21,228	24,705	24,520
...	...	417	334	40	42,116	40,439	16,028	14,710	9,255	8,761	16,833	16,968	16
...	...	44	...	65	22,283	21,028	10,722	9,510	11,131	11,204	430	314
6	44	35,059	33,957	123,426	120,193	121,781	118,445	8	13	1,637	1,735
21	17	94,805	92,454	27	10	42,712	40,930	40,818	39,156	34	49	1,860	1,725
5	...	976	942	5,131	5,251	3,727	3,655	346	508	1,058	1,088
3,089	3,439	97	66	9,200	9,155	5,568	5,777	745	688	2,887	2,690
1	...	7	4	254	58	58	28	1	1	195	29
...	...	1	58	18	20	11	1	1	37	6
1	1	91	3	10	81	3
...	...	4	2	46	16	16	12	30	4
...	...	2	1	56	13	12	44	13
...	3	3	3	3
1	1	14	7	2,849	2,169	2	1	760	186	184	28	626	163
1	...	8	1	4	79	78	7	11	72	67
1	...	6	1	2	50	55	6	11	44	44
...	188	121	206	41	11	195	41
...	1	48	19	20	2	28	17
...	1	6	5	2,157	2,048	427	49	96	10	331	38
...
...	...	4	4	284	92	60	19	6	1	218	72
...	...	2	141	42	29	16	112	26
...	...	2	4	37	14	27	10	14
...	44	23	...	2	1	...	43	21
...	52	7	4	1	5	1	43	5
...	10	6	10	6
1	...	6	5	2,710	2,191	778	515	926	983	1,011	698
...	17	22	1	16	22
...	2	282	208	61	191	221	17
1	...	6	3	2,397	1,950	711	322	924	983	762	645
...	14	11	...	2	2	...	12	9
...	...	106	28	76,191	75,850	109,722	113,729	78,457	79,379	23,579	26,672	7,886	7,878	334	259	...
...	...	6	9	57,222	57,411	750	399	685	380	65	19
...	...	32	6	18,889	18,434	87,018	88,139	75,865	77,259	8,227	8,100	2,920	2,780	334	259	...
...	...	66	13	80	5	21,960	25,191	1,907	2,740	15,352	18,572	4,701	4,879

* Most of the Christians and Animists shown in Part I are in Amherst District, the remainders being scattered in numerous districts.

IMPERIAL TABLE XIII—Race. PART II.—

Serial No.	DISTRICT OR STATE.	R.—CHINESE.*						S.—INDO-BURMAN.						Total.		Hindu	
		Mahomedan.		Yunnanese other than Mahomedans.		Other Chinese.		Arakan Mahomedan and Arakan-Kaman,†		Zerbadi.				Indians.		Born in Burma.	
		Male.	Female.	Male.	Female.	Male.	Female.	Male.	Female.	Mahomedan.		Others.		Male.	Female.	Male.	Female.
		64	65	66	67	68	69	70	71	72	73	74	75	76	77	78	79
	PROVINCIAL TOTAL.	1,076	441	34,678	23,039	66,125	23,703	13,794	12,161	45,129	48,353	519	315	653,980	233,097	51,328	42,397
	DIVISIONAL BURMA ...	860	206	5,445	1,274	64,672	23,479	13,792	12,161	44,601	47,971	473	289	640,081	229,762	50,245	41,412
	Arakan Division ...			1		632	178	18,768	12,161	2,248	2,456	12	12	122,990	84,000	1,010	86
1	Akyab ...			1		479	152	13,244	11,562	33	14	1	1	118,864	82,524	857	230
2	Hill Dt. of Arakan ...													591	190	120	100
3	Kyaukpyu ...					88	17	515	599	213	179	5	6	2,511	1,155	25	3
4	Sandoway ...					65	9	9		1,997	2,263	6	5	1,024	131	8	17
	Pegu Division ...	224	46	211	85	28,859	11,756	14		8,238	8,509	167	108	277,838	78,138	25,206	21,02
5	Rangoon Town ...	135	28			15,793	7,863	14		4,212	4,338	63	64	154,537	34,797	6,608	5,801
6	Insein ...	6		86	41	2,522	868			524	510	15		23,228	8,101	3,024	2,369
7	Hanthawaddy ...			79	33	3,193	908			1,558	1,248	45	23	40,741	15,109	6,712	5,045
8	Tharrawaddy ...	13				1,875	508			786	737	13	2	10,576	2,654	822	188
9	Pegu ...	56	12	40	11	4,315	1,490			600	623	25	18	34,828	15,551	7,553	6,24
10	Prome ...	14	6			1,111	319			558	1,053	6	1	7,328	1,901	487	397
	Irrawaddy Division	77	11	1,172	197	12,642	3,281			3,504	3,561	78	30	74,885	14,518	4,835	3,025
11	Bassein ...	34	10	1,170	184	1,922	618			2,008	2,016	17		18,874	2,823	800	589
12	Henzada ...	10		2	5	1,582	404			388	446	21	5	8,810	2,114	566	343
13	Myaungmya ...	16				3,641	834			640	585	35	6	17,442	2,348	501	386
14	Ma-ubin ...	13	1			2,002	371			386	391	5	16	10,203	3,028	471	360
15	Pyapön ...	4			8	3,475	1,034			82	123		3	19,496	5,205	1,997	1,347
	Tenasserim Division	194	49	116	6	15,898	6,491	2		12,371	13,659	138	70	82,958	27,726	12,199	10,811
16	Toungoo ...	65	29			2,042	624			882	1,406	73	5	18,251	7,181	3,109	2,043
17	Salween ...	40	4			72	1			20	25			731	122	29	21
18	Thatön ...	41	5	10		2,951	1,418			2,114	2,697	5	5	21,964	8,258	4,264	3,788
19	Amherst ...	25	8	11	1	5,055	3,333			5,818	5,803	57	58	30,438	10,742	4,460	3,613
20	Tavoy ...	9		63	2	2,421	220			725	873	1		4,190	568	164	120
21	Mergui ...	14	3	32	3	3,352	895			2,812	2,855	2	2	7,379	835	170	130
	Magwe Division	26	1	284	36	1,141	270			1,183	1,262	28	28	15,700	2,565	1,039	754
22	Thayetmyo ...	3		2		277	79			437	551	4	12	2,219	803	392	331
23	Pakökkü ...	3		194	27	33	9			123	133	8		1,373	309	91	46
24	Minbu ...		1	81	9	336	80			250	230	2	13	2,497	384	161	109
25	Magwe ...	20		7		495	102			373	348	14	3	9,403	1,025	368	246
26	Pakökkü H. Trcts.													148	44	24	21
	Mandalay Division	272	188	3,469	927	3,437	952	1		7,028	7,908	16	12	38,182	12,810	4,171	3,389
27	Mandalay ...	48	30	150		1,648	390			6,436	7,297	12	6	23,117	6,959	2,081	1,485
	<i>Mandalay City</i> ...	39	24	150		1,258	303			4,626	5,303	9	6	12,022	2,928	908	476
28	Bhamo ...		17	1,050	554	157	51			175	145		3	3,076	628	182	132
29	Myitkyina ...	4	1	1,649	183	346	110	1		148	186	2		6,974	3,114	1,320	1,260
30	Katha ...	220	140	451	179	1,281	400			266	280	2	3	4,174	1,375	492	393
31	Putao ...			169	11	5	1			1				841	234	96	113
	Sagaing Division	29		88	20	688	178	3		1,846	2,098	21	18	18,206	6,041	1,240	1,082
32	Shwebo ...	19		68	17	271	66			681	742	2	6	5,399	3,677	333	273
33	Sagaing ...	10		11	3	97	16	3		1,006	1,130	8	1	1,950	631	242	203
34	Lower Chindwin ...			5		183	61			61	91	5	5	1,760	420	131	107
35	Upper Chindwin ...			4		103	16			96	129	6	1	2,939	753	210	164
36	Chin Hills ...					34	19			2				1,158	560	304	335
	Meiktila Division	38	1	104	3	1,880	393	4		8,190	8,518	18	16	14,327	4,469	1,088	978
37	Kyaukse ...	6		3		163	64	4		2,596	2,759	5		1,176	348	117	110
38	Meiktila ...	6		76		264	41			856	1,040	3	2	3,696	1,347	255	276
39	Yanethin ...	13	1	25	3	667	191			4,583	4,464	5	13	7,312	2,332	464	454
40	Myingyan ...	13				286	97			155	249		1	2,143	422	212	133
	EASTERN STATES	216	145	29,231	21,765	1,453	224	2		528	382	46	26	13,899	3,335	1,083	985
41	N. Shan States ...	42	34	28,394	21,637	492	83			191	149	13	2	8,573	1,478	402	399
42	S. Shan States ...	174	111	791	127	865	124			316	265	33	24	4,327	1,761	669	669
43	Katenni ...			43	1	156	17			21	28			379	96	12	12

* The total Chinese in any district is most conveniently taken from columns 12 and 13 of Part IV below.

† For the distribution of these races separately compare columns 72 and 73 of this page with columns 14 and 15 of Part IV of the table; see also footnotes on pages 28 and 30.

Race-groups by Religion and District (concluded).

X.—INDIAN RACES.																		Y.		Z.	
Animist.		Buddhist.				Mahomedan.				Sikh, Arya and Brahm.				Christian.		Others.		EUROPEAN, ETC.		OTHER RACES.	
Born outside Burma.				Born in Burma.		Born outside Burma.		Born in Burma.		Born outside Burma.						All religions.		All religions.			
Males.	Females.	Males.	Females.	Males.	Females.	Males.	Females.	Males.	Females.	Males.	Females.	Males.	Females.	Males.	Females.	Males.	Females.	Males.	Females.		
80	81	82	83	84	85	86	87	88	89	90	91	92	93	94	95	96	97	98	99		
328,201	82,030	5,822	1,333	103,461	99,429	146,139	17,242	506	455	3,743	857	13,674	8,928	1,106	426	14,758	10,595	1,151	891		
318,819	60,661	5,842	1,283	103,069	98,888	143,865	17,002	497	445	3,547	823	13,492	8,812	1,105	426	14,320	10,327	1,144	884		
14,038	714	1,680	540	78,109	76,150	27,894	5,710	14	12	24	4	130	10	91	10	274	142	9	10		
12,802	594	1,489	520	77,216	75,202	26,242	5,442	14	12	24	4	129	10	91	10	250	125	9	10		
293	70	135	17	6	2	37	1	8	1		
599	22	33	3	758	893	1,095	214	1	5	2		
344	28	23	3	129	53	520	33	11	14		
172,874	36,818	1,414	235	8,157	7,634	60,564	6,674	184	109	1,176	320	7,887	5,512	628	307	8,372	6,139	890	725		
95,565	16,778	509	86	3,003	3,493	41,109	4,223	78	59	829	183	5,405	3,895	471	279	7,096	5,194	862	707		
1,264	3,420	220	22	984	1,270	3,433	640	19	12	71	29	416	333	27	0	530	517	3	2		
29,857	6,663	259	57	980	1,074	7,010	617	12	13	122	60	1,675	980	84	14	454	224	3	7		
6,685	1,113	30	5	433	480	2,504	315	...	5	34	7	60	41	8	...	76	55	4	4		
20,375	7,368	340	62	1,199	1,068	4,991	700	17	14	63	20	205	193	25	2	146	112	7	4		
4,558	976	46	3	598	249	1,517	179	8	6	37	21	66	64	11	0	70	37	6	5		
42,803	5,350	1,156	155	3,523	3,411	20,434	1,207	6	11	28	14	2,536	1,337	64	8	412	231	31	26		
12,559	1,224	300	34	685	669	4,355	217	175	90	234	137	16	14		
5,458	605	138	11	645	811	1,875	274	6	10	23	12	100	44	5	4	72	54	2	4		
8,361	630	219	33	871	829	7,111	303	363	161	16	...	38	16	4	8		
5,504	540	219	39	888	835	3,007	207	...	1	4	2	143	40	27	4	39	15		
10,921	2,345	286	38	434	267	4,086	206	1	...	1,755	1,002	16	...	29	9	9	...		
44,721	9,257	748	247	7,249	6,097	16,986	1,201	7	2	60	22	995	569	43	16	1,418	1,328	128	51		
10,280	3,398	288	62	1,019	571	3,310	331	1	...	8	6	233	168	3	2	294	391	8	7		
274	27	38	21	31	37	358	13	1	11	2		
10,672	2,613	95	36	1,874	1,460	4,880	287	3	2	175	71	1	1	42	22		
14,967	2,399	195	115	4,102	3,871	6,242	497	3	1	31	11	401	293	37	12	759	783	32	21		
2,781	245	93	10	153	115	945	39	3	1	10	3	69	34	2	1	152	77	8	11		
5,747	645	67	...	70	43	1,201	34	8	...	110	3	160	53	79	11		
9,740	826	158	18	668	385	3,494	314	37	27	208	58	272	177	89	6	569	192	13	11		
1,044	247	55	11	190	142	495	35	2	3	40	34	1	...	42	20	8	...		
585	92	42	1	81	84	456	44	4	6	65	10	37	24	9	2	42	17		
1,591	134	15	...	83	40	497	42	28	13	76	28	26	18	20	...	45	11		
6,401	335	46	6	314	117	2,041	192	5	8	60	17	169	100	59	4	438	144	5	1		
119	18	2	5	1	1		
20,658	5,329	358	57	1,661	1,235	8,572	1,059	146	158	1,342	229	1,221	926	58	28	2,666	1,915	61	41		
11,098	2,724	159	11	1,213	846	5,828	779	100	96	547	109	1,150	888	41	21	2,395	1,741	41	4		
5,214	1,103	45	3	620	321	4,286	310	50	42	381	78	497	368	32	11	873	753	24	11		
892	162	20	27	76	66	1,249	120	42	37	580	72	19	5	16	7	70	32	19	...		
4,632	1,562	53	12	112	93	634	97	1	24	195	43	26	17	1	...	71	49	1	...		
2,453	676	113	5	259	229	830	60	2	...	19	12	124	91		
683	105	8	2	1	1	25	3	3	1	18	5	7	4	6	2		
6,104	1,377	58	4	2,569	3,008	2,549	268	84	67	846	92	211	121	50	22	227	131	2	...		
1,589	341	16	...	2,337	2,827	885	119	30	26	133	47	72	40	4	4	77	47	2	...		
1,028	255	23	1	72	57	475	55	8	14	36	7	64	38	2	1	49	32		
868	183	8	1	100	46	592	48	1	...	15	...	45	35	41	17		
1,839	402	6	2	49	64	579	43	42	24	149	35	21	2	44	17	43	16		
780	198	11	14	18	3	3	3	13	3	9	6	17	19		
7,881	1,590	82	37	1,183	968	3,422	569	69	59	368	84	240	160	84	29	882	240	10	...		
682	97	20	5	102	38	176	47	13	16	40	9	26	26	30	13		
1,735	353	35	13	506	434	891	154	12	22	157	31	101	64	4	...	154	101	5	...		
4,274	943	26	16	429	482	1,786	308	41	21	171	41	63	40	58	27	160	122	2	...		
1,190	197	1	3	96	14	569	60	3	3	50	30	22	2	38	13	3	...		
8,582	1,369	180	40	392	541	2,274	240	9	10	196	34	182	116	1	...	438	268	7	...		
6,256	718	51	10	172	123	1,397	140	9	10	196	34	89	44	1	...	299	149	2	...		
3,087	627	126	30	197	370	778	91	90	72	128	116	5	...		
239	24	3	...	23	48	99	9	3	11	3		

IMPERIAL TABLE XIII—Race. PART IIIA.

Serial No.	DISTRICT OR STATE.	A1.—Burmese.*						C1.—Medit.	
		Total.		Buddhist.		Christian.		Total.	
		Males.	Females.	Males.	Females.	Males.	Females.	Males.	Females.
1	2	3	4	5	6	7	8	9	
	PROVINCIAL TOTAL ...	3,831,165	4,006,820	3,821,833	3,992,953	6,282	7,512	5,555	3,852
	DIVISIONAL BURMA ...	3,816,552	3,996,074	3,807,340	3,982,423	6,192	7,405	5,499	3,843
	Arakan Division ...	40,804	40,955	40,688	40,788	28	55	128	81
1	Akyab ...	2,253	1,919	2,245	1,877	4	36	128	26
2	Hill District of Arakan ...	6	12	6	12	1	1
3	Kyaukpyn ...	5,176	4,981	5,176	4,917	...	3	3	4
4	Sandoway ...	33,369	34,103	33,256	33,932	19	16	2	...
	Pegu Division ...	819,478	830,471	816,618	826,581	2,059	2,428	697	169
5	Rangoon Town ...	50,167	50,758	51,553	49,773	549	1,032	179	146
6	Insein ...	107,517	104,282	106,655	103,586	400	479	258	9
7	Hanthawaddy ...	128,395	125,308	128,235	124,793	143	163	47	2
8	Tharrawaddy ...	217,006	226,060	216,407	225,546	516	347	7	...
9	Pegu ...	148,406	146,330	148,190	145,780	131	144	184	12
10	Prome ...	165,897	177,739	165,518	177,453	320	258	22	6
	Irrawaddy Division ...	754,168	761,384	752,041	758,745	997	981	811	86
11	Bassein ...	164,809	166,718	164,609	166,503	166	173	13	...
12	Henzada ...	236,409	217,715	235,770	247,138	218	200	174	71
13	Myaungmya ...	108,582	117,653	121,933	116,661	122	91	18	4
14	Ma-ubin ...	109,583	116,172	109,335	115,749	192	186	81	6
15	Pyapôn ...	120,770	113,082	120,394	112,700	139	121	25	5
	Tenasserim Division ...	262,517	259,828	261,582	258,388	570	754	307	340
16	Toungoo ...	124,596	126,400	124,178	125,837	196	236	170	317
17	Salween ...	990	803	990	799	4	...
18	Thatôn ...	55,960	55,105	55,858	55,024	53	46	12	...
19	Amherst ...	35,228	33,618	35,447	33,002	204	335	109	21
20	Tavoy ...	3,847	3,428	3,813	3,398	29	27	9	1
21	Mergui ...	41,396	49,474	41,266	49,328	88	110	3	1
	Magwe Division ...	645,528	686,768	645,246	686,211	144	197	48	7
22	Thayetmyo ...	111,824	118,177	111,716	118,040	25	22	12	2
23	Pakôkku ...	212,728	231,571	212,637	231,159	49	52	29	5
24	Minbu ...	120,872	128,111	120,843	128,020	17	23
25	Magwe ...	200,016	208,866	199,964	208,649	51	100	2	...
26	Pakôkku Hill Tracts ...	88	43	86	43	2
	Mandalay Division ...	218,947	219,780	212,984	217,831	784	1,127	2,880	2,408
27	Mandalay ...	143,449	152,749	142,594	151,094	709	1,060	2,683	2,351
	<i>Mandalay City</i> ...	56,986	59,480	56,234	58,102	52	876	1,405	2,044
28	Bhamo ...	11,275	10,992	11,212	10,605	22	19	35	9
29	Myitkyina ...	4,542	2,999	4,529	2,686	10	6	45	24
30	Katha ...	54,637	53,628	54,576	53,434	42	42	97	19
31	Putao ...	24	12	23	12	1
	Sagaing Division ...	527,542	599,285	526,346	597,851	1,142	1,274	1,027	758
32	Shwebo ...	177,973	201,961	177,225	201,082	747	879	14	...
33	Sagaing ...	151,403	169,525	151,083	169,107	322	418	441	466
34	Lower Chindwin ...	154,558	185,548	154,457	185,145	60	61	8	4
35	Upper Chindwin ...	43,550	42,220	43,525	42,191	12	11	517	251
36	Chin Hills ...	56	31	55	26	1	5	47	32
	Meiktila Division ...	552,588	597,858	551,890	596,128	478	494	126	56
37	Kyauks ...	66,322	69,954	66,119	68,715	220	237	26	5
38	Meiktila ...	130,895	148,543	130,731	148,218	54	53	21	23
39	Yamethin ...	144,705	152,268	144,508	151,394	100	117	76	26
40	Myingyan ...	210,631	227,888	210,532	227,802	99	87	3	...
	EASTERN STATES ...	14,813	10,746	14,493	10,530	90	407	56	9
41	Northern Shan States ...	9,610	7,600	9,537	7,559	60	77	42	9
42	Southern Shan States ...	4,688	2,980	4,646	2,819	28	29	12	7
43	Karenni ...	315	166	310	159	...	1	4	...

* Arakanese, Tavoyans, etc., are shown in Part IIIb and are not included in the figures on this page.

—Selected Indigenous Races by Districts.

[Continued on next page.]

Hindus and Mahomedans.		C80—Chin (unspecified).†		I-1.—Shan (unspecified).		I-2.—Shangale.		I-3.—Shangyi.		Other Shans.		Serial No. of District or State (col. 9).
Males.	Females.	Total.		Total.		Total.		Total.		Total.		
		Males.	Females.	Males.	Females.	Males.	Females.	Males.	Females.	Males.	Females.	
10	11	12	13	14	15	16	17	18	19	20	21	
3,680	3,293	58,319	58,272	142,237	146,747	293,747	294,658	15,100	13,904	57,891	53,703	
3,636	3,289	58,245	58,250	19,392	19,710	107,344	108,284	13,528	13,016	19,761	16,831	
80	27	10,746	10,418	42	18	8	
26	26	4,044	3,971	26	11	1
1	1	1,379	928	...	2	2
1	...	1,682	1,580	2	3	3
2	...	3,941	3,934	14	5	4
624	149	7,176	6,522	4,920	4,801	944	909	5,095	5,857	465	122	
160	130	10	6	197	236	5	14	5
257	...	91	81	72	53	378	394	2,171	2,200	170	103	6
18	...	3	...	2,279	2,374	509	490	48	209	154	...	7
2	...	748	537	1,710	1,351	...	3	...	358	8
180	13	844	660	208	432	57	20	2,800	2,425	134	5	9
7	6	5,460	5,235	364	325	...	2	76	165	2	...	10
274	82	1,768	1,770	617	419	160	122	365	194	
12	...	203	152	174	149	50	44	166	107	11
160	70	1,561	1,616	213	61	39	23	122	99	12
2	4	4	1	45	21	...	39	44	38	13
81	6	31	48	4	...	5	14
19	2	...	1	154	140	67	16	28	20	15
296	882	299	276	10,589	11,189	5,978	4,856	2,215	1,878	7,980	6,079	
166	313	293	274	5,299	5,653	1,973	927	705	387	20	...	16
4	34	2	1,924	1,534	109	...	402	47	17
12	1,042	972	1,829	1,534	1,221	925	11	4	18
105	18	6	1	3,147	3,551	247	361	180	66	3,261	2,204	19
9	1	...	1	46	12	4	4	8	20
...	971	949	4,288	3,816	21
40	8	86,908	88,188	84	22	16	5	...	2	
12	1	10,383	10,450	7	5	22
28	2	5,814	5,645	17	3	2	23
...	...	10,340	10,935	9	13	9	1	24
...	...	772	1,045	1	1	7	4	25
...	...	† 9,599	† 10,113	26
1,677	2,327	258	32	2,929	8,060	59,808	60,878	5,787	5,900	11,297	10,614	
1,548	2,283	222	2	1,830	1,793	27	7	13	2	3	...	27
1,328	1,999	2	2	78	63	21	...	9	1	3	...	28
27	9	1	...	133	143	9,328	9,135	3,121	3,503	5,117	5,007	28
41	21	31	28	13,855	12,513	1,095	869	3,488	2,846	29
61	14	...	2	931	1,079	37,897	39,189	1,554	1,525	549	323	30
...	...	1	...	35	45	1	2	4	1	2,140	2,438	31
579	820	410	406	81	25	40,878	41,928	16	158	8	16	
5	9	8	32
113	116	...	2	15	12	2	6	1	3	33
7	7	5	...	7	5	8	8	9	34
448	196	405	404	40,368	41,027	15	150	...	7	35
6	1	36
118	40	680	648	280	226	65	78	47	32	11	...	
22	71	55	37
21	23	1	...	49	15	9	8	6	4	38
75	26	671	643	160	153	56	65	41	28	11	...	39
...	...	8	3	40
42	4	74	22	122,845	127,037	186,403	186,394	1,572	888	38,130	36,872	
39	2	23	...	122,845	127,015	5,738	5,521	1,059	708	3,841	2,441	41
...	8	50	21	...	22	174,314	174,782	213	67	33,207	34,313	42
3	...	1	1	6,351	6,091	300	113	422	118	43

† Details of the figures in columns 22 and 23 for the Fakokku Hill Tracts have since been obtained; see Appendix B of Volume I of this Report.

IMPERIAL TABLE XIII—Race. PART IIIA.—

Serial No.	DISTRICT OR STATE	N1.—Karen (unspecified).						N2.—Sgaw.					
		Total.		Buddhist.		Christian.		Total.		Buddhist.		Christian.	
		Males.	Females.	Males.	Females.	Males.	Females.	Males.	Females.	Males.	Females.	Males.	Females.
		22	23	24	25	26	27	28	29	30	31	32	33
	PROVINCIAL TOTAL	32,010	30,617	13,158	12,365	11,457	10,961	218,608	218,501	155,530	154,300	48,295	49,554
	DIVISIONAL BURMA	30,877	29,925	12,340	11,966	11,397	10,938	217,816	217,802	155,521	154,294	48,088	49,408
	Arakan Division	36	2	1	...	35	2	27	5	14	2	13	3
1	Akyab	1	2	1	2
2	Hill District of Arakan
3	Kyaukpyu
4	Sandoway	35	...	1	...	34	...	27	5	14	2	13	3
	Pegu Division	2,387	2,483	1,977	2,014	334	385	49,382	50,920	34,240	35,265	18,762	14,897
5	Rangoon Town	170	237	82	19	88	178	614	537	43	49	571	495
6	Insein	102	111	89	103	18	8	15,583	16,434	9,544	10,137	5,845	6,081
7	Hanthawaddy	250	366	219	340	31	26	4,741	4,959	4,281	4,518	427	411
8	Tharrawaddy	345	293	255	230	90	63	12,867	13,498	9,719	9,941	3,147	3,545
9	Pegu	622	542	522	428	75	85	14,620	14,455	9,788	9,636	3,750	3,838
10	Prome	898	934	810	854	38	25	907	1,037	865	991	22	27
	Irrawaddy Division	1,958	1,981	1,196	1,182	762	748	59,872	63,058	32,908	34,947	26,911	28,087
11	Bassein	38	51	4	14	34	37	16,808	17,547	4,766	5,344	12,028	12,784
12	Henzada	1,087	1,002	763	630	384	365	15,797	17,087	11,802	12,734	3,991	4,350
13	Myaungmya	608	685	279	380	389	305	6,237	6,581	1,077	1,050	5,157	5,471
14	Ma-ubin	1	10	1	10	13,801	14,601	10,449	11,040	3,322	3,583
15	Pyawb	224	183	149	142	75	41	7,228	7,237	4,814	4,779	2,413	2,449
	Tenasserim Division	25,327	24,828	8,960	8,715	9,541	9,558	108,018	108,480	88,274	88,881	6,929	6,825
16	Toungoo	22,875	22,943	6,851	7,085	9,200	9,310	6,264	5,990	4,759	3,677	733	748
17	Salween	1	1	...	22,074	20,924	10,556	9,417	392	305
18	Thatôn	1,368	1,340	1,324	1,323	42	2	51,103	49,309	49,960	48,048	1,100	1,257
19	Amherst	931	399	752	203	179	130	18,356	17,758	17,046	16,526	1,076	1,183
20	Tavoy	1	...	1	3,093	3,172	1,816	1,825	986	1,038
21	Mergui	151	144	32	44	119	100	7,228	7,227	4,137	4,388	2,402	2,300
	Magwe Division	115	34	27	22	87	11	123	16	21	...	102	16
22	Thayetmyo	34	14	15	11	18	9	15	2	15	9
23	Pakòkku	71	1	5	...	66	1	10	2	1	...	15	2
24	Minbu	4	11	4	11	41	4	11	...	30	4
25	Magwe	3	8	3	51	5	9	...	48	5
26	Pakòkku Hill Tracts	3	3	3	3
	Mandalay Division	243	89	39	6	204	88	276	54	59	7	217	47
27	Mandalay	60	51	7	2	53	49	7	11	7	11
	<i>Mandalay City</i>	45	28	6	2	39	26	5	11	5	11
28	Bhamo	70	21	70	21
29	Myitkyina	11	9	11	9	7	8	7	8
30	Katha	172	29	32	4	140	25	192	14	59	6	133	8
31	Putao
	Sagaing Division	160	60	28	18	131	42	64	31	4	1	59	30
32	Shwebo	131	42	28	16	103	26	6	...	1	...	5	...
33	Sagaing	...	1	1	8	13	8	13
34	Lower Chindwin	25	15	...	2	24	13	19	8	19	8
35	Upper Chindwin	4	2	4	2	21	4	3	1	17	3
36	Chin Hills	10	6	10	6
	Meiktila Division	651	500	112	9	308	109	104	248	1	191	95	51
37	Kyaukse	4	8	1	...	3	8	13	14	13	14
38	Meiktila	215	8	14	...	191	8	29	200	...	191	29	9
39	Yamethin	480	473	87	7	97	84	62	29	1	...	53	28
40	Myingyan	12	11	...	2	12	9
	EASTERN STATES	1,133	692	818	399	60	23	793	692	9	6	207	148
41	Northern Shan States	366	23	309	8	57	15	9	4	2	...	7	4
42	Southern Shan States	512	415	509	391	3	8	75	69	...	1	75	62
43	Karenai	255	254	709	626	7	5	125	82

lected Indigenous Races by Districts (concluded).

No.—Pwo.						Other Karens.						Serial No. of District or State (col. 1).
Total.		Buddhist.		Christian.		Total.		Buddhist.		Christian.		
Males.	Females.	Males.	Females.	Males.	Females.	Males.	Females.	Males.	Females.	Males.	Females.	
84	85	86	87	88	89	40	41	42	43	44	45	
208,285	203,606	193,778	189,028	13,887	13,807	153,212	155,516	113,048	112,671	15,240	15,024	
208,074	203,387	193,762	189,014	13,874	13,793	45,627	43,397	35,434	33,711	7,834	7,531	
5	1	5	1	1	1
...	2
...	3
5	1	5	1	4
13,478	12,987	12,151	11,808	1,285	1,158	1,225	1,424	1,169	1,404	47	17	
217	140	38	42	179	98	7	1	2	1	5	...	5
2,464	2,301	2,050	1,984	405	406	10	4	...	1	10	3	6
8,878	8,667	8,586	8,424	284	243	12	14	12	14	7
207	107	161	62	46	15	8
1,674	1,682	1,269	1,296	370	361	1,196	1,405	1,155	1,388	32	14	9
39	...	38	...	1	10
125,067	122,151	118,641	110,515	11,240	11,428	135	36	86	15	49	20	
37,885	39,334	34,440	35,610	3,439	3,719	11
7,118	6,844	6,334	6,053	778	791	12
45,688	44,907	40,716	40,038	4,371	4,325	8	2	3	...	5	...	13
32,009	27,853	29,619	25,490	2,211	2,165	43	14	22	5	21	9	14
2,773	3,153	2,532	2,724	441	428	84	20	61	10	23	9	15
69,408	68,228	67,927	66,690	1,282	1,192	42,120	40,462	38,483	31,987	6,973	6,946	
18	5	12	5	12,965	12,401	4,406	3,948	6,900	6,905	16
86	4	67	...	19	4	122	100	99	93	18	5	17
43,667	43,614	43,540	43,170	415	440	26,988	25,980	26,948	25,904	40	26	18
21,398	20,743	20,996	20,345	402	398	2,027	2,030	2,021	2,022	3	8	19
2,021	2,078	1,906	1,830	60	55	16	1	4	...	12	1	20
1,919	1,784	1,397	1,345	366	290	2	...	2	21
12	3	6	1	6	2	4	...	4	
9	2	5	...	4	2	22
...	4	...	4	23
1	1	1	1	24
8	8	25
...	26
60	17	5	...	55	17	181	26	31	10	150	16	
3	6	3	6	9	10	...	9	9	1	27
...	6	6	...	10	...	9	...	1	27
8	6	8	6	128	14	11	...	117	14	28
8	2	...	28	2	20	1	8	1	29
47	5	5	...	42	5	16	16	...	30
...	31
87	...	27	...	9	...	28	1	1	...	19	...	
...	4	4	...	32
29	...	27	33
...	34
8	7	...	19	1	1	...	15	...	35
...	36
17	17	...	1,988	1,448	660	315	596	588	
...	37
...	38	1	...	38
17	17	...	1,898	1,448	623	315	595	533	39
...	2	40
211	219	18	14	13	14	107,585	112,119	77,614	78,990	7,406	7,493	
2	...	1	...	1	...	373	372	373	372	41
64	56	18	14	86,361	87,599	75,356	76,867	2,830	2,696	42
145	162	15	14	20,851	24,148	1,885	1,721	4,576	4,797	43

IMPERIAL TABLE XIII—Race. PART IIB.—Other Indigenous Races by Districts.

A.—Burma Group.				B.—Lolo-Mus'o Group.				Kuki-Chin, List II—See the note on Group C in the centre of the page.			
Race.	District or State.	Males.	Females.	Race.	District or State.	Males.	Females.	District.	Race.	Males.	Females.
A2 Arakanese	Total	151,199	149,510	B1 Lisaw	Total	6,703	6,557	Akyab	C26 Chinbon	345	338
	Akyab	127,815	127,312		Myitkyina	518	623		C33 Chaung-gyi Chin.	349	317
	Kyaukpyu	1,388	1,007		Katha	849	658		C34 Kauka-dan.	125*	167
	Sandoway	11,799	10,255		N. S. States	3,715	3,672				
	Insein	6,097	4,489		S. S. States	1,591	1,586				
	Elsewhere	1,091	87		Elsewhere	..	18				
A3 Yanbye	Total	86,234	87,951	B2 Lolo	N. S. States	380	389	Hill District of Arakan.	C17 Lakher	..	12
	Akyab	1,070	416	B3 Lahu	Total	11,597	11,099		C23 Kyaw	183	168
	Kyaukpyu	78,201	87,533		S. S. States	11,595	11,099		C24 Anu	199	213
	Elsewhere	3	2		Elsewhere	2	..		C30 Yindu	50*	54
A4 Chaungtha	Total	23,996	22,757	B4 Ako	S. S. States	30	21		C35 Kaungtso	185	182
	Akyab	22,448	21,838	B5 Pyin	S. S. States	515	491				
	Hill District of Arakan.	948	919	B6 Kwi	S. S. States	1,877	1,836	Kyaukpyu	C37 Matu	23	28
A5 Tavoyan	Total	64,320	64,958	B7 Akha	S. S. States	18,335	15,920		C39 Sittu	2,032	1,886
	Amherst	897	572	B8 Nung	Putao	42	76				
	Tavoy	63,380	64,309	B11 Wat-nokhum.	Myitkyina	15	22				
	Elsewhere	152	77	B9 Tangsir and Bto Hop'a are to be found in the parts of Putao District which were omitted from the Census.				Pakokku	C25 Chinbok	1	..
A6 Merguere	Total	102	76						C29 Taungtha.	3,470	4,100
	Tavoy	102	74					U. Chindwin	C40 Taman	369*	429
	Elsewhere	..	2					Chin Hills			
A7 Yabein	Total	882	892						C3 Siyin	1,543*	1,673*
	Insein	21	18						C6 Paite	668	659
	Pegu	861	874						C7 Yo	2,801	2,758
A8 Yaw	Total	75	14						C9 Yahow	2,481	2,927
	Katha	73	10						C11 Kwangli	2,143	2,499
	Elsewhere	2	2						C12 Ngorn	1,916*	2,081
A9 Danu	Total	37,382	37,260						C13 Kwel-shim.	961	1,701
	Meiktila	1,037	984						C15 Tiantlang	4,057	4,001
	N. S. States	7,807	7,397						C16 Yokwa	1,194*	1,310
	S. S. States	28,037	28,795						C18 Lawtu	1,619	1,404
	Elsewhere	441	84						C19 Yotun	2,559*	2,550
A10 Intha	Total	27,693	28,482						C20 Shentang	3,067	3,025
	S. S. States	26,684	27,638						C22 Hualngo	1,555	1,745
	Karenni	880	844								
	Elsewhere	129	..								
A11 Taungyo	Total	11,984	11,693								
	S. S. States	11,762	11,680								
	Elsewhere	222	4								
A12 P'um	Myitkyina	172	195								
A13 Atsi	Total	2,677	2,180								
	Bhamo	1,163	449								
	Myitkyina	1,181	1,383								
	N. S. States	333	348								
A14 Lashu	Total	8,567	8,143								
	Bhamo	353	410								
	Myitkyina	6,612	6,304								
	N. S. States	1,577	1,228								
	Elsewhere	5	1								
A15 Maru	Total	10,315	11,110								
	Bhamo	357	372								
	Myitkyina	5,215	5,583								
	N. S. States	4,704	5,145								
	Elsewhere	39	10								
A16 Maingtha	Total	420	111								
	Bhamo	125	32								
	Myitkyina	61	..								
	Katha	204	78								
	Elsewhere	27	1								

C.—Kuki-Chin Group.
List I below this shows the distribution by districts of some races of the Kuki-Chin Group. Details for C1 (Meitei) and C32 (Chins whose tribe was not specified) are given in Part IIIA of the table. All other Chins enumerated are shown in List II to the right of this. For each race in List II only the number enumerated in the district specified for it is given; but for all except the races marked * these make up the provincial total shown in Part I of the table, while for no race marked † does the total enumerated outside the districts specified for it exceed 19 males and 8 females. For all the races marked * together the number of persons omitted from List II is 56 males and 10 females.

Race.	Total.		Akyab.		Hill District of Arakan.		Kyaukpyu.		Upper Chindwin.		Chin Hills.	
	M.	F.	M.	F.	M.	F.	M.	F.	M.	F.	M.	F.
	C2 Tado	1,138	1,140	209	209	999
C4 Soite	8,641	8,228	184	187	8,447	8,541	
C5 Kando	4,309	4,289	267	282	474	426	8,058	8,501
C8 Tashon	3,801	4,467	209	190	8,594	4,877
C11 Lalva	5,318	5,773	86	89	5,250	5,781
C14 Lai	4,632	4,720	807	700	4,885	4,411
C21 Lashet	161	166	130	128	81	88
C28 Kham	13,329	12,775	7,231	6,776	1,098	6,019
C26 Laha	1,118	1,116	438	400	..	9	680	707
C28 Sainghaung	2,256	2,568	128	116	3,773	3,412

D.—Naga Group.
Races of the Naga Group have been recorded in the Upper Chindwin District only. For their numbers see Part I of the table.

E.—Kachin Group.
Races classed as E2 to E9, for which detailed figures are given in Part I, were recorded in the Putao District only. These, together with 154 male and 291 female Kachins make up the numbers shown for males and females of the Kachin group for the Putao District in Part II of the table. For other districts the numbers given in Part II for the Kachin group represent E1 Kachins only.

F.—Sak Group.
Sak (F3) and Daingnet (F4) were recorded in the Akyab District only. Their numbers are given in Part I of the table. The Kadus and Ganas are distributed as follows:—

District or State.	F1 Kadu.		F2 Ganan.	
	Males.	Females.	Males.	Females.
Bhamo	242	236	5	..
Myitkyina	471	502
Katha	17,346	17,906	2,697	3,150
U. Chindwin	305	392	872	368
N. S. States	241	43	42	..
Elsewhere	20	6
Total	18,695	19,085	3,016	3,458

G.—Mishmi Group.
G1 Khaman-Mishmi is the only race of this group represented in the area of this census and it was recorded only in the Putao District. Its numbers are given in Part I of the table.

H.—Mro Group.
H1 Mro is the only race included in this group. Its numbers are therefore the same as those given for the Mro group in Part II of the table.

IMPERIAL TABLE XIII—Race. PART III B.—Other Indigenous Races by Districts (concluded).

I.—Tai Group.

DISTRICT OR STATE.	Total of races shown here.*		1-1 Shan-Tayok		1-6 Salween.		1-7 Khan.		1-8 Lu.		1-9 Lao.		1-10 Shan Bama.		1-11 Kamti.	
	M.	F.	M.	F.	M.	F.	M.	F.	M.	F.	M.	F.	M.	F.	M.	F.
Insein ...	170	103	155	96	15	7
Hanthawaddy ...	154	54
Pegu ...	134	5	2	...	94	4	38	1
Salween ...	402	47	39	...	11	3	352	44
Amherst ...	3,260	2,204	1	1	2,794	2,183	405	20
Mergui ...	4,282	3,816	4,282	3,816
Bhamo ...	5,117	5,007	5,117	5,007
Myitkyina ...	3,488	2,846	3,309	2,686	3	3	116	157
Katha ...	549	323	547	323	1	1	...
Putao ...	2,140	2,438	1	2,139	2,438
N. Shan States	3,841	2,441	3,718	2,441	2	121
S. Shan States	33,807†	34,313*	2,745	2,253	9	1	16,346	17,044	12,679	12,183	1,476	1,414
Karenni ...	482	118	178	4	1	...	4	7	1	292	113
Elsewhere ...	65	42	13	5	30	27	13	3	3	7
Total ...	57,291*	53,703*	15,885	12,816	7,245	6,011	16,350	17,044	12,686	12,184	2,911	1,505	6	10	2,256	2,595

* The totals given for the Southern Shan States and the Province include 551 male and 417 female Is Dayes and 1 male and 1 female Is Annamese besides those shown in the subsequent columns.

J.—Malay Group.—J2 Salons, 929 males and 1,012 females, are found in the Mergui District only. If these be deducted from the group figures given in Part II of the Table, the balance will represent the Malay race only.

K.—Mon Group.—K1 Talang is the only member of this group found in Burma. The distribution of Talang is therefore identical with that of Mon given in Part II of the Table.

L.—Palaung-Wa Group.

Race.	Total.		Salween.		Katha.		N. Shan States.		S. Shan States.		Karenni.		Elsewhere.	
	M.	F.	M.	F.	M.	F.	M.	F.	M.	F.	M.	F.	M.	F.
L1 Wa ...	7,695	7,067	4,165	3,841	3,528	3,216	2	...
L2 Danaw ...	816	553	816	853
L3 En ...	17	17	...
L4 Khamuk ...	399	12	65	218	8	78	4	29	...
L5 Lem ...	406	385	406	385
L6 Tai-loi ...	2	2
L7 Yang (unspecified)	1,411	1,513	1,411	1,513
L8 Yanglam ...	6,622	7,257	641	659	5,980	6,597	1	1
L9 Palaung and Pale	61,315	60,942	2,157	2,048	52,114	52,911	6,330	3,852	1	...	213	131
Total ...	78,674	78,029	65	...	2,157	2,048	57,222	57,411	12,889	18,434	80	5	261	131

M.—Khasi Group.—Mt Khasi, the only member of this group, was recorded only in the Putao District. Its numbers are given in Part I of the table.

N.—Karen Group.

Race.	Total.		Toungoo.		Thaon.		Yamethin.		S. Shan States.		Karenni.		Elsewhere.	
	M.	F.	M.	F.	M.	F.	M.	F.	M.	F.	M.	F.	M.	F.
N3 Paku ...	1,021	965	408	474	7	187	490	29	1
N4 Wewaw ...	163	172	35	39	121	132	7	1
N5 Bwe ...	3,553	3,914	24	841	3	...	419	414	2,204	2,647	43	12
N7 Brek ...	311	307	308	307	3	...
N8 Karenbyu ...	9,674	8,696	6,557	6,323	1,555	1,135	720	617	686	615	147	6
N10 Mopwa ...	1	4	...	4	1	...
N11 Taungthu ...	108,746	109,491	3,350	3,663	26,849	25,871	324	312	73,486	75,201	1,516	1,484	3,191*	3,560†
N12 Padaung ...	7,077	6,678	11	7	9	...	6,778	6,314	316	327	3	...
N13 Yinbaw ...	2,837	2,914	527	484	2,294	2,433	16	...
N14 Gheko ...	1,317	1,346	689	740	628	606
N15 Karenni ...	16,364	19,927	1,001	910	139	59	...	1	1,668	1,940	12,821	15,767	705†	410†
N16 Zarein ...	2,145	2,002	2,136	1,993	8	9	1	...
N17 Tlaing-Kalasi.	3	3	...
Total of races shown here.	153,212	155,516	12,965	12,401	26,988	25,930	1,898	1,448	86,361	87,599	20,851	24,118	4,140	3,990

* Of these numbers 1,635 males and 1,740 females were recorded in the Amherst District, 1,136 males and 1,388 females in the Pegu District and 357 males and 372 females in the Northern Shan States; the rest are scattered.

† Of these numbers 392 males and 250 females were recorded in the Amherst District and 96 males and 95 females in the Salween District; the rest are scattered.

O.—Man Group.—The two races of this group were recorded only in the Southern Shan States. Their numbers are given in Part I of the table.

IMPERIAL TABLE XIII—*Recs.* PART IIIc.—

DISTRICT OR STATE	BENGALI.								CHITTA			
	Total.		Hindu and Animist.		Mahomedan.		Others.		Total.		Hindu and Animist.	
	Males.	Females.	Males.	Females.	Males.	Females.	Males.	Females.	Males.	Females.	Males.	Females.
1	2	3	4	5	6	7	8	9	10	11	12	13
PROVINCIAL TOTAL ...	60,117	17,871	12,172	3,002	46,651	14,632	1,294	237	129,854	76,534	5,110	286
DIVISIONAL BURMA ...	59,160	17,717	11,925	2,906	46,089	14,583	1,246	228	129,592	76,529	5,086	286
Arakan Division ...	19,889	9,083	2,968	167	16,957	8,910	64	6	93,881	73,466	3,716	106
1 Akyab ...	16,838	7,954	1,959	148	14,837	7,806	42	...	93,000	73,451	3,687	191
2 Hill District of Arakan ...	7	3	7	3	198	17	23	...
3 Kyaukpyu ...	1,993	1,065	311	6	1,595	1,056	17	3	139	94	...	5
4 Sandoway ...	621	61	91	13	585	48	5	...	44	4
Pegu Division ...	16,605	2,508	5,874	1,497	9,363	923	568	83	20,981	1,091	662	12
5 Rangoon Town ...	11,233	1,578	4,304	1,036	6,549	473	380	69	12,625	313	405	4
6 Insein ...	1,291	342	507	190	729	148	55	4	614	103	53	...
7 Hanthawaddy ...	1,631	197	381	61	1,148	129	102	7	4,410	219	137	...
8 Tharrawaddy ...	437	89	131	63	300	26	6	...	714	80	...	4
9 Pegu ...	641	200	262	94	357	105	22	1	2,312	353	36	3
10 Prome ...	378	97	89	53	280	42	3	2	306	30	21	1
Irrawaddy Division ...	11,098	2,009	1,441	282	9,494	1,701	163	26	5,962	605	335	22
11 Bassein ...	3,092	633	754	106	2,331	526	7	1	1,050	40	156	5
12 Henzada ...	789	354	120	50	663	303	6	1	590	109	22	5
13 Myaungmya ...	4,560	499	236	29	4,204	458	120	12	1,297	78	42	1
14 Ma-ubin ...	1,021	367	114	46	899	321	8	...	1,313	166	39	1
15 Pyapön ...	1,636	156	217	51	1,397	93	22	12	1,712	122	76	10
Tenasserim Division ...	9,472	3,028	964	305	8,366	2,676	142	45	4,926	1,080	237	38
16 Toungoo ...	931	206	230	110	658	80	43	16	1,121	200	23	10
17 Salween ...	383	37	34	6	345	31	4
18 Thatön ...	3,805	990	172	48	3,617	937	16	5	495	58	28	3
19 Amherst ...	4,009	1,702	122	93	3,516	1,537	71	22	2,362	759	172	18
20 Tavoy ...	207	65	50	32	143	31	8	2	201	12	8	2
21 Mergui ...	137	26	50	16	87	10	242	1	6	...
Magwe Division ...	487	120	204	76	164	33	69	11	1,291	38	45	...
22 Thayetmyo ...	95	27	40	21	48	6	7	...	201	9	2	...
23 Pakökku ...	70	21	39	17	22	...	9	4	141	9	1	...
24 Minbu ...	30	5	15	4	12	1	3	...	62
25 Magwe ...	241	67	109	34	82	26	50	7	887	20	42	...
26 Pakökku Hill Tracts ...	1	...	1
Mandalay Division ...	1,849	443	719	306	996	112	134	25	1,608	99	62	...
27 Mandalay ...	1,396	393	523	219	792	97	81	7	1,026	54	38	...
28 Mandalay City ...	740	179	254	109	465	63	21	7	932	32	33	...
29 Bhamo ...	90	38	51	30	27	...	12	8	174
30 Myitkyina ...	110	35	71	28	26	1	13	6	137	21	6	...
31 Katha ...	234	41	64	20	151	14	19	1	271	24	18	...
Putao ...	19	6	10	3	9	3
Sagaing Division ...	576	248	227	127	323	111	26	10	905	41	15	16
32 Shwebo ...	216	130	71	47	132	77	13	6	182	8	...	1
33 Sagaing ...	108	43	40	26	55	17	4	...	235	4	8	3
34 Lower Chindwin ...	116	30	31	19	77	7	8	4	182	16	6	18
35 Upper Chindwin ...	106	20	51	17	54	3	1	...	305	13
36 Chin Hills ...	30	25	25	18	5	7	1	...	1	...
Meiktila Division ...	784	285	228	146	426	117	80	22	538	129	25	7
37 Kyaukse ...	120	12	30	6	90	6	3	3
38 Meiktila ...	189	134	79	52	99	80	11	2	157	99	5	4
39 Yamethin ...	311	117	88	73	177	29	46	15	207	97	20	3
40 Myingyan ...	114	22	31	15	60	2	23	5	171
EASTERN STATES ...	957	154	347	96	562	49	48	9	262	5	24	...
41 Northern Shan States ...	705	88	270	64	406	22	29	2	246	4	24	...
42 Southern Shan States ...	213	59	75	28	121	24	17	7	92	1
43 Karenni ...	39	7	2	4	35	3	2	...	24

(Continued on next page)

GONIAN.				HINDUSTANI.										Serial No. of Dist. or State (col. 1).
Mahomedan.		Others.		Total.		Hindu and Animist.		Mahomedan.		Others.				
Males.	Females.	Males.	Females.	Males.	Females.	Males.	Females.	Males.	Females.	Males.	Females.			
14	15	16	17	18	19	20	21	22	23	24	25			
122,872	75,682	1,872	566	107,557	26,020	82,482	19,657	23,400	5,984	1,675	379			
122,844	75,680	1,862	563	105,816	25,571	81,252	19,351	22,898	5,845	1,666	375			
88,075	72,768	1,591	532	4,634	862	4,338	822	268	38	28	2			
87,805	72,742	1,418	518	4,375	851	4,111	816	240	33	24	2			
40	3	135	14	33	...	33	1		
133	19	6	...	162	7	146	4	15	2		
37	4	2	...	64	4	48	2	13	3		
20,164	1,060	165	19	54,883	13,826	42,148	10,650	11,520	2,823	715	153			
12,107	297	113	12	23,609	3,072	15,795	1,740	1,513	1,280	301	46	5		
552	101	9	2	7,553	2,346	6,410	1,791	1,074	549	63	6	6		
4,245	208	28	4	6,366	702	5,810	560	331	133	210	69	7		
714	76	2,918	913	2,160	501	227	150	31	2	8		
2,268	349	14	1	11,754	6,077	10,464	5,650	1,206	391	84	27	9		
284	29	1	...	2,183	456	1,497	347	606	111	20	3	10		
5,815	581	12	2	11,859	2,137	9,142	1,475	2,262	546	455	116			
892	35	2	...	3,948	522	3,113	411	600	83	145	21	11		
567	104	1	...	1,529	411	1,161	209	310	190	58	6	12		
1,246	76	9	1	2,978	434	2,110	252	764	157	101	25	13		
1,274	164	...	1	1,554	298	1,231	134	272	60	51	4	14		
1,036	112	1,850	472	1,527	307	220	45	97	60	15		
4,642	994	47	3	10,982	3,106	8,735	2,463	2,059	596	188	47			
1,060	188	38	2	5,723	1,954	4,851	1,585	812	314	60	15	16		
5	26	6	15	1	11	5	17		
466	55	1	...	2,334	749	1,798	592	177	117	41	23	18		
2,686	740	4	1	1,800	265	1,376	19	191	76	20	10	19		
180	10	4	...	648	83	401	70	105	11	22	2	20		
236	1	451	49	234	16	275	13	12	...	21		
1,280	87	16	1	4,765	838	3,617	604	1,061	211	87	18			
196	9	3	...	796	305	670	262	105	36	21	7	22		
229	8	11	1	467	168	312	60	141	39	14	...	23		
60	...	2	...	845	127	624	77	210	48	11	2	24		
845	20	2,655	293	2,099	100	605	88	41	9	25		
...	2	...	2	26		
1,523	98	23	6	10,854	2,441	7,309	1,518	3,405	892	140	31			
969	48	19	0	8,107	1,643	5,424	961	2,581	675	102	25	27		
893	32	1	...	3,966	652	2,542	184	1,359	253	65	15	28		
174	596	123	301	82	289	37	6	4	28		
131	21	1,096	397	805	313	280	84	11	...	29		
249	24	4	...	1,003	273	735	157	241	110	19	2	30		
...	52	5	44	5	6	...	2	...	31		
885	25	5	...	8,338	1,151	2,734	896	581	255	18	...			
180	7	2	...	1,455	528	1,195	391	654	137	8	...	32		
225	1	2	...	875	335	736	31	134	54	5	...	33		
175	4	1	...	499	134	375	102	120	32	2	...	34		
305	13	425	105	351	71	71	32	3	...	35		
...	79	19	77	19	2	36		
510	122	3	...	5,006	1,415	8,229	923	1,742	484	85	8			
1	3	2	...	435	143	326	91	100	44	9	5	37		
151	95	1	...	1,338	344	804	167	522	174	12	3	38		
187	24	2,276	604	1,314	450	919	238	13	...	39		
171	957	234	785	206	171	28	1	...	40		
228	2	10	3	1,741	449	1,230	306	502	139	9	4			
122	2	...	2	976	223	684	133	190	80	2	1	41		
83	...	9	1	734	219	536	160	191	48	7	3	42		
23	...	1	...	31	7	10	5	21	2	43		

Serial No.	DISTRICT OR STATE	ORIPA.						TAMIL.						
		Total.		Hindu and Animist.		Others.		Total.		Hindu and Animist.		Mahomedan.		Chri.
		Males.	Females.	Males.	Females.	Males.	Females.	Males.	Females.	Males.	Females.	Males.	Females.	Males.
1	26	27	28	29	30	31	32	33	34	35	36	37	38	
	PROVINCIAL TOTAL ...	49,993	2,482	48,017	1,973	1,976	509	100,315	51,749	68,192	36,761	21,328	7,196	10,148
	DIVISIONAL BURMA	47,081	2,456	45,155	1,951	1,926	505	99,902	51,608	67,942	36,696	21,287	7,191	10,053
	Arakan Division	2,140	28	2,051	23	89	5	793	18	610	8	107	4	67
1	Akyab ...	2,001	20	1,973	22	31	4	782	18	602	8	107	4	67
2	Hill District of Arakan ...	8	...	5	...	3	...	1	...	1
3	Kyaukpadaung ...	95	2	45	1	50	1	4	...	4
4	Sandoway ...	33	...	28	...	5	...	6	...	3
	Pegu Division	17,451	1,089	17,088	1,016	363	73	62,618	33,818	43,381	24,704	12,758	4,121	6,182
5	Rangoon Town ...	5,557	401	5,135	396	122	8	27,763	14,283	15,712	9,175	7,770	1,571	4,168
6	Insein ...	3,210	166	3,132	148	78	18	5,218	3,015	3,781	2,081	1,938	61	334
7	Hanthawaddy ...	3,105	105	3,051	77	54	28	19,872	11,150	16,592	9,555	1,792	1,004	1,399
8	Tharrawaddy ...	1,608	53	1,666	47	2	6	1,454	437	952	247	453	149	47
9	Pegu ...	3,502	311	3,468	328	94	13	7,281	4,130	5,589	3,296	1,455	679	182
10	Prome ...	109	20	390	20	13	...	1,230	497	725	350	250	87	52
	Irrawaddy Division	13,098	779	11,975	470	1,123	309	12,848	4,796	8,081	2,921	3,180	1,009	1,469
11	Bassein ...	2,509	76	2,175	67	124	9	1,479	421	952	232	411	111	109
12	Henzada ...	2,283	79	2,198	75	85	4	1,052	404	511	131	449	232	89
13	Myaungmya ...	3,458	174	3,174	102	284	72	2,259	653	1,201	522	944	288	104
14	Maubin ...	2,145	109	1,979	79	146	30	1,400	480	614	178	789	275	34
15	Pyawb ...	2,613	341	2,179	147	484	194	6,598	2,832	4,803	2,058	587	103	1,133
	Tenasserim Division	6,808	258	6,605	229	203	29	16,938	9,081	12,249	6,975	3,825	1,500	721
16	Toungoo ...	1,892	80	1,779	74	113	6	1,534	521	317	285	479	73	205
17	Salween ...	92	...	91	...	1	...	15	...	9	...	3	...	1
18	Thabein ...	1,570	109	1,517	93	53	10	7,687	4,385	6,522	3,860	985	460	142
19	Amherst ...	1,810	55	1,788	50	22	3	7,205	4,011	4,597	2,764	2,242	956	308
20	Tavoy ...	881	13	882	9	2	4	392	91	258	53	83	4	42
21	Mergui ...	500	3	548	3	12	...	102	23	46	13	33	7	23
	Magwe Division	2,840	48	2,809	48	31	...	1,126	567	532	309	358	94	228
22	Thayetmyo ...	150	13	143	13	7	...	261	199	208	166	16	2	32
23	Pakokku ...	38	...	33	...	5	...	19	46	83	13	32	10	22
24	Moub ...	703	10	687	10	16	...	97	51	29	18	46	15	22
25	Magwe ...	1,949	16	1,916	16	3	...	609	270	212	112	264	67	147
26	Pakokku Hill Tracts	1
	Mandalay Division	2,245	121	2,304	104	41	17	3,334	2,214	1,852	1,187	431	168	1,021
27	Mandalay ...	1,232	102	1,210	89	16	13	2,925	2,107	1,580	1,132	360	142	964
	<i>Mandalay City</i> ...	970	56	958	51	12	2	1,436	890	756	498	317	57	382
28	Bhamo ...	14	4	13	...	1	4	62	23	43	17	5	2	14
29	Myittha ...	625	7	617	7	5	...	102	32	71	20	6	...	24
30	Katha ...	370	8	351	8	16	...	240	49	156	18	60	10	16
31	Putao ...	4	...	4	5	3	2	3
	Sagaing Division	619	35	603	32	16	3	534	259	219	118	189	86	169
32	Shwebo ...	197	23	185	20	12	3	209	77	68	27	89	14	52
33	Sagaing ...	145	10	144	10	1	...	189	100	85	46	41	17	57
34	Lower Chindwin ...	54	...	51	...	3	...	65	38	25	12	9	2	30
35	Upper Chindwin ...	223	...	223	51	31	33	26	...	3	21
36	Chin Hills	17	13	8	7	9
	Mektila Division	1,880	98	1,820	29	60	69	1,716	905	1,018	474	489	264	201
37	Kyaukse ...	210	16	211	9	8	7	124	70	58	30	42	14	24
38	Mektila ...	260	11	248	11	12	...	649	398	355	210	204	91	85
39	Yametho ...	1,268	71	1,237	9	31	62	650	351	409	161	190	114	43
40	Myingyan ...	131	...	124	...	9	...	295	86	196	43	53	15	44
	EASTERN STATES	2,912	26	2,862	22	50	4	413	141	250	65	41	5	93
41	Northern Shan States ...	2,328	22	2,312	19	16	3	267	95	181	57	24	5	59
42	Southern Shan States ...	525	4	491	3	34	1	141	46	69	8	13	...	33
43	Karenni ...	59	...	59	5	4	...	1

Selected Indian Races by Districts (concluded).

Dist.	TELU GU.																	OTHER INDIAN RACES.																	Serial No. of Dist. or State (col. 1).
	Others.			Total.		Hindu and Animist.		Christ. n.		Others.		Total.		Hindu and Animist.		Mahomedan.		Others.																	
	Females.	Males.	Females.	Males.	Females.	Males.	Females.	Males.	Females.	Males.	Females.	Males.	Females.	Males.	Females.	Males.	Females.	Males.	Females.																
39	40	41	42	43	44	45	46	47	48	49	50	51	52	53	54	55	56	57	58	59	60														
7,591	649	201	129,566	28,621	125,413	27,095	1,521	603	2,632	923	76,578	29,820	38,143	15,653	32,449	12,147	5,986	2,020																	
7,530	620	191	129,455	28,592	125,312	27,075	1,513	594	2,630	923	69,075	27,289	32,292	13,808	31,137	11,561	5,646	1,920																	
6	9	...	865	24	889	23	2	1	24	...	1,788	489	1,127	325	517	137	144	27																	
6	6	...	787	19	770	18	2	1	15	...	1,078	205	557	121	378	57	143	27																	
...	6	...	6	338	170	33	170																	
...	43	1	38	1	5	...	145	56	80	8	65	48																	
...	3	...	29	4	25	4	4	...	227	58	152	26	71	32	1	...																	
4,908	297	90	82,911	17,609	81,041	16,805	878	381	992	423	23,889	8,397	7,896	2,658	13,966	4,930	1,997	809																	
3,490	83	17	56,884	9,192	55,704	8,776	726	289	454	127	16,866	5,955	4,788	1,452	10,725	3,993	1,353	534																	
290	65	13	3,662	1,401	3,568	1,226	28	23	66	152	2,280	722	1,201	353	935	316	144	59																	
872	89	19	10,150	2,931	10,337	1,994	53	20	60	11	997	372	25	61	417	192	235	119																	
37	2	4	2,337	793	2,293	790	12	3	32	...	1,048	250	205	79	712	188	51	12																	
154	55	7	7,490	3,657	7,112	3,490	57	39	331	128	1,848	787	1,067	625	623	111	158	51																	
60	3	...	2,288	535	2,037	529	2	1	49	5	940	266	280	78	584	154	76	34																	
888	118	33	15,826	3,215	14,625	2,891	379	143	822	181	4,194	977	1,530	314	2,369	589	286	74																	
78	7	...	5,867	1,028	5,714	978	31	12	119	38	839	103	195	12	610	60	34	1																	
39	3	2	1,711	439	1,624	396	5	1	82	42	866	228	388	22	102	114	66	32																	
37	10	6	2,203	298	1,913	256	63	43	127	10	687	212	186	80	426	129	21	3																	
18	23	15	1,992	349	1,817	316	90	9	85	24	778	253	161	40	510	193	77	14																	
661	75	10	4,053	1,101	3,557	965	187	78	319	58	1,034	121	600	91	327	93	88	24																	
515	188	41	23,399	5,998	22,681	5,843	170	28	548	127	10,433	5,277	5,446	3,724	4,700	1,424	287	129																	
160	33	3	2,501	822	2,328	772	18	...	155	50	4,549	3,398	3,361	3,205	1,107	170	81	23																	
...	42	10	37	10	5	...	170	69	117	3	24	14	29	24																	
60	38	5	4,673	1,812	4,557	1,780	16	4	100	23	1,400	155	342	25	1,053	127	5	3																	
258	58	33	10,538	2,560	10,130	2,494	47	24	101	42	2,214	1,392	742	344	1,373	976	99	72																	
34	9	...	88	98	817	98	13	...	28	...	1,000	206	463	101	593	98	34	7																	
3	4,787	696	4,612	689	76	...	99	7	1,100	57	421	18	640	39	39	...																	
168	18	1	2,496	182	2,426	165	13	5	57	12	2,745	777	1,146	378	1,313	312	286	87																	
31	5	...	215	48	195	45	8	1	12	2	501	202	178	71	365	122	18	9																	
23	2	...	102	15	86	15	16	...	116	110	125	24	212	71	79	15																	
18	42	14	36	14	2	...	4	...	718	168	361	111	239	18	118	39																	
90	6	1	2,137	105	2,109	91	3	4	25	10	905	251	342	132	552	98	71	24																	
1	145	43	140	40	5	3																	
856	30	8	2,132	751	1,963	632	48	23	121	96	16,160	6,241	10,720	4,871	3,751	923	1,689	447																	
825	21	8	1,833	679	1,715	561	48	23	70	95	6,998	2,951	3,583	1,245	2,267	577	718	229																	
339	12	6	827	263	737	222	35	10	55	21	3,111	856	837	322	1,780	421	485	123																	
4	19	13	17	12	2	1	2,121	427	640	153	828	142	641	132																	
12	1	...	23	22	22	22	1	...	4,881	2,600	4,360	2,138	299	84	22	78																	
12	8	...	256	37	208	37	48	...	1,800	913	1,410	225	337	116	53	2																	
3	1	...	1	760	220	718	210	20	4	22	6																	
104	7	1	411	165	398	148	7	8	6	9	6,828	4,142	3,148	1,122	3,188	2,838	492	182																	
36	95	56	95	48	8	3,045	2,855	308	50	2,569	2,700	108	75																	
36	6	1	149	59	146	58	2	1	1	...	249	80	102	31	92	23	55	23																	
24	1	...	131	44	124	36	5	7	2	1	713	158	337	109	307	49	19	...																	
2	36	6	33	6	3	...	1,790	576	1,358	442	198	56	234	78																	
6	1,031	473	993	157	22	10	16	6																	
150	8	17	1,415	648	1,339	568	16	5	60	75	3,038	989	1,270	416	1,803	408	465	165																	
26	56	25	46	25	1	...	9	...	219	79	128	43	45	11	46	25																	
61	5	6	496	71	173	45	8	...	15	26	997	290	326	110	401	124	180	56																	
35	3	11	1,048	541	1,013	487	7	5	28	49	1,552	531	657	208	664	244	231	79																	
28	115	11	107	11	8	...	360	89	159	55	193	29	8	5																	
81	29	10	111	29	101	20	8	9	2	...	7,503	2,531	5,851	1,845	1,312	586	340	100																	
31	3	2	51	14	49	12	1	2	1	...	4,100	1,032	3,138	832	720	145	242	55																	
30	26	8	54	15	46	8	7	7	1	...	3,188	1,417	2,539	983	553	389	96	45																	
...	6	...	6	215	82	174	30	39	52	2	...																	

NOTE.—The title given in the heading below the serial number of each people is only an approximate description

Serial No.	DISTRICT OR STATE.	TOTAL POPULATION.		PEOPLE I.		PEOPLE II.		PEOPLE III.		PEOPLE IV.	
		Males.	Females.	Birma and Mon Groups.		Christian Karens.		Non-Christian Karens.		Other Indigenous Races.	
				Males.	Females.	Males.	Females.	Males.	Females.	Males.	Females.
1		2	3	4	5	6	7	8	9	10	11
	PROVINCIAL TOTAL ...	6,735,516	6,433,583	4,412,232	4,586,521	88,879	89,346	523,237	518,894	871,897	874,840
	DIVISIONAL BURMA ...	5,991,623	5,706,785	4,315,496	4,492,189	81,193	81,668	421,201	412,843	380,293	382,329
	Arakan Division ...	472,227	437,019	288,476	296,209	48	6	21	2	43,641	41,676
1	Akyah ...	109,564	106,866	151,466	151,481	1	2	22,170	20,065
2	Hill District of Arakan ...	107,790	101,124	...	1,079	1	...	9,110	8,947
3	Kyaukpadaung ...	66,501	103,704	81,831	93,533	8,406	7,825
4	Sandoway ...	55,304	56,725	48,980	50,210	47	4	20	2	3,955	3,939
	Pegu Division ...	1,258,914	1,050,379	847,844	857,934	15,428	15,952	50,989	51,862	18,706	17,789
5	Rangoon Town ...	231,959	107,273	52,543	50,675	843	771	165	144	251	275
6	Insein ...	1,67,701	1,62,289	107,550	104,168	6,272	6,498	11,887	12,442	2,886	2,863
7	Hanthawaddy ...	2,17,943	1,63,381	132,988	128,630	742	680	13,133	13,326	3,026	3,075
8	Iharrwaddy ...	146,200	2,61,165	217,943	22,5913	3,283	3,053	10,136	10,245	2,464	2,450
9	Pegu ...	235,24	2,0,206	172,994	170,597	4,227	4,298	13,885	13,786	4,140	3,543
10	Prome ...	132,803	188,772	105,926	177,741	61	52	1,783	1,919	5,939	5,733
	Irrawaddy Division ...	1,048,377	981,667	764,353	768,585	38,962	40,233	148,070	146,988	2,947	2,510
11	Bassan ...	25,947	236,526	172,332	173,340	15,501	15,940	39,230	40,992	594	452
12	Henzada ...	27,4430	277,481	230,065	247,365	5,093	5,506	18,903	19,427	1,949	1,730
13	Myanungmya ...	107,757	1,3,794	122,572	110,984	9,862	10,103	42,079	42,072	109	100
14	Maubun ...	108,513	161,593	102,778	115,978	5,554	5,757	40,301	36,781	40	48
15	Pyawon ...	159,721	132,273	122,906	114,915	2,952	2,927	7,557	7,666	255	180
	Tonasserim Division ...	817,445	766,078	458,635	452,113	24,705	24,520	220,163	212,476	28,086	24,267
16	Toungoo ...	19,5505	181,378	125,121	126,417	16,833	16,968	25,283	23,471	8,334	7,247
17	Salween ...	20,811	23,568	1,116	799	430	314	21,853	20,714	2,534	1,583
18	Thabe ...	22,909	22,591	91,239	80,118	1,037	1,735	121,789	118,458	4,109	3,435
19	Amherst ...	223,48	191,562	131,440	126,483	1,860	1,725	40,852	39,205	6,740	6,199
20	Tavoy ...	80,994	75,792	68,224	68,766	1,058	1,088	4,073	4,163	50	21
21	Mergui ...	72,878	62,587	41,492	40,530	2,887	2,690	6,313	6,165	6,185	5,782
	Magwe Division ...	705,247	733,527	645,497	686,473	195	29	59	24	40,488	42,321
22	Thayetmy ...	125,267	130,123	111,783	118,101	37	6	21	12	10,390	10,456
23	Pakokku ...	221,743	241,828	212,715	231,515	81	3	10	...	9,304	9,753
24	Munbu ...	124,195	130,207	120,850	128,059	30	4	10	12	10,358	10,949
25	Magwe ...	211,680	211,506	200,911	203,755	44	13	12	...	782	1,050
26	Pakokku Hill Tracts ...	9,240	10,203	83	43	3	3	9,599	10,123
	Mandalay Division ...	435,891	413,467	229,495	233,978	626	163	134	28	148,626	151,917
27	Mandalay ...	182,990	174,622	113,142	152,280	72	67	7	11	3,953	1,935
	<i>Mandalay City</i> ...	77,293	71,154	57,043	59,099	44	44	6	11	274	177
28	Bhamo ...	56,888	50,972	13,232	11,891	195	41	11	...	38,835	49,630
29	Myittha ...	63,119	51,063	17,793	16,164	28	17	20	2	36,343	35,109
30	Katha ...	125,441	125,281	54,960	53,620	331	38	96	10	66,441	68,085
31	Putto ...	4,111	3,520	68	23	3,054	3,258
	Sagaing Division ...	641,290	709,106	527,529	599,245	218	72	66	20	96,762	100,919
32	Shwabo ...	181,708	206,576	177,977	201,967	112	26	29	16	68	16
33	Sagaing ...	155,054	171,854	151,427	169,533	10	14	27	...	354	373
34	Lower Chindwin ...	136,093	150,187	154,522	185,511	43	21	1	2	29	15
35	Upper Chindwin ...	90,713	88,532	13,547	42,203	43	5	9	2	43,472	45,194
36	Chin Hills ...	54,122	55,957	56	31	10	6	52,839	55,321
	Meiktila Division ...	582,229	615,542	553,667	597,652	1,011	693	1,699	1,498	1,092	980
37	Kyaukse ...	70,449	72,228	66,345	68,662	16	22	1	...	75	60
38	Meiktila ...	137,513	152,324	132,938	149,264	221	17	61	194	65	27
39	Yamethin ...	106,013	102,276	144,653	151,530	762	645	1,635	1,305	941	890
40	Myingyan ...	213,294	228,714	210,631	227,896	12	9	2	2	11	3
	EASTERN STATES ...	743,893	726,798	96,736	94,332	7,686	7,678	102,036	106,051	491,804	492,511
41	Northern Shan States ...	285,700	275,523	24,150	22,274	65	19	685	380	222,757	227,293
42	Southern Shan States ...	427,064	420,551	71,250	71,007	2,920	2,780	84,092	85,359	261,631	258,890
43	Karenni ...	31,129	32,721	1,336	1,051	4,701	4,879	17,259	20,312	7,216	6,328

T IV.—Peoples.

persons included in that people. For a more precise description see the lower part of the next page.

PEOPLE V.		PEOPLE VI.		PEOPLES VII AND VIII.				PEOPLES IX AND X.				PEOPLES XI AND XII.		PEOPLE XIII.		Serial No. of District or State (col. 1).
Chinese.		Burma Moslems.		Other Mahomedans (i.e. all not in People V or VI).				Hindus, Indian Animists, Sikhs, Aryas and Brahmins.				European and allied races and Anglo-Indians.		Others.		
Males.	Females.	Males.	Females.	VII—Born in Burma.		VIII—Born outside Burma.		IX—Born in Burma.		X—Born outside Burma.		Males.	Females.	Males.	Females.	
12	13	14	15	16	17	18	19	20	21	22	23	24	25	26	27	
101,877	47,183	57,869	59,388	109,382	108,664	146,200	17,572	53,892	45,871	333,539	63,116	14,573	10,432	21,939	11,756	
70,977	25,049	57,339	59,006	108,975	108,027	143,824	17,331	52,800	44,874	323,720	61,712	14,144	10,167	21,561	11,590	
638	178	14,968	13,491	79,248	77,428	27,894	5,710	1,044	887	14,072	720	274	142	1,910	570	
480	152	12,721	11,035	77,773	75,748	26,242	5,442	888	707	12,935	590	250	125	1,718	550	1
...	6	2	37	1	121	105	293	71	8	1	135	17	2
88	17	243	193	1,242	1,472	1,095	234	45	3	600	22	5	2	34	3	3
65	9	2,002	2,263	227	206	520	33	10	17	344	28	11	14	23	...	4
29,294	11,887	8,246	8,509	8,822	8,980	60,589	6,679	25,469	21,289	174,344	36,644	8,225	6,017	10,958	6,907	
15,928	7,891	4,220	4,338	4,033	3,843	41,132	4,225	6,805	5,977	96,435	16,067	6,457	5,081	7,377	5,986	5
2,614	709	524	510	1,426	1,446	3,435	643	3,043	2,381	15,961	3,449	524	508	672	372	6
3,272	941	1,558	1,248	983	1,395	7,010	617	6,727	5,658	30,014	6,723	451	224	2,037	1,064	7
1,888	508	786	737	433	633	2,504	315	822	623	6,721	1,120	76	55	105	46	8
4,467	1,513	600	623	1,349	1,414	4,991	700	7,571	6,151	20,617	7,388	146	112	637	261	9
1,125	325	558	1,053	593	249	1,517	179	501	409	4,596	907	69	37	130	78	10
18,891	8,469	8,504	8,561	4,578	4,980	20,434	1,207	4,430	3,102	48,016	5,376	412	281	3,785	1,525	
3,146	812	2,008	2,016	685	669	4,355	217	807	589	12,561	1,221	234	137	491	138	11
1,594	409	388	446	1,050	1,168	1,875	274	60	419	5,577	621	72	54	237	62	12
3,657	834	640	585	1,223	1,573	7,111	303	503	386	8,361	636	38	10	602	202	13
2,015	372	356	391	944	1,052	3,007	207	487	361	5,573	518	39	15	389	83	14
3,479	1,042	82	123	671	468	4,086	206	1,997	1,347	10,941	2,347	29	9	2,016	1,010	15
8,203	6,546	12,373	18,659	9,724	8,841	16,948	1,518	12,229	10,688	45,048	9,289	1,411	1,824	1,925	892	
1,107	653	882	1,406	1,241	899	3,310	331	3,110	2,049	10,451	3,410	293	391	534	236	16
112	5	20	25	31	41	358	13	30	21	277	27	11	2	39	24	17
3,002	1,423	2,114	2,607	1,874	1,504	4,883	287	4,264	3,788	10,684	2,615	40	22	274	109	18
5,091	3,342	5,818	5,803	4,174	4,109	6,244	497	4,488	3,629	15,078	2,343	757	780	672	447	19
2,493	222	727	873	161	117	947	39	107	121	2,800	249	150	76	144	57	20
3,398	901	2,812	2,855	2,243	2,171	1,221	346	170	130	5,755	645	160	53	262	10	21
1,451	307	1,188	1,262	769	718	3,495	814	1,089	785	9,973	886	569	192	524	216	
282	79	437	551	242	231	495	35	402	335	1,052	250	42	20	100	47	22
230	36	123	133	118	144	457	44	101	52	674	104	42	17	88	27	23
417	90	250	230	95	108	497	42	189	122	1,667	102	45	11	61	18	24
522	102	373	348	314	233	2,041	192	373	254	6,461	352	438	144	285	123	25
...	2	5	1	24	22	119	18	2	1	26
7,178	2,067	7,027	7,908	1,880	2,058	8,578	1,080	5,761	5,840	22,238	5,485	2,651	1,882	1,710	1,091	
1,846	420	6,436	7,297	1,352	1,438	5,829	779	3,604	3,860	12,670	2,833	2,380	1,708	1,408	994	27
1,448	327	4,626	5,368	686	832	4,267	516	2,166	2,514	5,715	1,281	867	744	601	406	
2,207	622	175	145	117	136	1,249	121	229	169	1,404	240	70	32	74	45	28
1,999	294	149	186	112	100	634	97	1,332	1,300	4,857	1,616	71	49	81	29	29
1,952	719	266	280	298	378	836	60	497	397	2,511	686	124	91	132	17	30
174	12	1	...	1	1	25	3	99	114	701	110	6	2	15	6	31
805	198	1,846	2,098	2,619	3,072	2,574	279	1,841	1,302	6,887	1,621	228	131	320	149	
358	83	681	742	2,337	2,827	885	119	363	299	1,727	388	77	47	94	47	32
118	19	1,006	1,136	72	57	475	55	363	333	1,004	262	49	32	89	40	33
188	61	61	91	141	92	592	48	132	109	890	184	37	17	57	36	34
107	16	96	129	58	82	604	54	456	223	2,207	587	43	16	71	21	35
34	19	2	...	11	14	18	3	327	338	792	200	17	19	9	6	36
1,522	397	8,194	8,518	1,840	2,005	8,422	569	1,187	1,051	8,347	1,891	879	248	419	240	
178	64	2,600	2,759	114	38	176	47	140	126	714	106	29	13	47	31	37
346	41	856	1,046	616	714	891	154	270	300	1,910	392	154	101	145	77	38
705	195	4,583	4,464	514	1,239	1,786	308	512	492	4,513	993	158	121	151	94	39
299	97	155	249	96	14	569	60	215	133	1,190	200	38	13	76	38	40
30,800	22,134	530	382	407	637	2,276	241	1,082	987	9,819	1,404	429	285	378	166	
28,928	21,754	191	149	183	147	1,399	141	411	409	6,190	753	209	149	142	55	41
1,773	362	318	205	197	436	778	91	669	573	3,087	627	119	113	230	111	42
199	18	21	28	27	54	99	9	12	15	242	24	11	3	6	...	43

IMPERIAL TABLE XIII—Race. PART V.—Classification by People and Religion.

The titles of Peoples in column 2 are approximately correct abbreviations of the full descriptions given in Note 9 which is printed below the table. The upper line of figures for each people represents males; the lower line in italics, females.

No.	People. Title.	Total for all religions.	Buddhists.	Animists.	Hindus.	Mahomedans.	Christians.	Others.
1	2	3	4	5	6	7	8	9
	Total	{ 6,735,516 <i>6,432,883</i>	5,525,159 <i>5,676,784</i>	369,188 <i>333,399</i>	378,177 <i>106,255</i>	314,507 <i>186,065</i>	132,408 <i>124,608</i>	15,967 <i>6,472</i>
I	Burma and Mon Groups	{ 4,412,232 <i>4,586,521</i>	4,382,832 <i>4,555,629</i>	22,351 <i>22,560</i>	7,049 <i>8,332</i>	..
II	Christian Karens	{ 88,879 <i>89,346</i>	88,879 <i>89,346</i>	..
III	Non-Christian Karens	{ 523,237 <i>518,894</i>	475,514 <i>468,364</i>	47,723 <i>50,530</i>
IV	Other Indigenous Races	{ 871,807 <i>874,340</i>	641,393 <i>641,531</i>	223,393 <i>226,265</i>	7,111 <i>7,043</i>	..
V	Chinese	{ 101,877 <i>47,183</i>	19,282 <i>9,677</i>	70,716 <i>32,624</i>	..	1,076 <i>441</i>	839 <i>274</i>	9,954 <i>4,167</i>
VI	Burma Moslems	{ 57,869 <i>59,388</i>	57,869 <i>59,388</i>
VII	Other Mahomedans	{ Born in Burma. { 109,382 <i>108,664</i>	109,382 <i>108,664</i>
VIII		{ Born outside Burma. { 146,200 <i>17,572</i>	146,200 <i>17,572</i>
IX	Hindus, Indian Animists, etc.	{ Born in Burma. { 53,892 <i>45,871</i>	..	751 <i>546</i>	52,635 <i>44,870</i>	506 <i>455</i>
X		{ Born outside Burma. { 333,539 <i>63,316</i>	..	4,254 <i>874</i>	325,542 <i>61,385</i>	3,743 <i>857</i>
XI	European and allied races	{ 6,115 <i>2,202</i>	4	6,084 <i>2,198</i>	37 <i>4</i>
XII	Anglo-Indians	{ 8,458 <i>8,250</i>	11 <i>16</i>	8,444 <i>8,214</i>	3 <i>..</i>
XIII	Others	{ 21,939 <i>11,756</i>	6,123 <i>1,567</i>	14,092 <i>9,201</i>	1,724 <i>988</i>

NOTE 9.—The titles of the peoples in Parts IV and V give a short approximate description of their constitutions. More precise descriptions are given below, and the racial composition of each people is shown numerically in the Appendix to Imperial Table XX:—

- I.—All Buddhists, Animists and Christians of the Burma and Mon Groups (A and K) and also Buddhists and Animists of all races in Group S. (Christians of Group S are in People XIV).
- II.—Christian Karens (Christians of Group N).
- III.—All non-Christian Karens, except Hindus and Mahomedans. (No Hindu or Mahomedan Karens were recorded.)
- IV.—All persons of indigenous races (*i.e.*, Groups A to O) except Hindus, Mahomedans and persons included in Peoples I to III.
- V.—Yunnanese and all other Chinese of whatever religion.
- VI.—Mahomedan Zerbadis* and Arakan-Mahomedans.
- VII. } Mahomedans other than Chinese, { VII Born in Burma †.
- VIII. } Zerbadis and Arakan Mahomedans { VIII Born outside Burma †.
- IX. } Hindus, Animists of an Indian race, { IX Born in Burma †.
- X. } Sikhs, Aryas and Brahmos { X Born outside Burma †.
- XI.—European and allied races as defined in Imperial Table XVI.
- XII.—Anglo-Indians, including all persons descended partly from persons of Peoples I to X or of Indian races of People XIII and partly from persons of People XI.
- XIII.—All others. In particular this people includes all Armenians and all Indian and Zerbadi* Christians and the Goa-Portuguese described in the note to Part A of Imperial Table XVI, as well as all Jains, Jews and Parsis, and all other races of Group Z.

* This term Zerbadi is used to represent the persons of mixed Indian and indigenot's descent who are often called Burma Muslims or Pathis but are more commonly known by this description, which has the advantage of including those of similar descent who are not Mahomedans.

† *Burma* here represents, as everywhere in this report, the whole province, including the Shan States and Karenni.

IMPERIAL TABLE XIV.

Age and Civil Condition by Sex amongst Selected Races.

- NOTE 1.**—This table supplements Imperial Tables VIIA and VIIB which show age, sex and civil condition by religion, and it is presented in two parts. Part I gives the statistics for samples of the indigenous, race-groups or races and of the Yünnanese, Other Chinese, Mahomedan Zerbadis and Arakan-Mahomedans respectively; while Part II gives them for samples of the six Indian races most largely represented in Burma.
- NOTE 2.**—In both parts of the table the statistics relate to a representative sample of each race defined by an area of enumeration consisting of whole districts. In Part I the districts selected for each race are generally those in which the principal part of that race was enumerated, and in some cases separate statistics are given for one race in two or more areas in which the statistics indicate that for the subject of this table conditions are different; in the case of the Karens twelve districts shown in the table have been selected in which one or other kind of Karen is numerous, and statistics have been given for each kind throughout all those districts. In Part II the samples represented are those for whom statistics of birth-places are given in Imperial Table XII, and the title-page of that table should be consulted for particulars.
- NOTE 3.**—The letters and numbers prefixed to the names of race-groups and races in the first column of the table are the group-letters and numbers assigned to each in Imperial Table XIII and serve to identify them in that table.
- NOTE 4.**—The age recorded was the number of completed years. The age-group represented by 5-10 in the table includes all who had completed five but had not yet completed ten years of age; and the other age-groups have a parallel interpretation.
- NOTE 5.**—Similar statistics are given for certain races in some districts separately in Provincial Table IV and for certain races in some towns in Provincial Table V. Imperial Tables VIA or VI B and XIII show also that in some districts one or other religion is almost confined to one race, so that the statistics given in Imperial Table VII B for those districts and that religion may be regarded with sufficient accuracy as proportional statistics for that race. Statistics for age, but not for civil condition, are given for Europeans, Anglo-Indians and Armenians in Imperial Table XVI.



IMPERIAL TABLE XIV.—Age, Sex and Civil Condition for

Description of Sample.					Unmarried.					
Race.	Religion.	Districts.	Sex.	Total persons.	All ages.	Age 0	1-5	5-10	10-15	12-15
1	2	3	4	5	6	7	8	9	10	11
A2 A3 A4	Arakanese, and Yanbye and Chaungtha.	Buddhist ... Akyab, Kyaukpyu, and Sandoway.	M	246,570	127,215	5,626	23,707	32,658	13,297	16,773
			F	254,351	111,527	6,077	24,076	32,214	12,460	15,486
A9	Danu ...	Buddhist ... N. and S. Shan States.	M	35,004	21,019	1,108	3,533	4,732	1,683	2,503
			F	36,190	18,383	1,187	3,043	4,762	1,784	2,409
A10	Intha ...	Buddhist ... Southern Shan States	M	26,088	15,247	573	2,427	3,615	1,467	1,780
			F	27,036	13,919	622	2,391	3,624	1,295	1,705
A11	Taungyo ...	Buddhist ... Southern Shan States.	M	11,762	6,816	563	810	1,681	650	755
			F	11,683	6,083	580	869	1,524	628	833
B7	Akha ...	Animist ... Southern Shan States.	M	18,225	8,784	100	1,413	2,364	812	935
			F	15,848	6,066	102	1,420	1,954	549	707
C	Kuki-Chin Group	Animist ... Ten districts shown in the three follow- ing entries.	M	102,707	57,922	0-5	13,261	14,014	6,280	5,653
			F	104,293	52,154	13,526	14,067	5,795	4,990	
			M	70,081	40,501	9,009	9,844	4,477	3,658	
			F	72,989	37,674	9,401	9,746	4,160	3,270	
			M	24,063	13,062	3,252	3,157	1,353	1,413	
			F	22,748	10,534	3,073	3,309	1,186	1,231	
E	Kachin Group	Animist ... Bhamo, Myitkyina and Northern Shan States.	M	63,520	35,645	6,132	7,727	3,292	3,186	
			F	69,868	31,233	6,695	7,440	3,210	2,938	
			M	27,158	14,773	415	2,624	3,687	1,426	1,141
			F	29,544	12,933	480	2,663	3,240	1,306	961
I	Tai Group (Shans, etc.).	Buddhist ... Bhamo, Myitkyina, Katha and Upper Chindwin.	M	112,979	62,123	2,897	11,182	14,486	5,734	7,191
			F	115,555	57,162	3,438	11,908	15,269	5,641	7,318
I	Tai Group (Shans, etc.) other than Khun.	Buddhist ... N. and S. Shan States.	M	321,481	174,720	7,559	30,022	40,009	14,308	19,631
			F	326,849	146,448	8,004	31,162	40,455	14,455	16,816
I7	Khun ...	Buddhist ... Southern Shan States.	M	16,329	8,429	285	1,478	1,768	709	1,212
			F	17,014	7,309	309	1,568	1,945	630	847
K1	Talaing ...	Buddhist ... Amherst and Thaton.	M	129,577	79,812	3,994	16,129	19,078	6,980	9,299
			F	126,090	71,399	4,015	15,706	18,144	6,288	9,088
L10	Palaung and Pale	Buddhist ... Northern Shan States.	M	52,322	30,408	1,135	5,418	6,556	3,037	2,779
			F	52,819	27,360	1,191	5,782	6,466	2,973	2,677

Selected Races. PART I.—Indigenous and closely related races.

[Continued on next page.]

				Married.							Widowed or divorced.						
15-20	20-40	40-60	60 and over.	All ages.	Age 10-12	12-15	15-20	20-40	40-60	60 and over.	All ages.	Age 12-15	15-20	20-40	40-60	60 and over.	
12	13	14	15	16	17	18	19	20	21	22	23	24	25	26	27	28	
22,282 14,577	11,191 5,546	1,252 728	449 303	101,365 102,371	...	21 209	1,836 9,795	54,707 60,291	35,052 27,770	9,749 4,165	17,979 40,453	...	231 1,723	7,409 11,453	6,260 15,051	4,079 12,184	
3,647 2,985	3,288 1,489	426 182	99 62	12,374 12,769	150 935	5,835 7,430	5,037 3,861	1,352 537	2,511 5,038	...	20 135	695 1,213	1,037 1,917	759 1,773	
2,556 2,187	2,505 1,652	257 322	67 121	9,157 9,246	147 874	4,877 5,562	3,394 2,479	739 331	1,684 3,871	...	10 76	478 927	719 1,690	477 1,178	
1,148 1,041	1,059 539	119 60	31 19	4,154 3,899	56 282	2,070 2,337	1,661 1,133	367 147	792 1,707	...	7 17	240 351	361 752	184 587	
1,976 1,006	1,117 296	53 24	14 8	8,133 7,958	266 508	4,877 5,081	2,412 2,225	578 344	1,308 1,824	...	29 1	511 326	464 813	304 684	
8,916 7,265	9,134 5,397	40 and over. 664 1,114		40,107 41,372	...	8 53	673 2,849	20,823 26,785	18,603 11,685	4,678 10,767	...	85 124	1,668 2,390	40 and over. 2,925 8,253			
6,361 5,397	6,648 4,708	504 992	...	26,738 27,514	...	8 19	358 1,616	13,809 18,135	12,563 7,744	2,842 7,801	...	57 66	987 1,798	1,798 5,937			
1,791 1,218	1,984 446	112 71	...	9,690 10,214	248 986	5,064 6,452	4,378 2,749	1,311 2,000	...	22 42	519 392	770 1,566			
764 650	502 243	48 51	...	3,679 3,044	67 247	1,950 2,198	1,662 1,192	525 966	...	6 16	162 200	357 750			
5,863 5,167	8,908 5,138	537 645	...	25,547 27,126	459 1,679	12,453 17,652	12,635 7,770	2,328 11,509	...	11 22	727 2,347	1,590 9,140			
2,210 1,969	3,014 2,046	224 201	32 67	11,517 11,704	180 679	5,638 7,324	4,433 3,109	1,260 592	868 4,907	...	4 20	296 876	425 1,892	143 2,119	
9,722 8,784	9,599 3,894	1,016 575	296 335	45,002 45,382	763 3,109	23,073 27,038	17,474 13,620	3,692 1,589	5,854 13,011	...	45 209	1,815 2,613	2,292 5,306	1,702 4,883	
29,491 22,154	30,362 11,441	2,612 1,225	726 736	124,227 126,662	...	2 170	1,731 11,377	58,241 74,505	50,467 35,783	13,787 4,827	25,474 53,739	...	301 1,882	9,642 12,708	9,202 18,874	6,329 20,271	
1,400 1,416	1,410 496	133 64	34 34	6,798 7,151	69 407	3,455 4,483	2,757 2,041	517 220	1,202 2,554	...	6 40	424 634	367 927	305 953	
13,048 11,767	9,848 5,674	1,065 494	371 229	44,091 45,583	489 2,454	24,209 28,017	14,794 12,907	4,599 2,200	5,674 9,108	...	28 185	1,499 2,360	2,075 3,373	2,072 3,190	
5,036 4,669	5,748 3,052	508 334	191 216	18,958 19,211	...	2 22	165 1,070	9,236 11,718	7,035 4,600	2,520 1,801	2,956 6,248	...	17 70	863 1,403	1,111 2,304	965 2,471	

IMPERIAL TABLE XIV.—Age, Sex and Civil Condition for

Description of Sample.					Unmarried.						
Race.	Religion.	Districts.	Sex.	Total persons.	All ages.	Age 0	1-5	5-10	10-12	12-15	
1	2	3	4	5	6	7	8	9	10	11	
N1	Karen (unspecified kind*).	Buddhist ...		M	11,141	7,130	225	1,390	1,563	688	723
				F	10,871	6,747	226	1,405	1,520	659	692
	Do.	Christian †		M	10,404	6,117	252	1,058	1,377	584	791
				F	10,525	5,724	257	1,048	1,336	585	661
N2	Sgaw	Buddhist ...		M	133,234	80,358	3,159	15,413	17,606	7,242	8,810
				F	132,693	74,225	3,420	15,476	17,052	7,055	7,842
	Do.	Christian †		M	41,387	24,565	947	4,372	5,100	2,177	2,999
				F	43,146	24,827	937	4,600	5,389	2,104	2,959
N9	Pwo	Buddhist		M	187,779	114,157	4,465	21,081	25,593	10,355	12,743
				F	183,114	99,995	4,390	21,081	22,609	9,335	11,949
	Do.	Christian †		M	12,900	7,683	295	1,407	1,709	718	1,011
				F	12,996	7,442	291	1,407	1,792	644	916
N various.	Other Karens	Buddhist ... (See note in column 3.)		M	7,759	4,340	187	772	919	323	439
				F	7,438	3,768	167	579	884	335	439
	Do.	Christian †		M	7,016	4,257	137	684	934	394	558
				F	6,967	3,893	132	684	914	391	471
N11	Taungthu	Buddhist ..	Thaton ...	M	26,813	15,658	760	2,935	3,381	1,503	1,827
				F	25,845	13,592	773	2,856	3,031	1,237	1,739
	Do.	Do. ...	Southern Shan States.	M	73,408	43,101	1,824	7,204	9,893	4,138	5,181
				F	75,122	38,557	2,077	7,187	10,273	3,935	4,654
N15	Karenni	Animist ...	Karenni States	M	12,043	7,112	317	1,718	1,968	706	742
				F	14,976	7,512	361	1,772	1,981	646	769
R1	Yunnanese	All except Mahomedans	Northern Shan States.	M	28,391	15,097	9,943	3,505	1,251	1,368	
				F	21,637	10,047	3,031	3,167	956	1,050	
R2	Other Chinese	All ...	The whole province	M	66,125	34,708	4,561	4,604	1,758	2,554	
				F	23,703	13,104	3,565	3,443	1,221	1,663	
S2	Zerbadi	Mahomedan	The whole province	M	45,129	29,103	1,402	5,822	6,882	2,590	3,650
				F	48,253	26,519	1,465	5,624	6,916	2,173	3,766
S1	Arakan-Mahomedans		The whole province	M	12,740	7,240	299	1,329	1,798	703	945
				F	11,035	5,586	314	1,479	1,921	683	720

* That is, described only as *Karen* in the enumeration-record without specification of a particular kind of *Karen*.
† See the appendix to this table for tabulation by sect.

Selected Races. PART I.—Indigenous and closely related races—concluded.

				Married.								Widowed or divorced.					
15-29	20-40	40-60	60 and over.	All ages.	Age 10-12	12-15	15-20	20-40	40-60	60 and over	All ages.	Age 12-15	15-20	20-40	40-60	60 and over.	
10	13	14	15	16	17	18	19	20	21	22	23	24	25	26	27	28	
1,012	1,391	121	18	3,732	36	1,680	1,348	268	679	...	1	179	325	174	
1,057	667	93	28	3,597	180	9,385	925	107	927	...	5	170	455	297	
918	1,036	67	10	3,867	37	2,140	1,365	325	470	138	168	114	
978	813	81	25	3,854	266	2,006	1,008	74	947	...	16	204	499	228	
19,600	15,767	1,380	351	44,225	1	5	372	23,064	15,897	4,954	6,531	...	10	1,606	2,773	2,172	
11,883	10,106	1,063	328	46,667	...	10	2,364	20,410	12,928	1,955	11,801	...	76	2,707	5,155	3,861	
4,026	4,538	327	85	14,934	...	2	117	7,529	5,714	1,572	1,888	493	769	626	
4,349	3,705	691	103	14,725	536	9,143	4,273	773	3,594	...	23	750	1,045	1,170	
18,713	18,755	1,973	479	65,158	...	4	1,029	35,802	21,920	6,403	8,464	2	31	2,200	3,437	2,794	
17,186	11,818	1,234	393	68,544	...	7	3,139	42,503	19,642	3,203	14,575	...	135	3,379	6,036	5,025	
1,233	1,185	98	31	4,565	44	2,462	1,591	468	652	...	1	148	290	213	
1,310	952	106	21	4,641	189	2,851	1,389	212	913	...	15	213	382	303	
668	910	93	29	2,979	46	1,563	1,031	339	440	...	4	137	179	120	
611	639	65	19	2,770	208	1,722	736	104	900	...	6	280	391	220	
613	843	55	15	2,027	26	1,179	714	108	732	119	382	231	
680	511	68	18	2,310	...	3	128	1,585	548	40	758	...	3	215	391	149	
2,471	2,468	250	61	9,431	116	5,172	3,173	970	1,724	...	3	484	697	540	
2,326	1,388	154	88	9,519	...	11	644	6,000	2,551	313	2,734	...	42	697	1,169	816	
7,167	6,587	653	154	25,670	330	12,503	10,082	2,755	4,637	...	45	1,576	1,627	1,387	
6,082	3,691	494	194	25,827	...	41	1,870	15,332	7,490	1,085	10,738	...	262	2,703	4,084	3,689	
809	791	49	12	4,107	25	2,770	1,441	171	524	...	13	193	210	108	
1,013	941	67	22	4,583	221	3,373	920	69	2,851	...	30	924	1,404	493	
2,522	2,691	814	...	11,548	...	6	322	2,910	8,310	1,749	1,749	...	15	227	1,507	...	
1,345	417	81	...	9,348	...	14	653	6,335	2,316	2,316	2,212	340	1,902	...	
4,318	13,547	3,372	...	28,198	...	14	230	15,278	12,676	3,210	3,210	...	4	990	2,295	...	
1,650	1,286	267	...	8,832	...	29	441	6,089	2,265	1,767	1,767	...	17	427	1,323	...	
4,204	4,092	352	99	14,208	...	10	289	8,309	4,478	1,122	1,818	...	17	598	652	551	
3,534	2,523	420	108	16,900	...	11	1,671	10,987	3,739	492	1,924	...	84	1,278	2,053	1,509	
1,074	1,008	57	27	4,538	...	1	96	2,616	1,128	397	952	...	6	374	387	195	
225	133	34	17	4,267	3	68	857	2,618	650	71	1,182	13	61	325	512	271	

IMPERIAL TABLE XIV.—Age, Sex and Civil Condition

NOTE 1.—The statistics in this table represent the total of the specified races in the following districts: Akyab

NOTE 2.—The entries *In* and *Out* in column 3 relate to persons

Selected Indian Races in the districts noted above.				Total persons.	Unmarried.					
Race.	Religion.	Birth-place (see note 1 above).	Sex.		All ages.	Age 0	1-5	5-10	10-14	14-15
1	2	3	4	5	6	7	8	9	10	11
Bengali	Hindus and Animists	In	M	900	759	80	227	226	59	43
			F	698	576	73	208	199	44	32
	Out	M	9,155	3,671	24	101	139	99	152	
		F	1,560	413	20	96	127	45	43	
Mahomedans ...	In	M	M	11,919	7,680	310	1,651	2,135	772	838
			F	10,160	5,666	315	1,496	1,946	612	659
	Out	M	28,393	11,891	28	171	268	193	515	
		F	2,308	633	17	114	189	90	82	
Chittagonian	Hindus and Animists	In	M	196	114	6	31	26	12	14
			F	128	75	5	26	26	3	5
	Out	M	4,677	1,660	5	18	27	26	59	
		F	120	28	2	12	10	2	1	
Mahomedans ...	In	M	M	71,843	46,421	2,145	12,174	13,694	4,763	5,589
			F	70,705	38,082	1,931	10,019	13,564	4,020	3,802
	Out	M	44,330	16,912	30	221	340	271	747	
		F	4,270	812	13	146	265	110	123	
Hindustani	Hindus and Animists	In	M	10,509	8,117	351	2,303	2,389	643	589
			F	6,779	5,266	344	1,802	1,832	508	381
	Out	M	53,606	20,089	64	435	660	477	783	
		F	8,591	1,753	46	328	457	196	134	
Mahomedans ...	In	M	M	2,311	1,704	96	356	407	159	154
			F	2,078	1,330	94	410	304	121	125
	Out	M	14,974	4,900	10	106	212	171	317	
		F	2,667	424	11	84	135	47	30	
Oriya	Hindus and Animists	In	M	1,000	808	37	177	123	65	63
			F	512	393	24	143	121	39	36
Out	M	31,314	16,292	5	71	166	297	815		
	F	1,790	252	9	37	62	25	24		
Tamil	Hindus and Animists	In	M	18,359	15,110	712	3,494	4,053	1,331	1,622
			F	16,494	11,777	801	3,592	4,054	1,158	1,130
	Out	M	44,828	21,134	75	771	1,268	794	1,379	
		F	18,435	3,754	114	652	1,006	418	446	
Mahomedans ...	In	M	M	4,177	3,125	166	692	788	279	399
			F	3,700	2,335	138	669	741	220	257
	Out	M	14,183	6,193	9	120	300	343	800	
		F	2,466	568	12	95	163	64	76	
Telugu	Hindus and Animists	In	M	9,743	7,697	455	1,835	1,999	633	700
			F	7,683	5,539	459	1,843	1,845	497	408
	Out	M	98,865	32,657	75	681	1,578	1,220	2,222	
		F	16,094	3,216	81	649	905	311	307	

for Selected Races. PART II.—Indian Races.

Rangoon, Insein, Hanthawaddy, Pegu, Bassein, Myaungmya, Pyapôn, Toungoo, Thatôn, Amherst, Mandalay and Yamèthin.
 born in Burma and persons born outside Burma respectively.

				Married.								Widowed or divorced.					
15-20	20-40	40-60	60 and over.	All ages.	Age 10-12	12-15	15-20	20-40	40-60	60 and over.	All ages	Age 12-15	15-20	20-40	40-60	60 and over.	
12	13	14	15	16	17	18	19	20	21	22	23	24	25	26	27	28	
47	71	5	1	124	2	86	39	4	17	8	5	4	
7	9	3	1	99	...	4	24	66	5	...	23	11	8	4	
658	2,297	180	21	5,110	1	4	68	359	1,364	164	374	...	1	190	138	45	
27	50	3	2	1,007	3	17	163	695	1,119	10	140	...	2	44	66	28	
962	894	94	24	3,721	...	6	100	2,403	924	288	515	...	9	257	159	93	
405	188	33	12	3,639	...	42	794	2,321	559	63	805	3	55	259	329	159	
2,015	7,817	754	130	14,655	...	9	258	9,785	3,880	723	1,847	2	24	915	588	318	
53	68	16	4	1,224	...	9	163	817	276	24	391	1	13	84	158	135	
9	14	2	...	69	43	19	7	13	5	6	2	
6	4	44	...	4	7	24	9	...	9	3	2	4	
410	1,043	61	11	2,783	35	1,551	786	111	234	...	2	108	90	34	
...	1	78	16	56	6	...	14	...	1	7	4	2	
5,320	2,575	114	47	23,537	...	28	622	14,617	6,144	2,126	1,885	...	43	827	531	484	
1,804	714	100	48	25,921	...	531	5,056	15,897	4,048	369	6,722	9	262	2,040	2,015	1,796	
3,908	10,548	723	124	25,644	2	13	506	17,066	6,704	1,353	1,774	1	13	844	576	310	
63	73	16	3	2,374	6	36	237	1,290	698	107	1,084	2	13	168	487	414	
620	1,053	148	21	2,152	...	1	364	1,184	498	105	240	...	1	121	76	42	
207	172	17	3	1,330	7	14	288	847	156	18	183	...	10	69	61	44	
2,274	12,922	2,197	277	30,026	8	41	913	10,969	7,868	1,227	3,491	2	42	1,601	1,364	482	
138	353	80	21	6,006	7	16	412	4,163	1,201	208	832	...	16	174	346	296	
213	280	34	5	543	...	2	25	349	137	30	64	...	1	26	24	13	
112	73	1	...	662	...	3	98	458	93	10	86	37	34	15	
736	2,826	436	76	9,220	...	14	284	5,845	2,652	425	854	...	5	375	312	162	
33	67	14	3	1,464	1	9	105	1,948	267	34	179	39	84	56	
90	170	20	3	169	9	110	41	9	23	12	7	4	
17	13	106	28	67	11	...	13	...	1	5	5	2	
2,930	10,550	1,343	115	13,406	3	24	419	9,370	3,321	269	1,616	...	38	884	561	133	
38	55	11	1	745	...	5	60	547	121	12	83	...	1	28	42	12	
1,675	1,975	211	37	2,823	2	5	99	2,007	613	97	426	...	6	172	177	71	
686	311	29	16	4,130	8	37	766	2,904	367	48	587	1	40	262	211	73	
2,937	11,594	1,069	347	20,208	12	14	275	11,206	7,173	1,428	2,986	...	13	911	1,452	610	
391	512	174	41	12,267	6	49	937	8,724	2,307	244	2,114	50	19	524	1,204	617	
399	372	24	6	950	17	641	236	56	102	50	30	22	
201	97	8	4	1,177	1	13	205	792	143	23	188	...	5	77	66	40	
1,486	2,749	315	71	7,430	2	7	103	4,636	2,195	487	560	...	2	199	203	156	
72	68	13	5	1,577	2	12	128	1,985	303	47	321	1	2	62	142	114	
709	1,210	125	31	1,800	3	...	92	1,278	368	59	246	...	1	121	88	36	
328	140	14	5	1,881	11	19	319	1,328	168	36	263	1	12	110	107	33	
5,715	18,046	2,764	296	62,628	19	77	1,703	43,831	15,319	1,679	3,580	1	39	1,467	1,498	575	
246	580	117	20	11,180	39	51	838	8,319	1,721	212	1,638	1	17	425	852	403	

Appendix.—Karen Christians by Sect and Sex and Age.

NOTE.—This table relates to the Christian Karens shown in Part I of the table.

Race.		Sect.	Sex.	All ages.	0-10	10-15	15-20	20-30	30 and over.
1	2	3	4	5	6	7	8	9	10
N1	Karen (unspecified kind).	All	M	10,104	2,687	1,375	979	1,684	3,679
			F	10,525	2,641	1,186	1,260	2,135	3,303
		Anglican	M	1,023	260	155	95	146	367
			F	989	269	108	103	168	341
		Baptist	M	5,653	1,247	735	592	977	2,102
			F	5,735	1,273	669	762	1,199	1,832
		Roman Catholic	M	3,727	1,180	485	292	561	1,209
			F	3,795	1,098	407	395	767	1,128
		Other Sects	M	1	1
			F	6	1	2	...	1	2
N2	Sgaw	All	M	41,387	10,410	5,178	4,143	6,878	14,769
			F	43,146	10,926	5,063	4,908	8,145	14,104
		Anglican	M	398	102	48	39	75	134
			F	443	109	58	56	85	135
		Baptist	M	36,674	9,179	4,582	3,601	6,147	13,075
			F	38,399	9,742	4,497	4,353	7,262	12,545
		Roman Catholic	M	4,229	1,116	535	406	640	1,532
			F	4,270	1,065	504	493	794	1,414
		Other Sects	M	86	22	13	7	16	28
			F	34	10	4	6	4	10
N9	Pwo	All	M	12,900	3,411	1,723	1,278	2,059	4,429
			F	12,996	3,492	1,560	1,514	2,328	4,104
		Anglican	M	481	133	85	42	50	171
			F	450	113	49	54	82	152
		Baptist	M	9,422	2,445	1,248	921	1,520	3,288
			F	9,516	2,517	1,115	1,079	1,656	2,949
		Roman Catholic	M	2,990	833	381	314	487	967
			F	3,214	853	396	378	587	1,000
		Other Sects	M	7	...	1	1	2	3
			F	16	7	...	3	3	3
...	Other Karens	All	M	7,016	1,755	946	669	1,068	2,578
			F	6,967	1,760	865	811	1,391	2,140
		Anglican	M	1,215	336	167	100	162	450
			F	1,266	332	157	143	244	392
		Baptist	M	4,485	1,088	589	432	707	1,669
			F	4,311	1,047	529	495	901	1,339
		Roman Catholic	M	1,316	331	190	137	199	459
			F	1,390	381	179	173	246	411
		Other Sects	M	0
			F	0

IMPERIAL TABLE XV.

Christians classified by Sect and Race.

NOTE 1.—This table consists of two parts. In Part I Christians are divided by race into the four classes: (A) Indigenous races, (B) Europeans and allied races, and Armenians, (C) Anglo-Indians, (D) Others; and each class is classified by sect in every district. In Part II of the table the totals for the province for the more numerous sects are classified in greater detail by race, and the term *Christian Races* is used to include both classes B and C of Part I. The term *Indigenous Races* includes all the races included in groups A to O in the system adopted for Table XIII and described in the preface to that table; it does not include Zerbadis. The term *European and Allied Races* and the term *Anglo-Indian* are explained in Notes 1, 3 and 4 of Table XVI.

NOTE 2.—The table relates to the same area as Table VI, and to the persons tabulated as Christians in that table; the discrepancy between it and Tables VII, VIII and XVI is explained by Note 3 of Table VI and Notes 3 and 4 of Table XVI.

NOTE 3.—The term *Sect* is used in this table as a generic name for the religious classes of the tabulation. The Methodist sect includes Wesleyans and Episcopal Methodists; the Baptist sect includes both English and American Baptists; the Protestant sect consists of those who described themselves only as Protestants without further particularisation; in other cases *Sect* is synonymous with *Church* or *Denomination*.

NOTE 4.—The sects included under *Others* are shown in the following sub-table in the notes to which are given details for the larger contributions to the figures by districts other than Rangoon Town. A similar table for Rangoon Town is given in Note 5. (The letters M and F represent the sexes and A, B, C, D the four classes mentioned in Note 1 above.)

Sect.	Total, all races.		Indigenous races.		Europeans, etc., and Armenians.		Anglo-Indians.		Other races.		See Note.
	M.	F.	M.	F.	M.	F.	M.	F.	M.	F.	
Total ...	723	444	106	58	200	121	45	69	372	196	
Armenian ...	129	99	...	5	110	88	9	6	10	...	a
Congregationalist ...	2	1	2	1	b
Greek ...	41	6	21	...	4	9	16	4	b
Lutheran ...	236	157	10	1	...	1	226	155	c
Minor Protestant Denominations, Seventh Day Adventist ...	235	134	99	50	11	13	22	49	103	22	d
Silein ...	155	112	20	28	11	13	22	49	102	22	d
Protestant ...	80	22	79	22	1	...	e
Salvation Army ...	74	38	5	9	44	17	10	8	15	5	f
	6	15	2	1	2	1	...	3	3	10	

(a) Insein, M: (B, 1C; F: 9B. Tavoy, M: 9B; F: 4B. Mandalay, M: 5B; F: 1A, 12B.

(b) Mandalay, M: 1B, 4C; F: 2C. Shwebo, M: 12D.

(c) The few who are not in Rangoon are widely scattered.

(d) Hanthawaddy, M: 3B, 14D; F: 10D. Myaungmya, M: 77D; F: 12D. Salween, M: 6A, 2B; F: 12A, 2B. Meiktila, M: 7A, 3C, 2D; F: 6A, 1B, 8C.

(e) Hanthawaddy, M: 27. Insein, M: 43, F: 4. Tharrawaddy, M: 5, F: 14. Ma-uhin, M 5, F 4. All are Sgaw Karens with the exception of one Bengali male in Hanthawaddy. The sect is of local origin.

(f) Hanthawaddy, M: 7B, 2C. Magwe, M: 11B, 2C; F: 8B.

NOTE 5.—The details of sects included under *Others* for Rangoon Town are as follows:—

Sect.	Total, all races.		Indigenous races.		Europeans, etc., and Armenians.		Anglo-Indians.		Other races.	
	M.	F.	M.	F.	M.	F.	M.	F.	M.	F.
Total ...	424	307	10	15	139	81	29	41	246	170
Armenian ...	95	71	...	3	88	63	7	5
Greek ...	22	3	18	4	3
Lutheran ...	221	153	5	1	216	152
Seventh Day Adventist ...	36	47	7	9	4	10	16	28	9	...
Protestant ...	44	18	1	2	22	7	6	4	15	5
Salvation Army ...	6	15	2	1	2	1	...	3	2	10

NOTE 6.—Further particulars for Christians of some races will be found in Imperial Table XIII and in Part A-1 of Imperial Table XVI.

IMPERIAL TABLE XV, PART I.—

District or State.		ALL DENOMINATIONS.										
		Total.			Distribution by Race.							
		Persons.	Males.	Females.	Indigenous Races.		European and Allied Races and Armenians.		Anglo-Indians.		Others.	
					Males.	Females.	Males.	Females.	Males.	Females.	Males.	Females.
1	2	3	4	5	6	7	8	9	10	11	12	
Serial No.	Provincial Total	287,106	132,498	124,808	103,030	104,721	6,269	2,361	8,444	8,214	14,746	6,312
	Divisional Burma	234,438	120,675	113,463	82,177	83,971	6,945	2,228	8,230	8,078	14,823	6,185
	Arakan Division	1,724	892	732	682	577	133	27	147	115	136	13
1	Akyab	618	428	190	4	53	121	22	129	103	155	13
2	Hill Dist. of Arakan	14	11	33	1	2	5	1	3	...	1	...
3	Kyaukpyn	136	65	71	89	69	3	...	8	3	1	...
4	Sandoway	956	488	468	477	484	4	4	7	10
	Pegu Division	65,030	34,457	30,573	17,816	18,743	3,297	1,201	5,034	4,918	6,310	5,711
5	Rangoon City	15,278	14,208	11,097	1,429	1,813	2,024	1,004	4,244	4,178	8,711	4,083
6	Insein	15,579	7,068	7,068	6,727	7,040	93	94	437	423	481	334
7	Hanthawaddy	5,974	3,012	2,952	889	846	209	70	239	246	1,085	968
8	Tharrawaddy	8,974	3,970	4,194	3,822	4,007	24	11	51	44	83	48
9	Pegu	9,769	4,038	4,872	4,452	4,534	18	13	127	97	322	216
10	Prome	238	651	587	359	483	29	7	38	28	78	69
	Irrawaddy Division	88,808	43,464	43,144	40,242	41,525	150	54	262	177	2,810	1,388
11	Bassein	32,630	16,307	15,423	15,731	16,185	89	31	245	106	240	101
12	Henzada	21,742	5,781	5,032	5,521	5,931	23	14	49	40	118	46
13	Myaungmya	21,128	10,645	10,351	10,180	10,348	5	2	33	14	487	189
14	Maubin	11,684	5,076	6,008	5,747	5,943	19	5	20	10	190	80
15	Pyawon	9,934	4,925	4,139	3,911	3,114	14	2	15	7	1,805	1,002
	Tanasserim Division	55,803	28,250	27,633	25,658	25,669	375	193	1,043	1,135	1,174	636
16	Toungoo	15,442	17,624	17,815	17,075	17,250	78	66	286	325	255	377
17	Salween	754	442	312	430	314	11	2	1	...
18	Thaton	3,621	1,020	1,091	1,097	1,796	7	1	35	21	121	73
19	Amherst	7,074	3,596	3,478	3,349	2,321	134	80	635	793	488	344
20	Tavoy	2,645	1,371	1,274	1,132	1,138	20	35	72	42	87	39
21	Mergui	6,151	3,297	2,850	2,975	2,800	65	9	95	44	368	37
	Mague Division	2,110	1,342	768	480	384	432	120	136	72	294	192
22	Thayetmyo	465	261	204	172	147	31	6	11	14	47	37
23	Pakokku	397	180	97	131	36	25	7	16	10	38	14
24	Mlabu	174	118	56	47	27	20	4	19	7	26	18
25	Magwe	1,151	740	407	125	151	558	103	80	41	123	112
26	Pakokku Hill Tracts	11	7	4	5	3	2	1
	Mandalay Division	14,151	7,658	6,493	3,661	3,626	1,412	573	1,253	1,402	7,392	652
27	Mandalay	8,199	4,106	3,813	801	2,159	1,323	481	1,022	1,260	1,250	913
28	Mandalay City	4,160	2,082	2,077	644	941	250	150	517	602	566	383
29	Bhamo	4,052	2,050	1,976	1,964	1,958	44	9	26	83	83	6
30	Nyaung-U	904	518	459	437	391	28	16	42	33	28	27
31	Katha	744	337	207	390	101	12	7	112	84	23	12
32	Putao	12	24	8	9	2	8	...	1	2	9	4
	Sagaling Division	4,810	2,501	2,309	2,083	2,050	95	56	130	75	213	122
33	Shwebo	2,008	1,015	913	868	908	31	10	44	28	74	41
34	Sagaling	948	446	392	318	412	8	2	47	30	64	38
35	Lower Chindwin	134	194	140	108	98	16	8	16	9	45	28
36	Upper Chindwin	608	397	398	333	280	20	12	14	11	21	8
37	Chin Hills	825	449	370	424	358	20	16	6	5	9	6
	Mektila Division	4,122	2,311	1,871	1,675	1,391	151	64	231	185	284	171
38	Kyaauke	802	329	300	216	261	25	5	13	8	26	26
39	Mektila	778	312	240	216	216	78	44	84	57	106	64
40	Yamethin	2,480	1,285	1,131	1,062	989	47	12	112	110	73	80
41	Mingyan	342	302	140	111	90	19	3	89	80	83	32
	Eastern States	22,688	11,623	11,145	10,862	10,760	224	133	274	136	223	127
42	Northern Shan States	1,929	2,080	879	685	685	132	72	148	77	96	45
43	Southern Shan States	11,137	5,784	5,149	5,802	5,258	68	60	68	66	284	83
44	Karenni	9,622	4,759	4,883	4,708	4,800	8	1	3	3	3	...

IMPERIAL TABLE XV, PART II.—Christians classified by Sect and Race.

Race-group or Race.	All Sects.		Anglican.		Baptist.		Roman Catholic.		Methodist.		Presbyterian.		Unspecified and Other specified sects.	
	Males.	Females.	Males.	Females.	Males.	Females.	Males.	Females.	Males.	Females.	Males.	Females.	Males.	Females.
1	2	3	4	5	6	7	8	9	10	11	12	13	14	15
Total for all Races	132,498	124,608	11,489	8,921	80,705	79,951	87,687	84,254	723	701	1,171	387	723	444
<i>Indigenous Races</i> ...	103,038	104,721	3,976	4,078	76,790	77,526	21,948	22,720	200	824	24	15	106	68
Burma group and Talaings*	7,049	8,332	588	705	3,489	3,776	2,783	3,558	162	272	6	7	91	20
Karen group	88,879	89,346	3,306	3,976	67,208	67,716	18,241	18,265	35	47	4	6	85	36
<i>Karen (unspecified races)†</i>	11,437	10,961	1,070	1,020	6,477	6,067	3,909	3,866	..	7	1	1
<i>Sgaw</i> ...	48,295	49,554	470	479	43,001	44,410	4,727	4,618	11	12	2	2	84	38
<i>Pwo</i> ...	13,887	13,807	486	453	10,342	10,066	3,052	3,270	5	12	2	4	..	2
<i>Taungtha</i> ...	128	113	1	6	113	96	8	9
<i>Other Karens (specified races)</i>	15,112	14,911	1,279	1,318	7,275	7,077	6,545	6,502	13	14
Other indigenous races	7,111	7,043	82	97	6,093	6,034	919	903	3	5	14	2	..	2
<i>Christian Races</i> ...	14,718	10,575	6,086	3,858	1,287	1,053	6,585	4,942	322	241	1,098	291	245	190
European and allied races	6,084	9,198	3,283	1,204	475	840	1,030	496	175	66	1,024	283	97	39
Armenians	185	163	32	42	33	33	10	5	4	1	3	..	103	89
Anglo-Indians	8,444	8,214	2,771	2,612	889	780	4,525	4,511	143	174	71	68	45	69
<i>Others</i>	14,746	9,812	1,427	985	2,518	1,872	10,179	6,692	201	188	49	81	372	108
Chinese	839	274	35	15	378	129	373	102	51	28	1	..	1	..
Tamils and Telegus	11,667	8,194	1,163	865	1,789	1,079	8,281	5,935	118	105	49	30	274	180
Zerbadis	27	19	3	3	10	10	13	5	..	1	1
All others §	2,213	825	286	102	341	154	1,512	550	32	2	5	1	97	16
Total excluding Christian Races.	117,785	114,033	5,403	5,063	79,308	78,898	32,122	29,312	401	460	73	46	478	254
Talaings in Amherst and Thaton Districts, 1901.	94,980	90,502	5,209	4,790	60,745	59,804	26,746	24,024	670	509	36	31	1,574	1,404
Talaings in Amherst and Thaton Districts, 1901.	274	296	17	18	238	166	19	112

* The total number of Talaing Christians was 363 males and 407 females, of whom 270 males and 286 females were in Amherst District, 4 males and 10 females in Thaton District and nil in Pegu District. Classification by Sect is given for these Districts in the bottom line of the table and is not available for other districts.
 † These are persons who described themselves as Karens without specifying any particular Karen race.
 ‡ The figures for *Other Sects* in 1911 include 1,190 males and 1,168 females described as Protestants and 221 males and 127 females described only as Christians. The corresponding figures for 1921 are 74 males and 39 females described as Protestants and nil described only as Christians.
 § Includes 2,007 males and 734 females of Indian races.

IMPERIAL TABLE XVI.

European and Allied Races, Anglo-Indians and Armenians Classified by Nationality, Race, Sex and Age.

NOTE 1.—This table has been prepared in three parts A, B and C. Part A relates to European and Allied Races and is itself divided into three sections distinguished as I, II and III, of which Part A-I may be regarded as the definition of the term *European and Allied Races* for the purposes of this Census. In the three sections of Part A persons of European and Allied Races are classified as follows:—

Part A-I.—By race, nationality and sex for the whole province.

Part A-II.—By nationality and sex for each district.

Part A-III.—By nationality, sex and age for each district.

Parts B and C classify Anglo-Indians and Armenians respectively by sex and age in each district. The term *Anglo-Indian* includes all those who were described as such (or as Anglo-Burmans or Euro-Burmans or by other names indicating similar mixed descent) in 1921 before a new definition of *Anglo-Indian* was given in connection with the electoral scheme of 1922.


NOTE 2.—The table covers the whole province except those areas in which the census was only by estimation and those entirely omitted from the census. (See Notes 11 and 12 of Imperial Table II.)

NOTE 3.—The numbers given for some districts in columns 7 and 8 of Imperial Table XV for European and allied races and Armenians differ from the corresponding figures of this table because Table XV is confined to Christians, whereas the present table includes some of European and allied races who are not Christians. The number of these in each district is shown at the foot of Part A-I on the next page.

NOTE 4.—Similarly the numbers of Anglo-Indians shown in Part B of this table differ from the numbers shown in columns 9 and 10 of Imperial Table XV because the latter exclude Anglo-Indians who were not Christians. The number of these also in each district is shown at the foot of Part A-I on the next page.

NOTE 5.—The age recorded was the number of completed years. The age group represented by 30-40 in the table includes all who had completed 30 but had not yet completed 40 years of age; and the other age-groups have a parallel interpretation.

NOTE 6.—All figures given for Mandalay District include the corresponding figures for Mandalay City which are given immediately below them.



IMPERIAL TABLE XVI, PART A-I.—*European and Allied Races by Nationality and Race.*

Races of the British Empire.				Other Races.			
Race and Important Districts.	British Subjects.		Race and Important Districts.	British Subjects.		Foreign Subjects.	
	Males.	Females.		Males.	Females.	Males.	Females.
English ..	3,657	1,939	American ...	50	48	2,9	167
<i>Rangoon</i> ...	1,505	511	<i>Rangoon</i> ...	22	11	48	54
<i>Mandalay</i> ...	1,155	318	<i>Magwe</i> ...	2	7	165	22
Scotch ...	1,376	909	Austrian
<i>Rangoon</i> ...	640	153	Belgian	1	6	4
<i>Mandalay</i> ...	62	28	Caucasian	1	2	3
Irish ...	277	174	Danish ...	1	...	5	1
<i>Rangoon</i> ...	132	82	Dutch ...	6	8	19	7
<i>Mandalay</i> ...	36	34	French ...	20	22	70	44
Welsh ...	33	8	<i>Rangoon</i> ...	15	13	19	12
<i>Rangoon</i> ...	13	3	<i>Mandalay</i> ...	3	4	16	12
<i>Mandalay</i> ...	5	...	German ...	4	2	6	...
British ...	99	28	Greek ...	4	1	14	5
<i>Rangoon</i> ...	19	...	Italian ...	5	6	30	34
<i>Mandalay</i> ...	18	8	<i>Rangoon</i> ...	4	3	3	...
Canadian ...	21	20	<i>Toungoo</i>	15	17
<i>Magwe</i> ...	12	8	<i>Mandalay</i>	1	8
Australian ...	61	37	Mexican	1	...
<i>Rangoon</i> ...	14	10	Norwegian ...	1	3
<i>Northern Shan States.</i>	30	19	Pole ...	1
New Zealander	1	Portugese* ...	6	2	13	...
Ceylon Burgher ...	3	4	Rumanian ...	1	...	1	...
Maltese ...	1	4	Russian	1	1
			Servian	2	...
			Spanish ...	1	5	2	4
			Swedish	3	...
			Swiss ...	3	2	7	4
			European (Race not specified).	5	1	...	11
Total ..	5,531	1,814	Total ...	110	161	474	287
			GRAND TOTAL † ...	5,641	1,915	474	287

* NOTE.—47 males and 17 females who described themselves as Portugese born in Goa, but speaking the Portugese language have been tabulated as *via-Portugese* and regarded as non-Europeans and included amongst "Others" in Imperial Table XV and in People XIV for Imperial Tables XVII, etc.
† See the Explanation below.

EXPLANATION OF THE DIFFERENCE BETWEEN THE NUMBERS OF IMPERIAL TABLES XV AND XVI.

The numbers of persons of European and allied races and Armenians and the numbers of Anglo-Indians shown in columns 7 to 10 of Imperial Table XV are less for certain districts than the corresponding numbers in Imperial Table XVI because the former include only Christians while the latter include also persons of these races who do not follow the Christian religion. If the numbers of Armenians shown in Part C of Table XVI (all of whom are Christians) are subtracted from the numbers in columns 7 and 8 of Table XV the number of Christians of European and allied races of each sex in each district will be found. The discrepancies then found between Tables XV and XVI in each district arise from the inclusion in Table XVI of the persons represented in the following table:—

European and Allied Races.				Anglo-Indian.			
District.	Religion.	Males.	Females.	District.	Religion.	Males.	Females.
5 Rangoon ..	Agnostic ...	8	...	5 Rangoon .	Agnostic ...	9	...
	Buddhist ...	2	...		Buddhist ...	9	10
	Freethinker ...	7	...	7 Hanthawaddy	Buddhist ...	2	6
Atheist ...	1	...	Freethinker ...		1	...	
Buddhist ...	1	...	Others
Others ..	Freethinker ...	1	...				
	As in Note 3 of Imperial Table VIa.	11	...				
Total for the Province ...		31	4	Total for the Province ..		14	16
Total, Christians in Table XV (less Armenians).		6,084	2,198	Total, Christian Anglo-Indians in Table XV.		8,444	8,214
Total, agreeing with Table XVI ...		6,115	2,202	Total, agreeing with Table XVI ...		8,458	8,230

IMPERIAL TABLE XVI, PART A-II.—*European and Allied Races in each District by Nationality.*

Serial No.	District or State.	TOTAL.			RACES OF THE BRITISH EMPIRE.		OTHER RACES.			
		Person.	Males.	Females.	Males.	Females.	British Subjects.		Foreign Subjects.	
							Males.	Females.	Males.	Females.
1	2	3	4	5	6	7	8	9	10	
	Provincial Total ..	8,817	6,115	2,702	5,531	1,814	110	101	474	287
	Divisional Burma ..	7,972	5,900	2,072	5,346	1,710	104	98	450	264
	<i>Arakan Division</i> ..	180	133	47	129	28	2	...	2	4
1	Akyab ...	143	121	22	120	21	1	...
2	Hill District of Arakan ...	6	5	1	5	1
3	Kyaukpyu ...	3	3	...	3	1	...
4	Sandoway ...	8	4	4	1	...	2	...	1	4
	<i>Pegu Division</i> ..	4,260	3,177	1,083	2,969	920	63	68	145	105
5	Rangoon Town ...	3,625	2,802	823	2,621	766	56	45	117	82
6	Insein ..	72	87	85	77	63	2	11	8	11
7	Hanthawaddy ..	181	11	70	196	63	1	1	11	4
8	Tharrawaddy ..	35	24	11	30	9	4	3
9	Pegu ...	24	19	15	15	9	1	1	3	5
10	Prome ..	43	4	9	33	8	2	1
	<i>Irrawaddy Division</i> ..	204	160	64	130	38	1	...	10	21
11	Bassein ...	120	89	31	80	22	9	9
12	Henzada ...	37	33	14	17	6	1	...	5	8
13	Myaungmya ...	7	5	2	4	2	1	...
14	Maubin ...	24	19	5	16	2	3	3
15	Pyapôn ...	16	14	2	17	1	1	1
	<i>Tenasserim Division</i> ..	557	368	189	315	129	10	14	48	48
16	Toungoo ..	143	77	66	53	36	4	4	20	26
17	Salween ...	13	11	2	11	2
18	Thatôn ...	6	5	1	5	1
19	Amherst ...	209	132	77	116	53	3	7	13	17
20	Tavoy ...	112	8	34	77	28	...	3	1	3
21	Mergui ...	74	65	9	53	9	3	...	9	...
	<i>Magwe Division</i> ..	658	438	120	240	78	9	9	184	88
22	Thayetmyo ...	37	31	0	25	5	3	...	3	1
23	Pakôkku ...	33	26	7	21	6	5	1
24	Mimbu ...	20	16	4	10	2	6	2
25	Magwe ...	401	358	103	182	65	6	9	170	29
26	Pakôkku Hill Tracts ..	2	2	...	2
	<i>Mandalay Division</i> ..	1,878	1,308	480	1,369	428	8	12	31	40
27	Mandalay ...	1,756	1,268	448	1,280	400	4	11	24	37
	<i>Mandalay City</i> ...	491	350	141	328	105	4	5	18	31
28	Bhamo ...	53	44	9	36	6	2	1	6	2
29	Myitkyina ...	45	29	16	26	15	2	...	1	1
30	Katha ...	19	12	7	12	7
31	Putao ...	5	5	...	5
	<i>Sagaing Division</i> ..	149	93	66	82	49	1	...	10	7
32	Shwebo ...	52	33	19	38	13	1	...	4	6
33	Sagaing ...	10	8	2	5	1	3	1
34	Lower Chindwin ...	20	12	8	12	8
35	Upper Chindwin ...	40	29	11	27	11	2	...
36	Chin Hills ...	27	11	16	10	16	1	...
	<i>Meiktila Division</i> ..	211	148	63	122	50	10	6	18	8
37	Kyauksè ...	19	14	5	11	5	3	...
38	Meiktila ...	114	70	44	55	32	9	4	6	8
39	Yamathin ...	56	45	11	44	10	...	1	1	...
40	Myingyan ...	22	19	3	12	3	1	...	6	...
	Eastern States ..	345	215	130	185	104	6	3	24	28
41	Northern Shan States	223	151	72	131	65	5	1	15	6
42	Southern Shan States	113	56	57	48	39	1	1	7	17
43	Ka ini ...	9	8	1	6	1	2	...

European and Allied Races by Nationality, Sex and Age.

						OTHERS.														Serial No. of District, etc. (column 1).			
30-40		40-50		50 and over.		All Ages.		0-10		10-16		16-18		18-30		30-40		40-50			50 and over.		
Males.	Females.	Males.	Females.	Males.	Females.	Total.	Males.	Females.	Males.	Females.	Males.	Females.	Males.	Females.	Males.	Females.	Males.	Females.	Males.		Females.	Males.	Females.
16	17	18	19	20	21	22	23	24	25	26	27	28	29	30	31	32	33	34	35		36	37	38
1,509	577	869	254	402	162	761	474	287	11	16	6	3	...	2	64	57	164	92	143	60	86	57	1
1,439	544	884	244	379	156	714	450	264	11	16	6	3	...	2	62	53	151	85	137	55	83	50	2
38	8	18	6	13	...	6	2	4	...	1	1	2	1	1	3
35	8	17	6	10	...	1	1	1	4
1	1
1	...	1	5	1	4	...	1	2	1	1	4
828	292	496	143	283	88	250	146	106	6	12	6	1	...	1	31	31	44	20	36	19	26	21	5
710	239	433	119	194	67	199	117	82	3	12	3	1	...	1	29	27	33	16	29	8	15	17	6
22	14	13	13	18	12	19	8	11	1	...	2	7	4	4	7
68	29	37	9	15	2	15	11	4	1	1	1	...	1	3	8
9	5	4	1	8	3	5	1	3	1	1	1	1	9
7	3	5	3	2	1	2	...	2	10
12	2	4	1	4	1	3	2	1	1
86	6	33	6	9	6	40	19	21	...	3	1	1	...	1	1	8	9	4	8	4	11
21	4	18	4	4	3	18	9	9	...	1	1	1	4	4	2	5	1	12
4	...	2	1	4	1	13	5	8	...	2	1	2	2	2	1	1	13
1	1	2	1	1	1	2	2	...	1	1	14
6	1	4	...	1	1	6	3	3	1	1	15
4	...	7	2	1	1
109	46	79	11	40	22	89	43	48	3	4	4	14	25	9	10	13	7	16
21	10	14	3	5	6	46	20	26	3	1	2	4	14	6	4	6	6	17
7	...	1
2	...	3	2	1	3	10	2	6	0	...	19
33	15	27	7	19	11	30	13	17	2	1	1	1	1	20
24	17	21	...	9	3	4	1	3	6	...	1	...	1	21
23	3	13	1	5	2	9	9	1	...	6	...	1
102	28	49	8	16	...	217	184	88	2	1	24	10	73	14	67	8	18	...	22
6	1	5	1	7	...	4	3	1	1	1	2	23
12	1	5	...	1	...	6	5	1	1	1	2	...	2	24
6	8	6	2	22	8	67	12	61	8	18	...	25
76	21	39	7	8	...	199	170	29	2	26
2
289	129	132	60	48	34	71	31	40	2	3	11	12	11	9	7	16	27
214	124	109	54	40	32	61	24	37	2	3	8	10	5	9	6	15	27
75	32	46	19	16	6	49	18	31	3	6	5	7	8	5	28
9	2	7	1	4	...	8	6	2	1	1	3	29
10	3	9	3	2	1	2	1	1	30
5	...	5	2	2	31
1	...	2
41	19	10	5	7	8	17	10	7	2	3	1	1	2	6	2	...	32
12	8	6	1	3	...	10	4	6	2	1	1	...	3	1	33
3	1	...	4	3	1
7	2	1	2	1
13	4	3	1	2	...	1	1	1
6	5	1	2	1	1
46	21	17	6	13	9	24	16	8	1	1	1	2	4	3	4	2	6	...	37
5	1	1	1	2	1	3	3	2	3	3	2	2	...	3	...
18	15	7	4	7	7	14	6	8	1	1
19	4	6	...	3	1	1	1	1
4	1	3	...	1	...	6	6
70	33	35	20	23	6	47	24	23	2	4	13	7	6	5	3	7
51	22	29	4	8	4	21	15	6	2	3	9	1	4	1	...	41
17	11	4	6	15	1	24	7	17	1	3	6	1	3	3	7
2	...	2	2	2	1	...	1	43

TABLE XVI.—PART B

Serial No.	District or State.	All Ages.			0-1		1-5		5-10		10-15		15-20 <i>See also columns 25 to 30.</i>	
		Total.	Males.	Females.	Males.	Females.	Males.	Females.	Males.	Females.	Males.	Females.	Males.	Females.
		2	3	4	5	6	7	8	9	10	11	12	13	14
	Provincial Total	16,888	8,458	8,230	229	211	834	864	1,157	1,235	941	1,142	842	944
	Divisional Burma	16,839	8,244	8,095	222	207	804	845	1,130	1,216	929	1,131	832	935
	<i>Arakan Division</i>	256	141	115	3	3	13	17	17	23	12	13	16	14
1	Akyab	32	129	103	3	2	9	15	17	21	12	13	16	12
2	Hill District of Arakan	3	3
3	Kyaukpyu	4	2	2	1
4	Sandoway	17	7	10	...	1	4	2	...	2	1
	<i>Pegu Division</i>	9,982	6,048	4,934	166	142	473	612	652	647	517	583	542	554
5	Rangoon-Town	8,343	4,155	4,188	124	116	379	424	530	536	434	508	466	480
6	Insein	860	437	423	14	13	48	45	60	50	38	48	50	47
7	Hanthawaddy	395	242	154	8	7	18	24	41	32	37	18	19	10
8	Tharrawaddy	96	52	44	4	4	4	5	4	8	2	2	2	3
9	Pegu	224	127	97	10	2	23	10	15	15	10	5	5	13
10	Prome	63	35	28	1	4	2	6	2	2	...	1
	<i>Irrawaddy Division</i>	489	262	177	8	6	46	22	40	31	7	10	7	10
11	Bassein	251	145	106	7	4	27	8	24	26	5	5	7	8
12	Henzada	89	49	40	13	11	8	3	1	1	...	2
13	Myaungmya	47	33	14	...	1	6	2	3	1
14	Ma-nbin	30	20	10	1	1	...	1	5	1	1	2
15	Pyawbi	22	15	7	1	...	1
	<i>Tenasserim Division</i>	2,178	1,043	1,185	16	20	89	103	180	216	163	281	79	142
16	Toungon	541	216	325	...	4	24	22	46	64	35	89	7	43
17	Salween
18	Thaton	56	35	21	1	3	1	6	1	3	1
19	Amherst	1,328	625	703	9	9	50	56	122	136	122	164	64	93
20	Tavoy	114	72	42	...	1	4	5	5	9	3	5	4	3
21	*Mergui	139	95	44	5	3	10	14	7	7	3	2	1	2
	<i>Magway Division</i>	208	136	72	3	3	18	13	13	11	6	6	6	6
22	Thayemyo	25	11	14	...	1	1	3	...	2	...	1	...	1
23	Pakokku	26	16	10	...	1	...	3	2
24	Mimbu	36	20	7	2	2	8	...	1	1	2	2
25	Magwe	121	80	41	3	1	15	5	5	9	4	3	4	2
26	Pakokku Hill Tracts
	<i>Mandalay Division</i>	2,655	1,253	1,402	23	24	127	184	192	247	209	241	181	179
27	Mandalay	2,332	1,072	1,260	22	22	119	107	171	226	200	227	155	164
	<i>Mandalay City</i>	1,120	517	603	11	12	60	54	64	116	88	111	62	94
28	Bhamo	49	26	23	8	3	2	1	1	...	1
29	Myitkyina	75	42	33	1	1	6	4	8	8	1	5	...	3
30	Katha	196	112	84	1	1	2	15	10	11	7	8	6	10
31	Putao	3	1	2	1
	<i>Sagaing Division</i>	205	130	75	5	2	15	9	8	12	3	6	5	11
32	Shwebo	72	44	28	2	1	8	4	1	3	2	4	2	5
33	Sagaing	71	41	30	3	1	6	3	4	5	...	1	1	4
34	Lower Chindwin	34	25	9	1	3	2	1	1	2	2
35	Upper Chindwin	19	14	5
36	Chin Hills	9	6	3	1	1	...	2
	<i>Meiktila Division</i>	418	231	185	9	7	23	35	28	29	18	12	16	20
37	Kyaukse	23	15	8	1	2	2	1	...	1
38	Meiktila	141	84	57	4	2	10	9	6	5	3	6	8	8
39	Yamethin	223	113	110	4	5	11	21	13	20	8	8	10	10
40	Nyinyan	29	19	10	1	...	1	3	4	2	2
	Eastern States	349	214	135	7	4	30	19	27	19	12	11	10	9
41	Northern Shan States	225	148	77	5	2	19	13	19	13	11	7	8	4
42	Southern Shan States	119	63	56	2	2	10	6	8	5	1	4	2	5
43	Karenni	5	3	2	1	1

IMPERIAL TABLE XVI.—PART C.—*Armenians.*

Nationality and District.	Total.			Ages.													
	Persons.	Males.	Females.	0—10		10—16		16—18		18—30		30—40		40—50		50 and over.	
				Males.	Females.	Males.	Females.	Males.	Females.	Males.	Females.	Males.	Females.	Males.	Females.	Males.	Females.
1	2	3	4	5	6	7	8	9	10	11	12	13	14	15	16	17	18
Grand Total ...	348	185	163	37	35	14	23	6	8	39	37	36	24	24	18	29	18
Total British Subjects	272	130	142	35	31	10	21	4	7	26	34	20	19	17	12	18	18
Rangoon Town	183	91	92	22	20	5	12	4	7	24	21	14	13	13	9	10	10
Insein ...	14	5	9	1	...	1	1	1	1	1	2	1	1	1	4
Mandalay ...	45	12	33	5	10	...	5	11	3	2	2	2	2	3	...
Other Districts†	30	22	8	7	1	4	3	2	1	2	3	2	...	5	1
Mandalay City*	15	6	9	3	4	2	1	...	2	1	...	2	...
Total Foreign Subjects	76	55	21	2	4	4	2	2	1	13	3	16	5	7	6	11	...
Rangoon Town	69	48	21	2	4	4	2	1	1	11	3	14	5	7	6	9	...
Insein ...	1	1	1	...
Mandalay ...	3	3	1	1	1	...
Other Districts‡	3	3	2	...	1
Mandalay City	Nil

* These figures are included in those for Mandalay District just above.

† British subjects in other districts:—Males: Hanthawaddy 1, Prome 1, Toungoo 1, Thaton 1, Tavoy 2, Lower Chindwin 4, Kyaokse 1, Yamethin 2, Southern Shan States 9; Females: Amherst 3, Tavoy 1, Yamethin 1, Southern Shan States 3.

‡ Foreign subjects in other districts: 1 male in Thaton and 2 males in Amherst District.

IMPERIAL TABLE XVII.

Occupations.

NOTE 1.—The area and population covered by this table are the same as for Imperial Table VIA and thus represent the whole province except those areas described in the Notes to Imperial Table II which were omitted from the census or were censused only by estimate.

NOTE 2.—The population is classified by this table into 225 *Groups*, each of which is in two parts corresponding to *Workers* and *Dependents*, and the groups are further classified in 60 *Orders* which are themselves classified in 14 *Sub-classes* of 4 *Classes*. For further information about these categories Part I of the table should be consulted.

NOTE 3.—The Table has been prepared in three parts:—

PART I defines the special terms and describes the system of classification used in the table and exhibits the relationship of the latter to the system used in other provinces of India at this census and to the system used in Burma as well as in other provinces at the census of 1911. Section B of this Part should always be consulted with reference to any figures of Part II or III which it is proposed to use.

PART II gives statistics of occupations for the province as a whole.

PART III elaborates Part II by showing the contribution by each district to the provincial totals for each class, sub-class, order and group, each of these grades of the occupational classification being completed in turn. In this part of the table the figures given for the Rangoon Town District represent also Rangoon Town, which, for the purposes of the Imperial Census Tables, is conterminous with the district. The figures given for the Mandalay District include the separate figures given in italics immediately below them for Mandalay City.

NOTE 4.—Throughout Parts II and III of the table the statistics show the number of workers of each group or higher category classified by sex and also the number of dependents and the number of workers and dependents taken together without classification by sex. Workers of each sex who have a subsidiary occupation are included in the numbers shown for *Total Workers* but are also separately tabulated in two classes according as the subsidiary occupation is *Agricultural* or not.

NOTE 5.—*Occupation, Principal Occupation, Subsidiary Occupation, and Agricultural Occupation* are amongst the special terms defined in Section A of Part I of the table.

NOTE 6.—Further statistics for Principal Occupations by racial groups and races are given in Imperial Table XX, and further statistics for Subsidiary Occupations in Imperial Tables XVIII and XIX, while various statistics for persons employed in industrial establishments are given in Imperial Tables XXIIA and XXII B.

IMPERIAL TABLE XVII.—*Occupations.*

PART I.—The System of Classification.

This part of the table is presented in five sections named A to E as follows :—

- | | |
|--|---|
| A.—Definitions. | D.—Variations in Burma from the Standard Scheme of 1921. |
| B.—The Contents of the Categories. | E.—Comparison of the Classification-schemes of 1921 and 1911. |
| C.—Alphabetical Index of Occupations (abridged). | |

SECTION A.—DEFINITIONS.

1. The whole population is first divided into the two classes of *Workers* and *Dependents*. The term *Dependents* includes all (except a few classes conventionally treated as workers) who have not their own direct incomes but are supported by another who does not stand to them in the relation of an employer; all others are *Workers*. The term *Workers* thus includes those whose income is derived directly from such sources as begging, pensions, rent, dividends or profit of trading as well as those whose income or maintenance is received as payment for their labour or other services; and it is conventionally extended to include priests and Buddhist monks even if they have no income, and also prisoners in jails and inmates of asylums and some other special classes. Wives of workers who do not assist directly in the work for which their husbands receive remuneration are regarded as dependents upon their husbands unless they obtain an income either by their own labour or in their own right.

As persons who partake of the characters of both workers and dependents are classified according to the description given in the enumeration-schedules, many wives and children who earn a small amount occasionally or have a small private income have been tabulated as workers, although they are principally supported as dependents and others under the same conditions have been tabulated as such.

2. Every Worker is assigned to one or other of 225 *Groups* according to either his occupation, trade, profession, office or other source of income or economic support or the industry, profession, branch of commerce or of public service in connection with which he practises that occupation or trade, follows that profession, fills that office or derives that income. For convenience the groups are called *Occupational Groups* and the character which determines the group to which each worker is assigned is called his *Occupation*, although many of these characters are not occupations in the ordinary sense of that word.

3. For a worker who has the occupational characters of more than one group the principal character (*i.e.* generally that with which the greater part of his income is associated) is called his *Principal Occupation*, and the next most important his *Subsidiary Occupation*; any still less important occupational character is ignored. An *Agricultural Occupation* is any occupation belonging to one of the six groups 1, 2a, 3a, 3b, 3c, and 4; the distinction between this term and *Agriculture Proper* should be noticed, the latter covering only Groups 3a, 3b and 3c. Occupations of Groups 5, 6 or 7 are not regarded as agricultural. The subsidiary occupation of a worker whose principal occupation is agricultural is ignored if it belongs to the same occupational group as that principal occupation (Note: 3a, 3b and 3c are different groups, not subdivisions of a group).

4. The occupational group to which each dependent is assigned is that of the person on whom he principally depends for maintenance.

5. The 225 groups are numbered serially with Arabic figures from 1 to 191 inclusive, each of the following 17 numbers being used for two or more groups distinguished by letters affixed to their numbers:—2, 3, 6, 9, 22, 45, 64, 83, 98, 107, 110, 113, 123, 125, 127, 136, 177.

6. The 225 groups have also been further classified into 60 *Orders* numbered serially in Roman notation from I to LVI, the number II being used for 5 separate orders distinguished as IIA, IIB . . . IIE

7. The 60 Orders have been classified into 14 *Sub-classes* numbered serially in Roman notation in italics from I to XIV, the number I being used for Sub-classes Ia, Ib and Ic.

8. The 14 Sub-classes are associated in 4 *Classes* distinguished as A, B, C and D.

9. The groups, orders and sub-classes respectively which are included in any higher category of the classification are shown by Part II of this table.

10. In the following notes the term *Standard Scheme of 1911* means the scheme used in 1911 for the classification of occupations in all provinces, including Burma; while the term *Standard Scheme of 1921* means the scheme used in all provinces other than Burma in the census of 1921, and the plural *Standard Schemes* includes these two standard schemes and no others. Section D of this Part of the table indicates, with the aid of the group-titles, the correspondence between the Burma scheme of 1921 and the standard scheme of that year, and, in conjunction with Section E, indicates similarly the correspondence between the Burma schemes of 1921 and 1911.

SECTION B.—THE CONTENTS OF THE CATEGORIES.

1. The principal part of this section has been cast in the form of a note on Class B followed by notes on selected groups in order; but certain general notes applying throughout are given in these prefatory paragraphs.

2. Generally the occupations included in each category (class, sub-class, order or group) are indicated approximately by its title in Parts II and III of the table, if that is read with reference to the titles of the higher categories which include it and the lower categories which it includes. Some titles which had to be abbreviated in Parts II and III of the table are given more fully in this section of Part I, and various notes which give further help in showing the meaning of the titles and the corresponding figures are also included; it is always desirable to refer to the relevant notes of this Section before any of the figures of Parts II and III are used. In association with Section C this Section is also intended to assist in discovering the group or higher category in which any specified occupation is included.

3. In all cases persons who repair any articles are classified in the same group as those who make those articles. The term *occupied with* includes making or repairing or using but not mere buying and selling by persons who take no part in the manufacture or preparation of the article concerned. The terms *dealer* and *trader* include the hiring as well as the selling of the articles mentioned, but do not include the making of those articles. Persons who make, extract or grow as well as sell or lend or refine any article or substance are classified as makers, extractors or growers as the case may be.

4. The articles with the manufacture or sale of which any group of Sub-classes III and V is concerned are generally characterised either by being finally determined for similar or related uses or by being made of the same or similar materials.

5. Clerks, messengers and all unskilled workers are classified in the same group as the majority of the persons to whose work theirs is auxiliary; e.g., the clerks, peons and coolies in a rice-mill or its office are all assigned to Group 65 together with the managing rice-miller. Generally this rule applies to all the skilled and unskilled workers who co-operate in the same industrial or commercial undertaking, except those (such as factory-doctors and railway-police) who do not assist in the specific industrial or commercial work of the undertaking, but apply a special technique which is independent of the nature of that work. This exception does not apply to artisans who make articles which are used in such an undertaking; thus carpenters employed in railway-works are classified in Group 118, those in motor-car workshops in Group 90, those in shipbuilding-yards in Group 92. For most skilled artisans however the enumeration-schedules did not give sufficient information for this classification to be made; in such cases the artisan was assigned to the same class as those who practise the same trade in an independent or general way.

6. Government or municipal officers are assigned to the groups which correspond to their specific occupations (e.g., professor, forest-officer, settlement officer); only those officers (e.g., magistrates) for whom no other group is provided are assigned to Group 161, 162 or 163. The whole establishments of such officers, including peons and chaprasis, are assigned to the same groups as the officers themselves.

7. Domestic and other private servants except sweepers are all shown in Groups 181, 182 and 183 and excluded from all other groups.

8. No person is regarded as taking part in an industry or business merely because he is a shareholder in a company which is engaged in that industry or business, or lives without working on the savings from the income or profits formerly obtained by practising that industry or business. If dividends on shares, interest on savings and the like are the principal immediate source of his income he is assigned to Group 180 without regard to the origin of his fortune.

9. Groups 184 to 187 inclusive (constituting Order LIII) have been provided for persons engaged in productive occupations which were not described in the enumeration-schedules with sufficient clearness for proper classification; they thus imply improper diminutions of the numbers tabulated for other orders and groups. Some others for which the description given was not even clear enough for tabulation in these groups are in Group 191.

10. As it cannot be hoped that the notes below are complete, no conclusions can generally be drawn from omissions. The intention however has been to omit from them mention of those categories which seem to call for no special remark. For any class, sub-class or order the notes on the groups included in it should be consulted; for Class B there is a special note in addition immediately below this paragraph. In the notes on groups the number in antique type prefixed to each note indicates the group to which the note relates.

Classes.

Class B.—This class includes the same occupations as Class B of the standard schemes although the title *Industry and Commerce* has been adopted instead of *Preparation and supply of material substances*. The class includes however some groups which are not covered even by the new title—e.g., Groups 101, 102, 103—but were included to reduce the variations in Burma from the standard scheme to a minimum.

Groups.

1. This group, although its title has been changed, is equivalent to Group 1 of the standard schemes. In 1911 the designation *Rent-receiver* was used in Imperial Table XVb, for persons of this group to contrast them with persons of Group 2 of that year who were called *Rent-payers*; and the same terms have been used by the Government of India with the same meanings in 1921. See also Note (ii) on Groups 3a, 3b, 3c, below. Persons supported by the ownership of, or rights over, land or water used for purposes excluded by the title of this group are in Group 180.

(ii) Workers of Groups 1, 2a, 3b, 3c, or 4 are said to have an agricultural subsidiary occupation only if they have a subsidiary occupation which does not belong to the same group as their principal occupation.

2a, 2b.—(i) Group 2b includes all belonging to the Settlement, Land Records and Agricultural Departments of Government. The Irrigation Branch of the Public Works Department however is included not in this group, but in Groups 108 and 109.

(ii) The two groups 2a and 2b together correspond approximately to Group 3 of the standard schemes, but a few persons have been somewhat arbitrarily classified by those schemes in different groups, and in 1911 the subordinate land-records staff was divided between Groups 144 and 158 corresponding to Groups 161 and 176 of 1921.

(iii) Note (ii) of Group 1 applies to Group 2a. Probably no occupations of Group 2b are practised as subsidiary occupations. See also the note below on Group 6.

3a, 3b, 3c.—(i) The sum of the three Groups 3a, 3b, 3c, is *Agriculture Proper* as defined and distinguished from *Agriculture* in Article 3 of Section A above.

(ii) Groups 3a, 3b and 4 taken together correspond to the term *Rent-payer* as used in Imperial Table XVb of 1911 for Burma. [See also Note (i) of Group 1.]

(iii) Note (ii) of Group 1 also applies to these three groups.

4. *Taungya* cultivation is a system of temporary cultivation practised by primitive tribes and people. A patch of jungle on a hill-side is cleared by fire and various seeds sown, chiefly or solely with a view to providing household requirements directly. A fresh patch is taken each year, but in some parts a return is made to each after a cycle of years. Notes (ii) and (iii) for Group 3a also apply to this group.

5. Market-gardening means the intensive cultivation of vegetables for regular supplies to an urban market. The group was intended to include Chinese vegetable growers and those Shans and Indians who practise similar intensive methods; but, as the records were generally not sufficiently precise to identify these, they have generally been included in Group 3a, 3b or 3c. The correct number however cannot be large.

6. Some rubber estates have labour organised on the typical *Plantation* system; but apart from these there is no general distinction between persons in this group and those in Groups 3a, 3b and 3c beyond the difference of the crop cultivated. Indeed most cultivators of betel-vine or sugar-cane grow these crops only as subsidiaries to some other kind of cultivation, and have been tabulated in the group corresponding to the latter (generally 3a, 3b or 3c); and the same may be true of some cultivators of the other crops with which this group is concerned. Some cultivators of sugar-cane have been tabulated in Group 71; see the note for that group. The cultivation of opium or ganja is illegal except in certain Shan states east of the Salween. (See the notes on Groups 75 and 137.)

8. Assistants of timber firms have been classified under sawyers in Group 43.

9b. Most elephant drivers are included in this group instead of Group 182 to which they are assigned in the standard schemes, because in Burma they are chiefly employed in collecting timber.

9c. In Burma cutch is always boiled in the camp of its collectors, and it is not possible to distinguish collectors and boilers. Cutch boilers are therefore included in this group and not in Group 64c.

9d. Grass-cutters are in this group. Collectors of edible birds' nests are also included in this group, but are few and confined to the Tavoy and Mergui districts.

10. The figures for this group are *nil* because lac-collecting is always regarded as a subsidiary industry.

11. Probably some in this group are carters or keep pack-cattle and have been wrongly classified through incomplete information. Some are dairymen with exactly the same occupation as others who are tabulated in Groups 70 and 133. See the notes on those groups.

16. Probably many who breed silk-worms have been tabulated as silk-spinners. The figures of Groups 16 and 34 should be taken together and not used separately.

19. See the note on Group 21.

21. The metals concerned in Burma are copper, gold, lead, molybdenum, platinum, silver, tin, wolfram and some others in minute quantities. (Some of those mentioned are also extracted only in very small quantities.) Silver and lead are found together and their smelters are included in this group as well as their miners. (See note on Group 50.) This group also includes coal-miners who get coal for use in smelting silver-lead ore. Many who recover gold from the refuse of goldsmiths' shops or from pagoda platforms were returned as gold-washers and included in this group.

27. As in some cases the record failed to state whether the weaver used silk or cotton it is probable that some weavers using cotton have been tabulated as silk-weavers in Group 35 and *vice versa*.

34. See the note on Group 16.

35. See the note on Group 27.

36. Brush-makers and persons occupied with bristles are now included in Group 41; but in the census of 1911 they were associated in Group 28 with the textile workers using hair who now form Group 36 without them. See note on Group 41.

38. This group includes the making of lace, crepe, embroideries, fringes, etc., and also all textile industries insufficiently described for classification in the preceding groups.

40. This group includes the makers of such leathern articles as trunks, water-bags, saddlery and harness. It includes also the makers of all kinds of saddles, even Burmese saddles which may have no leather in them. Makers of leathern articles of dress or of the toilet are in the groups of Order XIII. See item 3 in Section E.

41. This group includes the furriers and persons occupied with feathers who in 1911 constituted the whole of Groups 34 and 29 respectively, and also the brush-makers and persons occupied with bristles who in 1911 formed part of Group 28. See note on Group 36.

42. Button-makers are in Group 79.

43. See note on Group 8.

44. This group includes all described as carpenters, turners, joiners or other workers in wood without the specification of any particular industry. In particular it includes all erectors of wooden (but not bamboo) buildings. See also the notes for Groups 45c, 83, 84, 89 and 177d. Many carpenters and other workers in wood are tabulated in the groups which relate to the industries in connection with which they are employed.

45a. This group includes makers of baskets, sieves, fish-traps and other cages of bamboo, cane and similar materials. Lacquer workers are also included because they usually make the basket foundations of their work and could not be accurately distinguished from others of this group.

45b. This group includes makers of thinbyu, nigyaw-pya and hlè-paung-mo (which are three kinds of reed matting of varying degrees of fineness) and makers of all similar matting.

45c. This group includes makers of thatch and of wa-tayan, kyu-tayan and other matting used for walls of floors and also builders using bamboo, reeds or similar substances. Thatchers and erectors of bamboo houses, now in this group, were included in Group 79 in 1911; see note on Groups 86 to 89.

46. The ordinary blacksmith is assigned to Group 48, not to this group.

47. Makers of dahs or spears have been assigned to Group 48 and not to this group because they make chiefly dahs used as agricultural and household implements. (*Dah* is a generic name in Burmese for knife, cutlass, sword, dagger.)

48. Fitters and other mechanics for whom the records did not show the industry in which they were employed are included in Group 186. See also note on Groups 46 and 47.

49. This group would include smelters and refiners of copper, but none were recorded in Burma. Makers of brass images should have been separately tabulated in Group 177d but have been included in Group 49 by mistake. See note on Group 177d.

50. It was intended that smelters of silver-lead ore should be regarded as workers in lead and tabulated in this group. But, as the records for workers in the silver-lead mines and refineries of the Northern Shan States did not distinguish persons employed in the mines from those employed in smelting and refining, all these have been tabulated in Group 21 (see note on Group 21 above). Electro platers are in Group 50.

52. Workers in glass mosaic are also included in this group.

57. In Burma workers in alabaster are almost entirely engaged in making representations of Gotama and his disciples; they are accordingly classified as sculptors in Group 177c. Workers in glass mosaic have been tabulated in Group 52.

59. In 1911 ice-makers who are now included in this group were in Group 83 which corresponds otherwise to Group 93 of 1921.

62. Many persons in the Hanthawaddy district employed in mineral-oil refineries have been tabulated in Groups 185, 186 and 187 through deficiencies in the record.

64c. Lac, cutch, candles and tallow are amongst the substances included in this group, but the figures corresponding to them are *nil*. Lac is not manufactured in Burma but exported raw. Cutch is cut and boiled by the same group of persons, and in fact the occupation of collecting cutch is known as cutch-boiling; all such persons are entered in Group 9c. Candles are made only of mineral wax in the petroleum refineries represented in Group 62. There is no industry connected with tallow in Burma.

68. This group includes all concerned in the slaughter of animals for food; those who only trade in meat are assigned to Group 138.

69. Many fish curers are also fishermen and tabulated as such in Group 17.

70. Persons tabulated in this group were returned as butter-makers, etc., but probably all are cow-keepers and not differentiated from others tabulated in Group 11 or 133. See the notes on those groups.

71. *Jaggery* is the product of evaporation of the juice of the palmyra palm (*Borassus flabellifer*) and is generally prepared by the palm-climber or his family or other assistants, although some preparers buy their palm-juice. Some preparers of jaggery were recorded as such and tabulated in Group 71, while some were recorded as toddy-drawers and tabulated in Group 74; many of the latter class are really preparers of jaggery but in the tabulation-office there was no way of distinguishing them from those who collect the palm-juice to sell it as toddy.

Dhani-th'gya is a product similar to jaggery derived from the dhani palm (*Nipa fruticans*), and the conditions for tabulation were essentially the same as noted above for jaggery.

Kyantaga is obtained by evaporating the juice of the sugar-cane and is generally prepared by the cultivator of the sugar-cane or by his family or other assistants. Some preparers of kyantaga were recorded as such and tabulated in Group 71, while some were recorded as cultivators of sugar-cane and tabulated in Group 6c, or (because sugar-cane was not their main crop) were recorded as cultivators of paddy, etc., and tabulated in Group 3a, 3b or 3c; there is no difference between these two classes, but in the tabulation-office there was no way of distinguishing the latter from other cultivators of sugar-cane who do not prepare kyantaga at all.

72. Although jaggery, dhani-th'gya and kyantaga are used as sweetmeats preparers of them are tabulated in Group 71. See the note upon that group.

74. See the note of Group 71. All Upper Burma and some Lower Burma figures of this group represent preparers of jaggery; and some palm climbers are in Group 71. Some females are shown as toddy-drawers although females never climb the trees; the whole family assisting the toddy-drawer is customarily regarded as engaged in palm-climbing and is shown accordingly in the enumeration-schedules.

75. In Burma tobacco is always cured by the growers who are included in Groups 3a, 3b and 3c. Cigar-makers are included in this group. In the standard schemes manufacturers of opium and ganja are included in this group, but in Burma these manufactures are illegal except in certain Shan States east of the Salween, where however the persons who manufacture opium are the cultivators who are tabulated as such in Group 6f unless they have other more important cultivation which causes them to be classified otherwise. See also the note on Group 137.

79. This group is provided in the standard schemes for industries relating to gloves, socks, gaiters, belts, buttons, umbrellas, walking-sticks and canes, etc. In Burma the umbrella-makers are practically the only class represented; the numbers making other articles concerned in this group are very small.

82. The title of this group in the standard schemes is "Other industries connected with the toilet (tattoos, shampooers, workers in bath-houses, etc.);" but in Burma the *a-hneik-thè*, who massage sometimes to promote a feeling of health and well-being but generally for the removal of rheumatic or other pains, constitute nearly the whole of the group. Besides them there are only tattooers, the number of whom is both small and diminishing.

83a. } Group 83 was divided into two parts at the request of the Industries Depart-
83b. } ment; but it was always doubtful whether the division could really be made, because it was expected that polishers would be described in the same way as cabinet-makers. Experience in tabulation suggested that probably cabinet-makers and polishers have been returned as a rule as carpenters (Group 44) as the Burmese word *let-thama* (carpenter) is often used for a cabinet-maker instead of the long term *ein-daung pari-bawga lok-thama*. Tabulation has necessarily followed the entries in the schedules and thus included cabinet-makers in Group 44.

84. Many upholsterers are probably included in Group 44 through being described by the Burmese term for carpenter (see note to Group 83). Those employed in motor or carriage workshops are in Groups 90 and 91. Probably the persons tabulated in Group 84 are really makers of mattresses, pillows, etc., rather than upholsterers.

85. Surki-pounders are not included in this group but in Group 89.

86, 87. } These four groups, together with thatchers and erectors of bamboo houses,
88, 89. } who are now in Group 45c, are equivalent to Groups 77, 78 and 79 of 1911. A more complete title for Group 89 is "Painters and decorators of buildings, tilers, roofers (not using thatch), plumbers and all builders other than bricklayers, masons, carpenters or erectors of buildings principally made of bamboo or similar materials." Pounders of bricks for making *surks*, white washers and sign-board painters are also in Group 89. See too the notes on Groups 111 and 176.

90. Makers and repairers of all kinds of cycles, whether motor-cycles or not, are included in this group. Also makers and repairers of motor cars and other motor land vehicles. Makers of motor-boats or air-ships would be in Group 92, but none were recorded in Burma. See also the note on Group 113b in which also some engaged in repairs of motor-vehicles are included.

91. This group includes makers and repairers of carts, carriages, rickshaws and all other vehicles used on land except (i) cycles (see note on Group 90) and (ii) vehicles used on railways (see note on Groups 118 and 119).

92. Aeroplane builders belong also to this group, but none were recorded in Burma.

99. Makers of paper flowers have been included in this group in accordance with the standard schemes although Group 100 seems more appropriate and does include the makers of paper lanterns.

100. This group includes makers of kites, of dolls and marionettes and of fishing tackle, but not makers of fish-cages and fish-traps for whom Group 45a provides. Making paper lanterns and taxidermy would also belong to this group; but, because they are not practised as principal but only as occasional occupations, none returned them. See also the note for Group 99.

101. This group includes the management and service of racecourses, football grounds, etc., huntsmen, billiard markers, the managers and other employees (except performers) of theatres, cinemas and other places of public entertainment and the staffs of public societies. Actors, singers and dancers are included in Group 178; boxers, conjurers, etc., in Group 179.

105. Pilot and light-house services are included in this group.

106. Persons belonging to this group have not been tabulated correctly because their returns failed to indicate the place of their employment. Probably most are included in Groups 186 and 187. Coolies on wharves and jetties are included in Group 117.

107a. } Clerks, peons, etc., working for persons of these groups are included in Group

107b. } 107a. (But see the note on Group 117 for coolies at wharves)—*Ship* includes (i) all vessels propelled by mechanical power otherwise than by an outboard motor, and (ii) sea-going vessels which are not of those types which are generally associated with some particular point on the shore from which they make short excursions to sea. (See the note on Group 110a below.)

108. (i) The whole of the Irrigation Branch of the Public Works Department is included in these two groups although only a small part of it is concerned strictly with transport (e.g., the staffs of the Twante and Pegu-Sittang canals) and the greater part is really assisting in agriculture. (ii) Clerks, peons, etc., employed in association with occupations properly of this group are included in it. (iii) Probably some persons of this group have been tabulated in Group 111 through insufficient information in their returns.

109. The records for persons of this group do not indicate the place of their employment. Probably most are included in Groups 186 and 187, and some may be in Group 112.

110a. Clerks, peons and all others working for boat owners except boatmen and towmen are included in this group. *Boat* includes (i) small sea-going vessels of the types which are generally associated with some particular point on the shore from which they make short excursions to sea, and (ii) inland vessels which are either not propelled by mechanical power or are propelled by an outboard motor. (See the definition of *ship* in the note on Group 107a.)

110b. See the definition of boat for Group 110a above. See also the note on Group 117 for coolies at wharves and other landing-places.

111. } The whole of the Roads and Buildings Branch of the Public Works Department

112. } is included in these groups; some of its members have little to do with means of transport and are chiefly occupied with the construction of residential buildings and of offices not concerned with transport, but it is impossible to classify them more minutely. The Public Works Departments of Municipal Committees and other local authorities should be classified here if specialised in work on roads and described accordingly in the schedules; but in most cases one or both of these conditions was not satisfied, and classification in Group 163 was given accordingly.

113a. } These two groups exclude all private servants but include all others who

113b. } are occupied in connection with transport by mechanically driven vehicles of any kind, including taxis, lorries, trams, etc. Managers for companies, persons owning such vehicles, and owners of such vehicles who manage the transport business, are included and also all their mechanics, drivers, cleaners, clerks, messengers and all other employees whether in the garage, works office or elsewhere. Of these, drivers and engine-cleaners have been tabulated separately in Group 113a and all others in Group 113b. Makers or repairers of motor-vehicles who are not principally engaged in the actual transportation business together with all their employees, are in Group 90. See also the note on Group 114.

114 Occupations associated with transport on land are divided amongst Groups 111 to 119 inclusive. Groups 111 and 112 deal with the construction of roads; Groups 118 and 119 deals with railway construction and working; Group 110 deals with direct carriage by animals without the aid of vehicles, and Groups 113a, 113b, 114, 115 and 117 deal with transport by vehicles or by human labour as explained below.

Persons employed as private servants in connection with animals or vehicles having been separately classified in Groups 182 and 183, all others whose occupations are associated with vehicles are classified according to the motive power of the vehicle: Groups 113a and 113b taken together, Group 114 and Group 115 respectively thus correspond to vehicles propelled by mechanical power, by animals and by human labour. An exception is made however in the case of hand-carts which are regarded rather as contrivances assisting porters to carry goods than as vehicles, so that persons whose occupations are related to transport by hand-carts are assigned to Group 117. (See note on Group 117.)

The notes on the separate Groups 111 to 119 should also be consulted.

115. The vehicles concerned in this group are rickshaws, sedan-chairs and other vehicles drawn or carried by human labour and intended for the conveyance of human passengers. Hand-carts are not included; see note on Group 114.

116. This group is concerned only with actual carriage by animals, without the use of vehicles. See also the note on Group 114.

117. See also the note on Group 114. Group 117 was intended to include only porters and messengers employed in general transport on land otherwise than by rail. Coolies at jetties or wharves or goods stations loading or unloading boats or railway trucks have been regarded as belonging to this group when so identified in the records; and this applies also to coolies carrying luggage at railway stations but not on the railway staff. Hand-cart coolies have also been included in this group. So too have owners of hand-carts, who only hire the carts to coolies, although the title of the group does not cover them. Many belonging to this group have doubtlessly been included in Group 187, the note on which should be consulted. In accordance with the general rule peons or porters engaged for a particular industry or business or office are included not in Group 117 but in the group to which that industry, etc., belongs; e.g. peons in the employ of a wholesale dealer in piece-goods are in Group 123*a*; peons in a settlement office in Group 2; postal and telegraph peons in Group 120; porters on the railway staff in Group 119.

118. } These groups include all persons (except those mentioned below) engaged in

119. } railway offices and workshops and on railway construction as well as those engaged in working the railways. Railway doctors are in Group 171, railway police in Group 159, sweepers on railways in Group 103, the railway postal service in Group 120. Probably a number of persons of these two groups are included in Groups 185, 186 or 187. See also for coolies the note on Group 117.

121. A more complete title for either Group 121 or Order XXIV would be as follows: "All employed in connection with banking, money lending, pawnbroking, foreign exchange, money changing and all occupations concerned solely with finance, credit and insurance—except stock and share brokers and jobbers and auditors, who are included in Group 122."

122. A more complete title for either Group 122 or Order XXV would be: "(i) Stock and share brokers and jobbers, auditors and labour agents; (ii) all such brokers (other than stock or share brokers), commission agents, auctioneers, appraisers (other than Government servants), commercial travellers or warehouse-owners as are not confined to a specified particular kind of trade, and (iii) all employees of the foregoing."

127. This group includes trade in pottery which constituted Group 112 of 1911 and also trade in bricks and tiles which formed part of Group 128 of 1911. See note on Group 143 below.

128. The term *chemical products* includes drugs, dyes, paints, petrol, kerosene, candles and all other products of petroleum refineries, medicines (patent or not), explosives, etc. But there is the difficulty that as the Burmese word *hse* for tobacco is often used for medicines without the distinguishing prefix *bara*, some persons belonging to this group may have been tabulated in Group 137 or *vice-versa*. Many traders tabulated in other groups sell articles concerned in this group but are not tabulated here because they are either general dealers or trade principally in some other kind of goods.

129. This group includes the same occupations as the corresponding Group 114 of the census of 1911 although the title in 1911 did not mention trade in ice.

133. Most of this group are cattle-keepers who sell milk; and some people of the same kind have probably been returned as cattle-keepers and included in Group 11. There is confusion in the tabulation of Groups 11, 70 and 133 owing to incomplete descriptions in the schedules. See the notes on those groups.

137. The number of opium dealers in any district of Divisional Burma is small; the total number of opium shops in the province in 1921, excluding the Shan States, Chin Hills and some other areas under special administration, was only 125, and the total number of this group in the whole province who are concerned with opium is probably under 1,000. The remainder of the group are tobacco-dealers. Many of the cigar-makers of Group 75 also are sellers of the cigars they make. See the notes on Groups 75 and 128.

139. Sellers of oil-cake are in this group.

140. This group includes trade in hats, socks, ready-made shoes and ready-made clothing of all kinds and also in umbrellas, walking-sticks or canes, perfumes, etc.

141. "Woven furnishings" include carpets, curtains, bedding and mats made of reeds, bamboos, etc., which are not used for building. Tent-sellers are also in this group.

142. The goods with which this group is concerned include all household goods not in Group 141, such as hardware, cooking-utensils, porcelain, crockery, glassware, bottles, gardening tools.

143. This group includes trade in building-stone, plaster, cement, sand, etc. The corresponding group in 1911 was Group 128, which however included also trade in bricks and tiles which has been transferred to Group 127 of 1921. See note on Group 127.

144. } Group 144 relate to all kinds of cycles whether with motors or not, and also
 145. } to all kinds of mechanical transport whether on land or water. Group 145
 relates to all kinds of transport without mechanical power except cycles. Hired hackney
 carriages are in Groups 113*b* and 114.

147. Fuel includes wood, charcoal, coal; cow-dung is not commonly used as fuel in
 Burma and there are none who live by selling it for use in this (or any other) way.

149. Sellers of images of all kinds are included in this group.

151. There is no trade in stable refuse or cow-dung in Burma. See note on Group 147.
 Trade in bats' guano is covered by this group.

154. Stamp-vendors are included in this group.

155. In this group are included 319 Mahomedan and 130 Hindu male workers, all born
 outside Burma, who although in military service reported an agricultural subsidiary occupa-
 tion; it seems probable that some of them were merely taking advantage of being far from
 their homes to pretend to have the status of landowners, or that their wish was father to
 their thought. The Mahomedans, were Pathans or Punjabis while the Hindus were
 Mahrattas.

159. There are 448 female workers recorded in this group; probably all are depen-
 dents of this group for whom the enumeration-record was written in the wrong column.
 The numbers are distributed through most of the districts and the matter was noticed
 too late for correction. The Excise Department is included in Group 161, not associated
 with police in this group.

161. } Soldiers, sailors and police belong to Sub-class VI; engineers, doctors,
 162. } sweepers and others, the character of whose occupation is not affected by the
 163. } fact that they are employed in the public service, are not included in this group
 but in the group assigned to their specific occupation. The Official Assignee and his staff
 are in Group 161, and so are all the Excise Department. Health Officers have all been
 assigned to Group 171. See Article 6 of the preface to this section of the table.

165. } *Methilayin*, *pothudaw* and *yatha* have been treated as workers of Group 166
 166. } and *koyin* as dependents in the same group. *Tayahaw* and other lay preachers
 167. } have been assigned to Group 167, but *kappiya* have been assigned to Group 181
 as domestic servants.

169. This group includes solicitors and conveyancers, notaries public, receivers for
 courts, *kazis*. The Official Assignee and his staff are in Group 161.

170. Interpreters in courts of justice are included here.

171. This group includes all practising principally as doctors, dentists, oculists or
 veterinary surgeons, etc., whether with European or orthodox qualifications or not; also
 all health officers.

172. This group includes all hospital and asylum establishments except those in
 Group 171.

173. All grades of the Education Department are included in this group.

176. Civil engineers of the Public Works Department and their staffs are in Groups
 108, 109, 111, 112; while those of the railways, with their staffs are in Groups 118 and
 119. The Land Records Department was included partly in Group 159 of 1911
 which corresponds to Group 176 of 1921, but in 1921 it is in Group 2*b*; see items 1 and 10
 of Section E below. The figures for Group 176 are obviously inaccurate.

177*b*. There is no distinction between many included in this group and the *bedin-saya*
 of Group 179, as many shown in each might be described with equal reason so as to
 belong to either group. Neither the figures shown for this group nor those shown for
 Group 179 should ever be used alone, but only the sum of those for the two groups. See
 also the note on Group 179.

177*c*. See the note on Group 57.

177*d*. It was originally intended to include all makers of images in Groups 177*c* and
 177*d*, those who worked in stone being separated in Group 177*c* while those who worked
 in other materials formed Group 177*d*. But owing to an entry in the index for *wood-carvers*
 ("Group 83 if not cabinet-maker") and another for *Carver in wood and ebony* ("Group 44
 if not for furniture") those of Group 177*d* were wrongly classified in Groups 44 or 49
 according as the material was wood or metal.

177*e*. Adult scholarship-holders studying for a particular profession stated in the
 enumeration-schedules are included in the group corresponding to that profession; all
 others are in Group 177*e*. Juvenile scholarship-holders are classified as dependents in
 the group of their parents or guardians, but if that is not known they are classified as
 dependents in Group 177*e*.

179. Practically all in this group were described as *bedin-saya* (fortune teller). See
 the notes on Groups 101 and 177*b*.

180. The workers of this group include all who derive the principal part of their incomes
 from such sources as pensions, dividends or royalties, or the ownership of rights-of-way or
 of buildings or of land used for building, mining or any other purpose than the occupations
 of Sub-classes 1*b* and 1*c*. See also the note for Group 1, and Article 8 of Section B of
 this Part.

181. } These three groups include all domestic servants except sweepers. In
 182. } particular they include all the private servants excluded from Groups 113 to
 183. } 116 inclusive—see particularly the note of Group 114. Group 182 includes
 coachmen, grooms (or syces), private rickshaw-pullers, dog-boys, private milch-cow tenders
 and the like. Group 183 includes drivers and cleaners of private motor-cars; all other
 domestic servants clearly described as such are included in Group 181, except sweepers.
 (All sweepers are in Group 103 wherever employed.) In agreement with the standard schemes
 all except sweepers and punkha-pullers who have designations generally representing
 domestic servants (*e.g.* waterman) but are employed in offices, factories, shops, etc., are
 classified, in accordance with Article 3 of the preface to this Section, in the same group as
 clerks or messengers employed in the same office, factory, shop, etc.; but they have been
 regarded as domestic servants if the place of employment was not indicated. The standard
 schemes follow this rule for punkha-pullers also; but in Burma punkha-pullers whose place
 of employment was not indicated have been assigned to Group 187 as there are very few
 domestic servants specifically employed as punkha-pullers. Group 183 corresponds to a part
 of Group 166 of 1911, the remainder of that group forming now Group 186.

184, 185 } See Articles 4, 5 and 6 of the preface to this Section and the note on
 186, 187 } Group 117. Groups 183 and 186 together correspond to Group 166 of 1911.

188. Prisoners under trial as well as convicted prisoners are included in this group.

191. Only a few persons with definitely described occupations had to be tabulated as
 "other non-productive." A few described as *gambler* are included: they are probably
 persons who set up booths for games of chance at pagoda festivals. The group consists
 chiefly of persons for whom the record was so defective that they could not be classified
 even in Groups 184 to 187. A number of persons shown in the schedules only as
Dependents have been tabulated as dependents in this group for lack of further
 information; a particular instance of this is afforded by approximately 2,400 persons in
 Toungoo district, almost entirely Indians of Peoples IX and X.

SECTION C.—ALPHABETICAL INDEX OF OCCUPATIONS (*Abridged*).

The index below shows only a few occupations for which the discovery of the group
 containing them is likely to be difficult. A complete index of all occupations recorded in
 the schedules would occupy about fifteen or twenty of these pages in double columns, and
 even more if all the various names given to some occupations were separately shown. It
 is believed that with the aid of the explanations of Sections A and B the group-titles them-
 selves will give a sufficiently clear indication of the group which includes almost any
 occupation other than those shown below unless the numbers concerned are negligibly
 small.

In all cases the note in Section B on any group mentioned in this index should be
 consulted.

Occupation.	Group.	Occupation.	Group
Appraiser (not Government service) ...	122	Interpreter in courts of justice ...	170
Auctioneer ...	122	Jemadar ...	*
Auditor (commercial) ...	122	Jetty-cooly ...	117
Asylum service ...	172	Knife-grinder ...	48
Bat's guano seller ...	151	Koyin ...	166†
Birds' nests, collector of ...	9d	Life-assurance ...	121
Boat painter ...	98	Light-house service ...	105
Boxer ...	179	Milkman ...	11, 70, 133
Brick pounder ...	89	Oil-cake seller ...	139
Carver of images ...	177c and 177d	Paper flowers, maker of ...	90
Castrator of cattle ...	172	Paper lanterns, maker of ...	100
Cloth saddles, maker of ...	40	Picture-frame maker ...	100
Cooly recruiting-agent ...	122	Pilot ...	105
Cutch-boiler ...	9c	Sail-maker ...	92
Dah-maker ...	48	Scene-painter ...	101
Dairyman ...	11, 70, 133	Scholarship-holder ...	177e
Education service ...	173	Sign-board painter ...	89
Electroplater ...	50	Spear-maker ...	48
Elephant-driver ...	9b	Stamp-vendor ...	154
Export agent (general) ...	122	Steamer-cooly ...	117
Flower (artificial) maker ...	99	Stone-images, seller of ...	149
Gambler ...	191	Story-teller ...	179
Glass-mosaic worker ...	52	Tent-maker ...	184
Grass-cutter ...	9d	Tent-seller ...	141
Hand-cart cooly ...	117	Type-founder ...	50
Health officer ...	171	Upasin ...	105
Hospital service ...	172	Whitewasher ...	89

SECTION D.—VARIATIONS IN BURMA FROM THE STANDARD SCHEME OF 1921.

Some occupations are assigned to different groups in different provinces because they
 are practised under different conditions which alter their essential nature; *e.g.* elephant-
 drivers are assigned to Group 182 in the standard scheme, but in Burma they are assigned

* According to service in which employed; if a sweeper, 103.

† Koyin are tabulated in Group 166 as *dependents*.

to Group *gb* because they are employed not as private servants but in connection with the timber industry. Such variations which really aim at maintaining essential uniformity, and also variations of titles without change of content, are ignored in this Section, which takes account only of differences in the system of the classification. Subject to this reservation each category of the Burma system is equivalent to the category of the standard scheme of the same grade and serial number unless the contrary is stated below.

Sub-class I of the standard scheme, with the title *Exploitation of Animals and Vegetation*, is represented in Burma by the three Sub-classes *1a*, *1b* and *1c*.

Order I of the standard scheme with the title *Pasture and Agriculture* is represented by Orders I, IIA, IIB, IIC and IID of the Burma Scheme (Burma Order IIE corresponds to Standard Order II). For the separate parts into which Order I is divided in the standard scheme the relationships are as follows:—Groups 1 and 3 of Order I (*a*), *Ordinary Cultivation*, are equivalent to Burma Order I; while the remainder of Standard Order I (*a*)—that is Groups 2, 4 and 5—and Standard Order I (*b*) together constitute Burma Order IIA; Standard Orders I (*c*), I (*d*) and I (*e*) are equivalent to Burma Orders IIB, IIC and IID respectively.

Order II of the standard scheme, *Fishing and Hunting*, corresponds to Order IIE of the Burma Scheme.

Groups.—Each group of the standard scheme of 1921, except Nos. 1 to 7 inclusive, is equivalent to the Burma group of the same serial number, or in cases where two or more Burma groups have the same serial number with different letters affixed, to the sum of all those groups. For Groups 1 to 7 the relationship is as follows:—

Group of the Standard Scheme.		Equivalent in the Burma Scheme.
No.	Title.	
1	Income from rent of agricultural land	Group 1.
2	Ordinary cultivators	Groups 3 <i>a</i> , 3 <i>b</i> and 4.
3	Agents, managers of landed estates (<i>not planters</i>), clerks, rent collectors, etc.	
4	Farm servants	} Group 3 <i>c</i> .
5	Field labourers	
6	Tea, coffee, cinchona, rubber and indigo plantations ...	Groups 6 <i>b</i> , 6 <i>e</i> , 6 <i>g</i> , 6 <i>h</i> and 6 <i>j</i> .
7	Growers of fruit, flowers, vegetables, betel-vine, areca-nut, etc.	Groups 5, 6 <i>a</i> , 6 <i>c</i> , 6 <i>d</i> , 6 <i>f</i> and 7.

SECTION E.—COMPARISON OF THE CLASSIFICATION SCHEMES OF 1921 AND 1911.

1. The principal variations of the classification-scheme of 1921 from that of 1911 are:—

(*a*) All the variations from the standard scheme of 1921 which are shown in Section D above

(*b*) Changes in the content of the following categories as detailed in the schedule at the end of this section:—

Classes—All.

Sub-classes—*Ia* and *III* to *XI* inclusive.

Orders *—1, 2, 6, 7, 8, 9, 11, 15, 16, 17, 18, 20, 21, 24, 25, 30, 35, 40 (equal to 41 of 1911), 49, 50, 52 and 53.

Groups—See the schedule below.

(*c*) The subdivision of certain groups—see paragraph 3 below.

(*d*) Changes in the serial numbers of some groups—see paragraph 3 below.

(*e*) Changes in the titles of some categories without other change of their content besides that (if any) noted in items (*a*) and (*b*) above—see paragraph 4 below.

2. Minor changes besides the above have been caused by the association of some occupations with different groups, in some cases by direction in the index of occupation-names used in classification, in others unwittingly as a result of the recognition at the time of classification of different aspects of one and the same occupation. Only cases of no numerical significance can fall into the latter class; and it is hoped that all of the former class which have such significance have been included in the schedule below.

* The numbers of Orders are here given in Arabic type for clearness although properly Roman numerals should be used for Orders.

3. Apart from a few cases noted in the schedule below, the groups are ranged in the same serial order in the standard schemes of 1921 and 1911, the parts of each group which has been subdivided being arranged consecutively in the place of the group they replace. As these subdivisions have been separately numbered in the series the numbers of corresponding groups in the standard scheme of 1911 and 1921 are not identical; but as *Orders* of the same serial number in the two schemes are approximately identical, and as the serial order of groups in each *Order* is generally the same, there is no difficulty in identifying corresponding groups by their titles. Those groups which are distinguished by letters added to the same serial number represent subdivisions made in Burma alone of the group of that serial number in the standard scheme, and should be taken together as one unit for such a comparison.

4. Those cases in which the change of the title of a category corresponds to a change of its content (other than a minor change of the kind noted in paragraph 2 above) are noted in the schedule below. Notes on some other cases of a change of title are included in Section B; in other cases the equality will generally be obvious.

Item No.	Orders, Sub-classes and Classes affected, 1921 and 1911.	Groups affected.		Remarks. (Title means the title of the group of 1911 shown in column 4.)
		1921.	1911.	
1	2	3	4	5
1	Orders I, IIA, XLIX. Sub-classes Ia, VIII, Classes A, C.	1 to 7 inclusive and 176.	1 to 7 inclusive, 144 and 158.	Groups 1 to 7 inclusive include nominally the same occupations in 1921 as in 1911 although the distribution between the groups differs as shown in Section D. But in 1911 the Land Records staffs were divided between Groups 144 and 158 as government servants or surveyors, while in 1921 they have been tabulated in Group 26 (corresponding to Group 3 of 1911) as assistants of Government in its aspect of landowner. See also item 10 of this list and Section B.
2	Orders VI, VII.	36 and 41	88 29 34	<i>Title</i> —Textile work with hair or bristles, brush-makers, etc. <i>Title</i> —Persons occupied with feathers. <i>Title</i> —Furriers.
3	Orders VII, XVI.	40	33 81	<i>Title</i> —Makers of leather articles, such as trunks, water-bags, etc. <i>Title</i> —Saddlers, harness-makers, whip and lash-makers.
4	Orders VIII, XV.	45a, 45b and 45c.	37 79	<i>Title</i> —Basket makers and other industries of wooden material, including leaves (except Group 44 of 1921). The thatchers and builders using bamboo and similar materials are taken from this group to be associated with Group 37 of 1911 in the three groups 45a, 45b and 45c; the remainder of the group forms new Group 89 for which see below.
5	Orders IX, XV	48	39 41 79	<i>Title</i> —Flough and agricultural implement makers. <i>Title</i> —Iron workers not in Groups 46 and 47 of 1921, and makers of implements and tools principally or exclusively of iron. Only the locksmiths of Group 79 of 1911 have been transferred to Group 48 of 1921; for the remainder of Group 79 see below.
6	Orders XI, XVII.	59	51 83	<i>Title</i> —Manufacture of aerated and mineral waters. The ice-makers of Group 83 of 1911 have been taken to Group 59 of 1921 leaving the balance to form Group 93 of 1921.
7	Orders VIII, XV	86 to 89	77, 78 and 79.	These three groups of 1911 included all building industries other than lime-burning and cement-working, and together equal the three groups of 1921, save that thatchers and builders of bamboo houses who were included in Group 79 have been transferred to Group 45c.
8	Order XVII	93	83	Group 83 of 1911 included Group 93 of 1921 and also ice-makers who have been transferred to Group 59 of 1921. (See above.)
9	...	104	...	No corresponding group or order in 1911.

Item No.	Orders, Sub-classes and Classes affected, 1921 and 1911.	Groups affected.		Remarks, (Title means the title of the group of 1911 shown in column 4.)
		1921.	1911.	
1	2	3	4	5
10	Orders XX, XXI, XLV, Sub-classes IV, VII, VIII. Classes B, C.	108 109 111 118 161 176	96 98 144 158	The scheme of 1911 required "Public Works Department officers, etc." to be assigned to Group 158 which corresponds in title to Group 176 of 1921, while their labourers and their contractors and the employees of those contractors were assigned to Groups 96 or 98. The instruction of 1911 was vague and the exact manner of its application is not known; probably the Public Works Department (including engineers, overseers, clerks and peons) was divided in practice between Groups 144 and 158 which correspond to Groups 161 and 176 of 1921. See also item 1 of this list for Groups 144 and 158 of 1911.
11	Orders XXIV, XXV.	121	107	Pawnbrokers have been transferred from Group 122 (otherwise equivalent to Group 107 of 1911) to Group 121.
12	Orders XXX, XXXVI.	127	112 128	Title—Trade in pottery. Title—Trade in building materials. But only trade in bricks and tiles has been transferred to Group 127 of 1921 and the remainder constitutes Group 143 of 1921.
13	Orders XXX, XXXVI.	143	128	See above note on Group 127 of 1921.
14	...	158	..	No corresponding group or order in 1911.
15	...	165, 166, 167	148, 149, 150	The three groups of 1921 are equivalent to the three of 1911, but the distribution amongst the three has changed.
16	Orders XLIX and L.	173 } 174 }	156	Nominally the content of Group 156 of 1921 was the sum of Groups 173 and 174 of 1921; but in fact <i>Drawing-masters</i> (and their peons, etc.) were placed in Group 159 and <i>Music Teachers</i> (and their peons, etc.) in Group 160. For 1921 these have been included in Groups 173, 174 under Order XLIX, <i>Instruction</i> .
17	See Column 5 for this entry.	176	158	See items 1 and 10 of this schedule.
18	Orders XVIII, I., Sub-classes III, V. Classes B, C.	177a to e	85 } 159 }	Title—Newspaper and magazine managers and editors, journalists, etc. The remainder of Groups 177a to e inclusive, and also <i>Drawing-masters</i> and their clerks, peons, etc., for which see preceding note on Groups 173 and 174.
19	Orders XLIX and L.	178	160	Group 178 of 1921 differs from Group 160 of 1911 by the exclusion of music teachers and their peons, etc. See note on Groups 173 and 174 above.
20	* Orders XI, L. Sub-classes V, VIII. Classes B, C.	179	137	The group has been displaced as a whole without change of content.
21	Order LI. Sub-class IX. Classes C, D.	181	161	(a) Group 161 of 1911 included the occupations of Group 181 of 1921 and also the scholarship-holders who in 1921 are classified as described in the note on Group 177a in Section B above. (b) The group so amended, has been transferred from Class C in which it was included in 1911 to Class D. (c) Classes C and D are affected both by the amendment (a) and the transfer (b); but Order LI and Sub-class IX are affected only by (a).
22	Orders III, LIII Sub-classes X, XI.	184 } 186 }	166	Group 186 of 1921 differs from Group 166 of 1911 by the exclusion of private motor-drivers and cleaners separately tabulated in Group 183 of 1921.

* XL of 1921, corresponding to XLI of 1911.

IMPERIAL TABLE XVII.—Occupations. PART II.—Provincial Summary.

		WHOLE PROVINCE.										
Class.	Sub-Class.	TITLE OF CLASS OR SUB-CLASS OF OCCUPATIONS.	Total Workers and Dependents.	WORKERS.						DEPENDENTS.		
				Total Workers.		Workers with an agricultural or other subsidiary occupation.						
				Males.	Females.	Agricultural.		Other.				
						Males.	F'm'l's.	Males.	F'm'l's.			
1a	1b	1d	2	3	4	5	6	7	8	9		
A		All Occupations (Total Population) ...	13,169,099	4,060,921	2,734,517	104,566	64,700	405,320	210,295	6,373,661		
		Production of raw materials ...	9,675,097	2,843,137	2,016,572	71,282	44,533	364,313	179,607	4,815,388		
	I	Exploitation of animals or vegetation ...	9,632,212	2,816,117	2,013,577	71,079	44,512	364,106	179,556	4,802,518		
	1a	Control of land or water used for the exploitation of animals or vegetation.	157,135	36,596	40,732	1,069	1,089	5,888	4,570	79,807		
	1b	Cultivated and wild plants ...	9,239,997	2,689,311	1,945,333	67,810	42,748	352,877	173,253	4,605,353		
	1c	Domestic and wild animals ...	235,080	90,210	27,512	2,200	675	5,341	1,733	117,358		
	II	Exploitation of minerals ...	48,885	27,020	2,995	203	21	207	51	12,870		
B		Industry and commerce ...	2,321,919	727,093	530,819	18,619	12,012	30,417	22,961	1,064,007		
	III	Industry ...	870,827	280,631	203,317	8,062	6,464	10,423	10,521	386,879		
	IV	Transport ...	354,274	177,404	15,938	4,119	315	5,088	964	160,932		
	V	Trade, finance and insurance ...	1,096,818	269,058	311,564	5,838	5,233	14,906	11,476	516,196		
C		Public service and the professions and liberal arts.	462,007	214,983	17,760	11,152	171	4,345	293	229,264		
	VI	Public force ...	76,400	37,628	469	779	1	255	39	38,303		
	VII	Public administration ...	103,041	33,242	992	9,102	90	1,763	42	68,807		
	VIII	The professions and liberal arts ...	282,566	144,113	16,299	1,271	80	2,427	212	122,154		
D		Miscellaneous ...	710,076	275,708	169,366	3,513	7,984	6,245	7,434	265,002		
	IX	Persons (not in Sub-class 1a) without an occupation but receiving an income.	13,800	3,230	1,175	153	10	344	41	9,395		
	X	Domestic service ...	73,669	43,059	8,001	807	87	637	115	22,609		
	XI	Insufficiently described occupations ...	573,641	202,629	149,894	2,533	7,855	5,117	7,172	221,718		
	XII	Unproductive and unclassified ...	48,966	26,790	10,896	20	32	147	106	11,280		
		ORDER AND GROUP.										
		Ser. No.	Title.									
A.—PRODUCTION OF RAW MATERIALS.		1	Control by persons not principally practising an occupation of Sub-class 1b or 1c of land or water used for such an occupation.		157,135	36,596	40,732	1,069	1,089	5,888	4,570	79,807
1a.—CONTROL OF LAND OR WATER USED FOR THE EXPLOITATION OF ANIMALS OR VEGETATION.		1	Ownership and rights over land or water used for occupations of Sub-class 1b or 1c.		147,764	33,419	40,732	999	1,089	5,831	4,570	73,613
		2a	Agents, managers, clerks, rent-collectors, etc., for land or water belonging to persons of Group I.		5	1	4
		2b	Agents, managers, clerks, rent-collectors, etc., for land or water similarly used but belonging to Government.		9,366	3,176	...	70	...	57	...	6,190

IMPERIAL TABLE XVII.—Occupations. PART II.—Provincial Summary—continued.

A.—PRODUCTION OF RAW MATERIALS.		ORDER AND GROUP.		WHOLE PROVINCE.										
				Total Workers and Dependents.	WORKERS.						DEPENDENTS.			
					Total Workers.		Workers with an agricultural or other subsidiary occupation.							
					Males.	Females.	Agricultural.		Other.					
1a	1b	1c	1d	2	3	4	5	6	7	8	9			
1b.—CULTIVATED AND WILD PLANTS.	IIA	Cultivation	9,158,932	2,657,681	1,937,779	67,012	42,574	350,823	172,926	4,563,472			
			3	Agriculture proper	7,994,012	2,300,084	1,639,878	50,889	30,269	308,844	149,922	4,024,050		
				(a) Cultivating owners	4,064,042	1,165,537	913,895	32,366	18,371	183,783	93,923	1,995,210		
				(b) Cultivating tenants	1,814,104	512,362	331,178	14,641	9,055	74,184	27,513	970,024		
				(c) Agricultural labourers	2,085,800	622,185	405,405	3,882	2,843	50,877	28,486	1,058,210		
				4	Taungya	942,285	278,011	246,833	10,264	8,884	36,366	20,185	417,441	
				5	Market gardening	162	71	1	90	
				6	Cultivation of certain crops (planters, managers and labourers):	90,682	28,756	19,932	3,002	2,010	1,938	845	41,994	
					(a) Betel-vine	19,412	5,616	3,701	67	136	739	175	10,095	
					(b) Rubber	9,129	5,020	807	14	9	48	17	2,702	
			(c) Sugarcane	16,809	5,336	1,969	312	77	320	83	9,504			
			(d) Citronella	344	218	6	29	120			
			(e) Tea	38,115	10,305	11,423	1,745	1,670	511	154	16,387			
			(f) Opium and Ganja	6,867	1,658	2,024	335	118	320	416	3,185			
			(g) Coffee	2	1	1			
			(h) Indigo	2	...	2			
			(j) Cinchona	2	2			
		7	Orchard gardens and all other horticulture not included in Groups 5 and 6.	161,791	50,759	31,135	2,857	1,411	3,675	1,974	79,897			
	1c.—DOMESTIC AND WILD ANIMALS.	IIB	Forestry	81,065	31,630	7,554	798	174	2,054	327	41,881		
				8	Forest officers, rangers, guards, etc.	12,168	4,189	189	43	...	34	12	7,790	
9a				Charcoal burners	3,584	1,214	305	34	28	37	21	2,005		
9b				Wood and bamboo-cutters and fuel-collectors.	51,322	21,278	3,748	589	91	1,617	176	26,296		
9c				Cutch collectors	2,482	747	506	20	19	61	40	1,223		
9d				All other collectors of forest produce except lac-collectors.	11,493	4,160	2,741	112	36	305	78	4,556		
10				Lac collectors	16	6	5	5		
IIC				Raising of farm stock	72,611	34,985	10,205	799	361	2,672	1,058	27,421	
					11	Cattle and buffalo breeders and keepers.	26,214	11,786	3,204	192	62	1,391	313	11,224
					12	Sheep, goat and pig breeders	4,505	3,809	3,762	240	233	615	565	6,934
	13	Breeders of other animals (horses, mules, asses, etc.).	636		322	42	10	3	12	...	212			
	14	Herdsmen, shepherds, goatherds, etc.	31,256		19,008	3,197	257	63	654	180	9,051			
	IID	Raising of other animals		1,660	768	382	7	3	13	8	510		
			15		Birds, bees, etc.	748	197	177	3	2	374	
			16		Silk-worms	912	571	205	7	3	10	6	136	
IIE	Exploitation of wild animals	160,809	54,457	16,925	1,394	311	2,656	667	89,427				
		17	Fishing and pearling	157,855	52,462	16,790	1,381	311	2,644	665	88,603			
18	Hunting	2,954	1,995	135	10	...	14	2	824					

IMPERIAL TABLE XVII.—Occupations. PART II.—Provincial Summary—continued.

A.—PRODUCTION OF RAW MATERIALS— <i>cont'd.</i>		Class.	Sub-Class.	Serial No.	ORDER AND GROUP.	TITLE.	Total Workers and Dependents.	WHOLE PROVINCE.								
								WORKERS.								DEPENDENTS.
								Total Workers.		Workers with an agricultural or other subsidiary occupation.						
								Males.	Females.	Agricultural.		Other.				
1a	1b	1c	1d	2	3	4	5	6	7	8	9					
II.—EXPLOITATION OF MINERALS.		III	Coal, petroleum and metals	28,136	19,486	856	69	8	71	11	7,794					
		19	Coal mines	54	23	1	30					
		20	Petroleum wells	13,229	9,487	309	34	2	27	6	3,433					
		21	Metals and minerals from which metals are extracted.	14,853	9,976	546	35	6	44	5	4,331					
		IV	Minerals not of Order III or V	10,787	5,989	1,720	51	4	89	20	3,078					
		22a	Jade	2,251	1,865	33	11	...	12	...	353					
		22b	Rubies, spinels and associated stones and all precious stones	2,412	756	938	2	...	24	8	718					
		22c	Other minerals not soluble in water (limestone, laterite, etc.)	6,124	3,368	749	38	4	53	12	2,007					
		V	Minerals soluble in water	3,062	1,545	419	83	9	47	20	1,998					
		23	Rock, sea and marsh salt	3,062	1,545	419	83	9	47	20	1,998					
24	Saltpetre, alum and other substances soluble in water.							
B.—INDUSTRY AND COMMERCE		III.—INDUSTRY.		VI	Textiles	115,338	8,859	75,018	81	2,810	370	4,287	31,461			
				25	Cotton ginning, cleaning and pressing	5,278	1,039	2,872	16	85	24	120	1,367			
				26	Cotton spinning	5,144	508	3,490	2	14	1	64	1,146			
				27	Cotton sizing and weaving	65,913	1,846	46,863	22	2,155	52	3,194	17,204			
				28	Jute spinning, pressing and weaving	360	39	250	71			
				29	Rope, twine, or string making	4,261	1,353	994	15	...	74	21	1,914			
				30	Work with other fibres	61	23	1	1	...	37			
				31	Wool-carding and spinning			
				32	Weaving of woollen blankets			
				33	Weaving of woollen carpets			
				34	Silk spinning	926	83	490	1	3	353			
				35	Silk weaving	29,436	2,936	18,041	20	510	185	764	8,459			
				36	Textile work using hair	2	2			
				37	Dyeing, bleaching, printing, preparation and sponging of textiles.	3,950	1,029	2,017	6	46	32	181	910			
				38	Other textile industries	1	1			
				VII	Hides, feathers, bristles and hard materials from the animal kingdom.	1,067	537	53	1	5	477			
				39	Tanners, curriers, leather-dressers, leather-dyers, etc.	193	118	2	73			
				40	Makers of leather articles other than articles of dress.	750	349	50	1	5	351			
				41	Furriers and persons occupied with leathers or bristles; brush makers.			
42	Workers in bone, ivory, horn, shell, etc. (except button-makers).	124	70	1	53							
VIII	Wood	214,170	79,498	24,870	1,489	777	3,255	1,049	109,802							
43	Sawyers	60,041	25,737	1,685	487	21	899	38	32,618							
44	Carpenters, turners and joiners, etc.	90,969	36,399	2,283	612	46	1,235	76	52,287							
45a	Lacquer-workers and makers of basket-work, sieves and cages of bamboo, cane, etc.	16,525	6,343	3,263	180	38	372	149	6,919							
45b	Makers with woody material of mats not used for walls or floors.	24,712	5,131	10,386	138	407	390	462	9,795							
45c	All others working with leaves or other woody materials.	21,924	5,888	7,253	132	265	359	324	8,783							

IMPERIAL TABLE XVII.—Occupations. PART II.—Provincial Summary—continued.

Class.		ORDER AND GROUP.		WHOLE PROVINCE.							
				Total Workers and Dependents.	WORKERS.						DEPENDENTS.
					Total Workers.		Workers with an agricultural or other subsidiary occupation.				
					Males.	Females.	Agricultural.	Other.	Males.	F'm'ls.	
1a	1b	1c	1d	2	3	4	5	6	7	8	9
		IX	Metals ...	41,776	16,690	1,037	321	27	640	46	24,049
		46	Smelting, casting, forging and rolling of iron.	798	442	10	2	346
		47	Makers of guns and other arms	150	84	1	...	66
		48	Other workers in iron and makers of articles consisting principally or exclusively of iron.	32,953	12,394	745	278	25	592	44	18,914
		49	All workers in brass, copper and bell-metal.	1,508	1,120	143	25	...	17	...	1,245
		50	All workers in other metals except precious metals.	6,231	2,645	137	18	2	60	...	3,448
		51	Workers in mints, die-sinkers, etc.	34	2	2	30
		X	Ceramics ...	30,602	9,901	9,771	150	192	272	405	10,930
		52	Makers of glass and crystal ware	844	430	256	4	4	10	5	549
		53	Makers of bangles, beads, necklaces, ear-studs, etc., made of glass.	52	11	0	32
		54	Makers of porcelain and crockery	22	5	6	1	11
		55	Potters and earthen pipe and bowl makers.	17,957	3,129	7,628	83	173	154	370	6,298
		56	Brick and tile makers	12,620	6,517	1,872	62	15	108	30	4,240
		57	Workers in mosaic, talc, mica, etc., and workers in alabaster other than sculptors.
		XI	Manufacture or refining of chemical products and analogous substances.	20,324	9,021	1,778	166	18	146	70	9,525
		58	Matches and explosive materials	24	18	1	...	6
		59	Aerated and mineral waters and ice	363	164	10	1	...	189
		60	Dyes, paints, ink and pencils	33	7	0	17
		61	Vegetable oils	7,341	3,130	1,174	42	15	122	54	3,041
		62	Mineral oils	11,455	4,957	427	5	2	21	1	6,071
		63	Paper, cardboard and papier maché	337	114	139	2	1	1	13	89
		64a	Soap	14	30	25	2	59
		64b	Perfumes	616	567	4	117	45
		64c	Drugs, resin, celluloid and chemical or analogous products not included in other groups of Order XI.	42	34	8
		XII	Food ...	223,528	68,293	60,807	5,486	2,238	3,256	3,717	94,428
		65	Rice huskers and pounders; and flour-grinders.	97,416	36,527	24,402	14	567	453	1,148	36,487
		66	Bakers and biscuit makers	2,037	1,136	130	16	3	546
		67	Grain parchers
		68	Butchers	2,041	737	70	4	...	30	8	1,234
		69	Fish curers	930	212	287	9	10	2	11	431
		70	Butter, cheese and ghee makers	86	45	7	2	...	2	...	34
		71	Sugar, jaggery and kyantaga-makers	8,040	748	5,686	13	500	20	563	1,006
		72	Sweetmeat makers, preparers of jani and condiments, etc.	20,562	3,217	8,795	41	231	189	153	8,550
		73	Brewers and distillers	231	76	43	2	1	112
		74	Poddy-drawers	1,0645	23,958	8,331	5,219	862	2,492	1,036	38,556
		75	Tobacco manufacturers	21,540	1,412	13,056	21	24	42	195	7,072
		XIII	Dress and the toilet ...	114,864	41,144	26,057	293	277	1,188	861	47,663
		76	Hat, cap and turban makers	513	110	101	12	...	9	1	293
		77	Tailors, milliners, dressmakers, darners and embroiderers on linen.	64,971	19,166	17,135	215	221	873	652	27,870
		78	Shoe, boot and sandal makers	11,776	5,539	1,162	18	9	76	23	5,075
		79	Makers of umbrellas and of other articles pertaining to dress.	4,796	2,121	720	4	...	36	10	1,955
		80	Washing, cleaning and dyeing articles of dress.	17,233	8,078	4,311	6	9	47	24	6,844
		81	Barbers, hairdressers and wig-makers	5,006	3,324	192	1	...	23	...	1,490
		82	Massagers (<i>ahnetkithé</i>) and tattooers	10,569	2,497	3,936	37	38	124	151	4,136

IMPERIAL TABLE XVII.—Occupations. PART II.—Provincial Summary—continued.

Class.	Sub-Class.	Serial No.	ORDER AND GROUP.	WHOLE PROVINCE.							
				Total Workers and Dependents.	WORKERS.				DEPENDENTS.		
					Total Workers.		Workers with an agricultural or other subsidiary occupation				
					Males.	Females.	Agricultural.	Other.			
1a	1b	1c	1d	2	3	4	5	6	7	8	9
B.—INDUSTRY AND COMMERCE—continued.	III.—INDUSTRY—concluded.	XIV	Furniture	860	374	97	...	1	4	...	389
		83a	Cabinet-makers, etc. ...	471	237	28	2	...	206
		83b	Polishers, carriage-painters, etc. ...	382	134	27	...	1	2	...	161
		84	Upholsterers, tent-makers, etc. ...	67	3	42	22
		XV	Building	22,022	9,526	1,236	165	13	278	25	11,260
		85	Lime-burners, cement-workers ...	3,137	889	260	22	5	61	4	1,988
		86	Excavators and well-sinkers ...	192	118	8	2	...	66
		87	Stone-cutters and dressers ...	188	21	80	1	87
		88	Bricklayers and masons ...	14,741	6,511	792	137	5	189	20	7,438
		89	Builders (not using wood, bamboo, etc.), house-painters, plumbers, etc.	3,764	1,987	96	6	3	26	...	1,681
		XVI	Construction of means of transport ...	9,097	4,359	274	33	2	168	16	4,464
		90	Making, assembling or repairing cycles or motor land-vehicles.	1,596	800	17	1	...	24	...	779
		91	Makers and repairers of other land vehicles, and wheelwrights.	3,891	1,372	155	25	2	103	14	2,364
		92	Ship or boat builders	3,610	2,187	102	7	...	41	2	1,321
		XVII	Production and transmission of physical forces. (Gas-works, electric light and power and water-power.)	577	177	5	2	...	2	...	395
		93									
		XVIII	Other industries	76,602	32,252	2,314	475	109	844	40	42,036
		94	Printers, lithographers, engravers, etc.	4,441	1,787	38	8	...	2,616
		95	Bookbinders and stitchers, envelope makers, etc.	684	353	6	2	...	381
		96	Makers of musical instruments	197	101	6	4	...	1	...	90
		97	Makers of watches and clocks and optical, photographic, mathematical and surgical instruments.	1,388	421	19	1	...	6	...	948
		98a	Makers of imitation jewellery ...	174	112	62
		98b	Gilders ...	1,091	718	...	1	...	24	...	373
		98c	Jewellers, workers in gold, silver and other precious metals, enamellers, etc.	53,365	20,862	1,110	402	106	719	35	31,393
		99	Makers of bangles or beads or necklaces of other material than glass and makers of spangles, lingams, sacred threads or artificial flowers.	625	245	235	1	...	5	3	145
		100	Makers of toys and miscellaneous small articles.	1,028	507	90	8	2	6	1	431
		101	Persons other than performers employed in places of entertainment and persons engaged in connection with sports and games.	3,040	1,308	72	48	1	36	1	1,666
		102	Contractors for the disposal of refuse, dust, etc.
		103	Scavengers and sweepers	10,569	5,844	738	10	...	37	...	3,987

IMPERIAL TABLE XVII.—Occupations. PART II.—Provincial Summary—continued.

Class.		Sub-Class.		Serial No.	ORDER AND GROUP.	WHOLE PROVINCE.							
						Total Workers and Dependents.	WORKERS.						DEPENDENTS.
							Total Workers.		Workers with an agricultural or other subsidiary occupation.				
							Males.	Females.	Agricultural.		Other.		
1a	1b	1c	1d	2	3	4	5	6	7	8	9		
		XIX		104	Transport by air (aeroplanes, etc., and aerodromes).
		XX			Transport by water	118,083	64,920	2,350	2,307	22	1,951	195	50,813
		105			Persons (other than persons of Group 108 and labourers) employed in harbours and docks.	1,475	662	13	6	...	800
		106			Labourers in harbours and docks not of Group 109.	17	2	15
		107a			Shipowners, shipbrokers and shipping agents and all their employees not in Group 107b.	16,881	13,971	121	40	...	70	..	2,789
		107b			Ships' officers and engineers	5,225	4,128	2	18	...	50	...	1,095
		108			Persons (other than labourers) employed on the construction and maintenance of harbours, docks, streams, rivers and canals.	2,084	912	98	31	...	98	2	1,041
		109			Labourers associated with the work of persons of Group 108.	25	3	22
		110a			Boat-owners and their employees other than Group 110b.	15,733	7,081	405	153	...	272	19	8,247
		110b			Boatmen and towmen	76,643	38,131	1,711	2,065	22	1,446	174	30,801
		XXI			Transport on land otherwise than by rail	199,089	92,105	12,615	1,772	293	3,008	766	94,369
		111			Persons (other than labourers) employed on the construction and maintenance of roads and bridges.	4,869	1,703	119	6	4	22	12	2,954
		112			Labourers associated with persons of Group 111.	10,210	26,247	6,137	521	130	850	475	17,826
		113a			Drivers and engine-cleaners (excluding private servants) connected with mechanically driven land-vehicles (including trams and taxis).	3,421	1,655	8	3	...	114	..	1,758
		113b			All others (excluding private servants) connected with such vehicles.	3,272	2,859	2	2	..	411
		114			All (except private servants) connected with transport by vehicles drawn by animals.	114,413	45,905	5,164	1,128	147	1,860	256	63,344
		115			Owners and pullers of rickshaws, etc. (excluding private servants).	2,236	1,751	15	5	...	470
		116			Owners and drivers of pack-elephants, mules, bullocks, etc.	1,412	769	141	25	...	46	1	502
		117			Porters and messengers	19,256	11,216	936	89	3	109	22	7,104
		XXII			Transport by rail	27,774	15,876	828	14	..	58	2	11,070
		118			Railway employees of all kinds other than labourers, doctors, police, sweepers and postal service.	18,000	9,716	322	10	...	36	...	7,962
		119			Labourers of all kinds associated with railways (excluding sweepers).	9,774	6,160	506	4	..	22	2	3,108
		XXIII			Postal, telegraph and telephone services	9,328	4,593	145	26	...	71	1	4,680
		120											

B.—INDUSTRY AND COMMERCE—continued.

IV.—TRANSPORT.

IMPERIAL TABLE XVII.—Occupations. PART II.—Provincial Summary—continued.

			WHOLE PROVINCE.									
Class	Sub-Class	Serial	ORDER AND GROUP.	TITLE.	Total Workers and Dependents.	WORKERS.				DEPENDENTS.		
						Total Workers.		Workers with an agricultural or other subsidiary occupation.				
						Males.	Females.	Agricultural.	Other.			
12	13	14	15	16	17	18	19	20	21	22		
		XXXV		Trade in household goods ...	17,907	4,154	6,651	82	102	233	352	7,102
		141		Furniture and woven furnishings ...	8,691	1,521	4,349	30	73	127	246	2,821
		142		Hardware, glass, gardening tools, etc. ..	9,216	2,633	2,302	52	29	106	106	4,281
		XXXVI		Trade in building materials (other than bricks, tiles, thatch and woody materials).	11,865	2,205	5,827	49	229	161	311	3,833
		143										
		XXXVII		Trade in means of transport ...	23,739	7,338	3,028	240	100	742	377	13,373
		144		Dealers in, and hirers of, cycles and all kinds of mechanical transport (not hirers of hackney carriages).	330	87	8	1	...	435
		145		Dealers in, and hirers of, other carriages, carts, boats, etc. (not hirers of hackney carriages).	2,456	803	231	8	5	80	25	1,122
		146		Dealers and hirers of elephants, horses, cattle, mules, etc.	20,953	6,448	2,769	232	95	661	352	11,716
		XXXVIII		Trade in fuel ...	11,568	3,732	1,832	59	40	223	114	6,004
		147										
		XXXIX		Trade in articles of luxury and articles pertaining to letters or to the arts or sciences.	14,176	4,189	2,170	15	8	179	55	7,817
		148		Dealers in precious stones, jewellery (real and imitation), clocks, optical instruments, etc.	10,216	3,064	1,167	11	6	161	34	5,985
		149		Dealers in common bangles, bead necklaces, fans, small articles, toys, hunting and fishing tackle, flowers, etc.	2,883	672	914	3	2	10	0	1,287
		150		Publishers, booksellers, stationers, dealers in music, pictures, musical instruments and curiosities.	1,077	453	79	1	...	8	1	545
		XI.		Trade of other sorts ...	454,857	104,137	140,263	2,555	2,509	5,633	4,326	210,457
		151		Dealers in rags or refuse ...	29	20	5	1	...	4
		152		General store-keepers and shop-keepers, otherwise unspecified.	452,916	103,629	139,856	2,545	2,490	6,12	4,294	209,431
		153		Itinerant traders in miscellaneous or unspecified goods.	1,216	351	103	3	3	10	8	672
		154		Other kinds of trade not in the foregoing groups.	(96)	137	20	7	16	10	24	350
		XI.1		Army ...	11,026	7,839	21	567	...	4	...	3,166
		155		Imperial army ...	11,025	7,838	21	567	...	4	...	3,166
		156		Indian State or foreign armies ...	1	1
		XI.11		Navy
		157										
		XI.111		Air-force
		158										
		XI.IV		Police and professional village-watchmen	65,374	29,789	448	212	1	151	39	35,137
		159		Police ...	65,327	29,767	448	212	1	151	39	35,112
		160		Professional village-watchmen	47	22	25

B.—INDUSTRY AND COMMERCE—concluded.

V.—TRADE, FINANCE AND INSURANCE—concluded.

C.—PUBLIC SERVICE, AND THE PROFESSIONS AND LIBERAL ARTS.

VI.—PUBLIC FORCE.

IMPERIAL TABLE XVII.—Occupations. PART II.—Provincial Summary—continued.

		WHOLE PROVINCE.									
		ORDER AND GROUP.	Total Workers and Dependents.	WORKERS.						DEPENDENTS.	
				Total Workers.		Workers with an agricultural or other subsidiary occupation.					
				Males.	Females.	Agricultural.		Other.			
1a	1b	1c	2	3	4	5	6	7	8	9	
C.—PUBLIC SERVICE AND THE PROFESSIONS AND LIBERAL ARTS. VII.—PUBLIC ADMINISTRATION.		XLV	Public administration	103,041	33,242	992	9,102	90	1,763	42	68,807
		101	General service of the Government of India or a provincial government.	35,364	12,071	341	204	2	87	6	22,952
		102	General service of a Shan, Indian or foreign state.	11,913	5,446	78	3,500	2	421	1	6,389
		163	Municipal and other local (not village) service.	6,479	2,806	132	11	2	67	2	3,541
		164	Village officials and village servants other than watchmen.	49,285	12,919	441	5,387	84	1,188	33	35,925
		XLVI	Religion	1,553,310	97,977	8,024	71	10	318	14	59,209
		165	Pöngyis, upazins, priests, ministers, etc.	1,06,429	69,593	224	56	9	203	1	36,612
		166	Nuns, religious mendicants, inmates of monasteries.	47,342	26,830	7,745	2	1	110	13	12,767
		167	Lay preachers, catechists, readers, church and mission service.	478	190	7	13	...	3	...	231
		168	Temple, burial or burning ground service, circumcisers.	1,061	464	48	2	...	549
		XI.VII	Law	10,936	2,779	93	64	...	95	2	8,064
		169	Lawyers of all kinds	6,413	1,472	41	45	...	63	...	4,900
		170	Lawyers' clerks, petition writers, etc. ...	4,523	1,307	52	19	...	32	2	3,164
		XI.VIII	Medicine	56,258	20,564	3,332	719	26	1,205	78	32,362
		171	Medical practitioners of all kinds ...	49,491	18,883	1,767	710	22	1,168	57	28,841
		172	Nurses, midwives, vaccinators, compounders.	6,767	1,681	1,565	9	4	37	21	3,521
		XLIX	Instruction	33,794	11,910	2,955	267	22	391	77	18,899
		173	Professors and teachers of all kinds ...	32,801	11,442	2,950	257	22	361	77	18,409
		174	Clerks and servants connected with education.	993	468	5	10	...	30	...	490
		L	Letters and the arts and sciences ...	26,268	11,753	1,895	150	22	418	41	12,620
175	Public scribes, stenographers, etc. ...	631	349	282		
176	Architects, surveyors, civil engineers who are not of the Public Works Department; and their employees.	190	2	17	171		
177a	Photographers	844	277	9	8	...	558		
177b	Horoscope-casters, astrologers and almanac makers.	676	258	8	9	...	54	...	410		
177c	Sculptors in stone	1,761	780	22	24	8	49	1	959		
177d	Sculptors and image-makers in wood, brass and other materials than stone.		
177e	Authors, editors, journalists, poets, artists, and all scientists not in Group 177b.	2,779	1,618	49	3	...	26	...	1,112		
178	Music composers, band-masters, players on all kinds of musical instruments (not military), singers, actors and dancers.	15,851	7,132	1,302	91	12	218	29	7,417		
179	Conjurors, acrobats, fortune-tellers, reciters, exhibitors of curiosities and wild animals.	3,536	1,337	488	20	2	63	11	1,711		

		TOTAL FOR ALL OCCUPATIONS							
DISTRICT OR STATE.		WORKERS.							DEPENDENTS.
Serial No.		Total Workers and Dependents.	Total Workers.		Workers with an agricultural or other subsidiary occupation.				
			Males.	Females.	Agricultural.		Other.		
					Males.	Females.	Males.	Females.	
1	2	3	4	5	6	7	8	9	
	Provincial Total	13,169,099	4,060,921	2,734,517	104,566	64,700	405,320	210,295	6,373,661
	Divisional Burma	11,698,408	3,585,013	2,342,125	72,712	39,681	326,162	157,916	5,771,270
	Arakan Division	909,246	275,548	142,086	9,751	3,309	23,096	8,351	491,612
1	Akyao	576,430	183,619	61,829	4,895	343	10,786	1,939	330,982
2	Hill Dist. of Arakan	20,914	7,179	6,305	40	47	43	3	7,430
3	Kyaukpyu	199,873	54,110	47,354	2,940	1,659	7,313	3,909	98,409
4	Sandoway	112,029	30,640	26,598	1,876	1,260	4,954	2,500	54,791
	Pegu Division	2,309,293	779,657	340,826	8,925	4,236	49,044	20,463	1,188,810
5	Rangoon Town	341,962	188,507	21,907	111	5	535	62	171,548
6	Insein	293,083	93,599	45,432	477	297	5,210	1,995	153,982
7	Hanthawaddy	364,624	122,364	37,113	991	350	5,563	1,123	205,147
8	Tharrawaddy	492,429	135,611	91,986	3,291	1,552	16,168	6,592	264,832
9	Pegu	445,620	137,220	67,448	1,357	899	8,568	2,700	240,952
10	Prome	371,575	102,286	76,940	2,698	1,133	13,000	8,091	192,349
	Irrawaddy Division	2,030,044	634,505	448,895	9,585	4,813	30,019	16,529	946,644
11	Bassein	489,473	157,677	107,572	1,975	862	6,985	4,176	224,224
12	Henzada	559,920	162,502	142,633	3,544	2,806	12,133	7,144	245,785
13	Myaungmya	370,551	119,128	75,424	2,045	275	4,959	1,842	175,999
14	Maubin	339,106	101,098	83,378	1,579	758	4,170	2,600	145,630
15	Pyapon	288,994	94,100	39,888	442	112	1,772	767	155,016
	Tenasserim Division	1,613,523	484,269	265,226	6,418	2,009	31,224	12,836	864,028
16	Toungoo	381,883	113,725	63,756	1,081	455	7,023	2,586	204,402
17	Sulween	50,379	14,834	7,258	256	62	702	298	28,287
18	Thaton	471,100	139,839	82,712	1,889	634	7,385	3,800	248,549
19	Amherst	417,910	139,203	67,955	1,359	378	7,265	3,764	219,752
20	Tavoy	156,786	47,120	31,991	1,358	322	6,683	2,219	77,675
21	Mergui	135,465	38,548	11,554	475	158	2,166	169	85,363
	Magwe Division	1,438,774	419,643	363,196	13,900	8,790	60,856	28,015	655,935
22	Thayetmyo	255,406	79,993	57,296	2,979	1,668	8,241	3,740	127,117
23	Pakokku	465,771	129,730	111,822	4,893	2,344	25,193	12,722	224,210
24	Minbu	274,302	80,904	77,035	4,479	3,374	16,167	7,123	116,363
25	Magwe	423,252	122,358	110,942	1,549	1,404	11,217	4,430	179,952
26	Pakokku Hill Tracts	20,043	5,658	6,101	18	...	8,284
	Mandalay Division	849,361	273,810	175,187	5,518	4,416	28,903	10,386	400,364
27	Mandalay	356,621	120,750	78,290	1,124	1,164	5,936	3,308	157,581
	<i>Mandalay City</i>	<i>148,917</i>	<i>57,614</i>	<i>31,229</i>	<i>463</i>	<i>9</i>	<i>228</i>	<i>139</i>	<i>64,074</i>
28	Bhamo	112,960	34,286	26,206	1,631	1,679	4,660	1,206	52,468
29	Myitkyina	118,382	41,532	22,244	877	607	3,643	637	54,606
30	Katha	253,725	74,453	46,547	1,762	857	14,298	5,142	132,725
31	Putao	7,673	2,789	1,900	124	109	366	93	2,984
	Sagaing Division	1,350,396	390,572	377,914	12,727	8,222	71,163	41,835	581,910
32	Shwebo	391,284	113,137	123,952	1,243	824	26,808	15,516	154,195
33	Sagaing	326,908	92,198	81,392	4,037	2,875	17,112	14,832	153,318
34	Lower Chindwin	342,880	91,908	91,430	3,430	2,564	14,170	6,951	159,542
35	Upper Chindwin	179,245	56,003	42,530	2,782	1,959	13,127	4,453	80,712
36	Chin Hills	110,079	37,326	38,610	335	...	46	83	34,143
	Meiktila Division	1,197,771	327,009	228,795	5,888	5,886	31,877	19,501	641,967
37	Kyaukse	142,677	41,556	26,926	808	1,204	3,900	1,920	75,095
38	Meiktila	289,897	77,693	51,783	1,275	724	9,512	6,112	160,421
39	Yamethin	323,180	89,089	44,122	1,525	333	8,384	2,820	189,978
40	Myingyan	442,008	118,671	106,864	2,280	1,625	10,981	8,649	216,473
	Eastern States	1,470,691	475,908	392,392	31,854	25,019	79,158	52,379	602,391
41	Northern Shan States	559,222	183,664	145,994	13,577	7,877	34,072	25,639	230,465
42	Southern Shan States	847,618	273,873	230,899	17,843	16,646	44,932	26,348	342,846
43	Karenni	63,850	18,371	16,399	434	496	1,054	401	29,080

PART III.—Details by districts.

CLASS A.—PRODUCTION OF RAW MATERIALS.
(Sub-Classes Ia, Ib, Ic, II.)

CLASS B.—INDUSTRY AND COMMERCE.
(Sub-Classes III, IV, V.)

Table with columns for Total Workers and Dependents, categorized by gender (Males/Females) and occupation (Agricultural/Other). Includes sub-headers for 'Total Workers' and 'Workers with an agricultural or other subsidiary occupation'.

Serial No. of District, etc. (column 1).

DISTRICT OR STATE.		CLASS C.—PUBLIC SERVICE AND THE PROFESSIONS AND LIBERAL ARTS. (Sub-Classes VI, VII, VIII.)							DEPENDENTS.
		Total Workers and Dependents.	WORKERS.						
			Total Workers.		Workers with an agricultural or other subsidiary occupation.				
			Males.	Females.	Agricultural.		Other.		
1	2	3	4	5	6	7	8	9	
Serial No.	Provincial Total ...	462,007	214,983	17,760	11,152	171	4,345	293	229,264
	Divisional Burma ..	401,496	180,780	16,163	6,805	151	3,324	257	204,553
	Arakan Division ...	22,522	8,153	633	458	4	193	7	13,736
1	Akyab ...	13,622	5,011	398	215	...	83	5	8,213
2	Hill Dist. of Arakan ...	682	294	2	9	...	2	...	386
3	Kyaukpyu ...	4,641	1,594	175	123	4	65	1	2,879
4	Sandoway ...	3,577	1,254	58	111	...	43	1	2,265
	Pegu Division ...	91,945	38,504	3,767	785	6	640	20	49,674
5	Rangoon Town ...	33,341	13,819	1,590	12	...	63	5	17,806
6	Insein ...	9,739	3,634	449	50	1	62	7	5,056
7	Hanthawaddy ...	10,212	4,573	380	173	...	73	...	5,239
8	Tharrawaddy ...	13,581	5,481	388	66	2	241	4	7,712
9	Pegu ...	13,870	6,276	548	293	2	114	2	7,046
10	Prome ...	11,202	4,691	406	191	1	87	2	6,105
	Irrawaddy Division ...	54,883	23,235	2,392	1,093	43	543	48	29,256
11	Bassein ...	14,488	6,585	513	264	8	182	7	7,520
12	Henzada ...	14,158	5,935	658	330	27	130	23	7,565
13	Myaungmya ...	9,217	3,704	430	263	2	96	1	5,083
14	Ma-ubin ...	8,917	3,549	490	102	2	81	12	4,878
15	Pyapón ...	8,103	3,462	301	134	4	54	5	4,340
	Tenasserim Division ...	49,461	20,885	2,333	539	8	314	50	26,243
16	Toungoo ...	12,631	5,850	426	152	6	108	1	6,355
17	Salween ...	950	447	31	16	...	7	18	472
18	Thabón ...	11,815	4,783	527	184	2	89	11	6,505
19	Amherst ...	14,207	5,988	854	55	...	10	9	7,365
20	Tavoy ...	5,550	2,323	326	88	...	52	11	2,901
21	Mergui ...	4,308	1,194	169	44	...	48	...	2,745
	Magwe Division ...	42,667	19,974	1,114	928	18	525	45	21,551
22	Thayetmyo ...	8,344	2,747	185	175	6	47	6	5,119
23	Pakókku ...	14,398	7,304	459	411	1	199	27	6,822
24	Minbu ...	10,571	4,061	328	5	5	99	11	6,172
25	Magwe ...	9,166	5,718	142	104	6	180	1	3,322
26	Pakókku Hill Tracts ...	188	144	42
	Mandalay Division ...	51,577	27,085	1,790	1,047	25	376	26	22,702
27	Mandalay ...	29,541	16,851	1,108	524	...	164	4	11,582
	Mandalay City ...	18,878	10,759	702	456	...	74	4	7,452
28	Bhamo ...	4,061	2,799	140	79	1	49	2	2,022
29	Myitkyina ...	5,736	2,942	60	98	1	44	...	2,734
30	Katha ...	10,280	3,788	478	336	23	119	20	6,014
31	Putao ...	1,099	705	4	10	350
	Sagaing Division ...	47,227	23,902	2,305	1,335	29	507	32	21,020
32	Shwebo ...	13,466	7,432	633	313	20	100	13	5,401
33	Sagaing ...	13,573	5,670	1,255	208	1	93	4	6,648
34	Lower Chindwin ...	10,091	6,156	180	237	...	112	3	3,755
35	Upper Chindwin ...	8,280	3,574	235	277	8	194	12	4,471
36	Chin Hills ...	1,817	1,070	2	300	...	8	...	745
	Meiktila Division ...	41,214	19,042	1,829	620	18	226	29	20,343
37	Kyaukse ...	6,451	2,636	315	192	2	49	1	3,490
38	Meiktila ...	10,475	5,611	609	83	8	68	8	4,855
39	Yamethin ...	11,943	5,277	354	171	7	70	9	6,312
40	Myingyan ...	12,345	5,518	511	174	1	39	11	6,286
	Eastern States ...	60,511	34,203	1,597	4,347	20	1,021	36	24,711
41	Northern Shan States ...	15,944	8,869	905	502	4	368	27	6,710
42	Southern Shan States ...	42,958	24,684	567	3,818	18	640	7	17,717
43	Karenni ...	1,599	650	65	27	4	13	2	184

PART III.—Details by districts—contd.

CLASS D.—MISCELLANEOUS. (Sub-Classes IX, X, XI, XII.)								Sub-Class Ia—Control of land or water used for the exploitation of animals or vegetation. (Ordre I.)								Serial No. of District, etc. (column 1).
Total Workers and Dependents.	WORKERS.						DEPENDENTS.	Total Workers and Dependents.	WORKERS.						DEPENDENTS.	
	Total Workers.		Workers with an agricultural or other subsidiary occupation.						Total Workers.		Workers with an agricultural or other subsidiary occupation.					
	Males.	Females.	Agricultural.		Other.				Males.	Females.	Agricultural.		Other.			
			18	14	18	16					18	20	21	22		
10	11	12	13	14	15	16	17	18	19	20	21	22	23	24	25	
710,076	275,708	169,366	3,513	7,984	6,245	7,434	265,002	157,135	36,596	40,732	1,069	1,089	5,888	4,570	79,807	
548,288	235,774	86,613	1,466	1,407	4,172	2,513	225,901	151,026	34,227	39,487	860	896	5,391	4,340	77,312	
40,253	15,350	8,453	330	245	411	259	16,450	17,421	3,562	4,228	189	105	515	337	9,631	1
17,934	8,904	2,450	45	4	86	29	6,580	10,568	1,978	2,086	87	14	169	109	6,504	2
195	134	10	2	...	51	19	...	15	4	3
17,720	4,964	5,069	261	218	237	174	7,687	3,170	711	967	35	37	176	91	1,492	4
4,404	1,348	924	24	23	86	56	2,132	3,664	873	1,160	67	54	170	137	1,631	
160,167	87,414	15,935	178	120	724	312	57,718	28,700	6,132	6,140	134	89	944	532	16,428	
70,029	43,137	3,432	19	...	87	6	23,460	1,313	274	134	2	6	905	5
16,611	8,481	1,727	24	9	68	21	6,403	3,216	695	666	7	7	97	37	1,854	6
36,136	20,156	4,939	48	17	264	80	11,941	2,147	459	254	11	1	95	15	1,434	7
14,065	5,279	2,348	60	29	132	114	6,438	7,785	1,597	1,077	38	46	336	122	4,491	8
11,735	5,714	1,295	5	50	90	16	4,726	6,872	1,634	1,111	48	23	177	68	4,127	9
11,591	4,647	2,194	2	15	83	75	4,750	7,367	1,472	2,278	27	12	237	284	3,617	10
65,420	29,433	11,118	246	77	545	245	24,869	30,287	7,455	7,396	140	136	1,122	706	15,436	
10,462	6,276	815	13	19	89	9	3,371	6,779	1,900	1,656	39	17	276	190	3,223	11
22,842	7,476	5,888	66	45	163	193	9,538	7,861	1,885	2,595	27	81	26	203	3,401	12
17,557	7,978	2,811	65	7	152	25	6,768	7,293	1,837	1,592	38	10	349	182	3,864	13
6,550	3,622	757	94	1	123	13	2,171	5,514	1,035	1,073	31	26	135	85	3,406	14
8,009	4,081	907	8	5	18	5	3,021	2,820	795	48	5	2	102	46	1,541	15
66,172	28,777	6,611	105	17	460	182	30,784	14,173	3,316	2,928	96	24	442	268	7,929	
19,513	6,913	2,396	14	3	85	61	10,204	4,834	789	951	24	10	137	56	3,094	16
978	623	56	5	...	209	84	20	23	6	...	4	3	41	17
22,162	9,200	2,497	57	9	253	99	10,465	3,583	917	826	14	6	89	70	1,840	18
15,004	8,100	1,105	19	2	40	12	5,799	3,314	853	623	38	2	94	57	1,838	19
3,181	1,529	255	4	3	42	10	1,400	1,833	491	463	9	3	111	76	879	20
5,331	2,412	302	9	...	35	...	2,617	525	246	42	5	3	7	6	237	21
32,030	12,470	7,266	56	75	295	239	12,294	21,168	4,864	7,331	146	162	1,000	829	8,973	
8,469	3,297	1,550	6	6	29	28	3,622	4,258	912	1,546	45	51	128	125	1,800	22
7,073	2,292	1,378	11	7	121	47	3,403	6,097	1,421	2,150	25	31	351	359	2,526	23
10,633	3,415	3,714	44	56	118	149	3,594	6,325	1,433	2,009	65	63	293	167	2,883	24
5,809	3,443	623	1	6	27	15	1,743	4,488	1,091	1,626	11	17	228	178	1,764	25
46	23	1	22	26
69,977	26,438	8,432	201	27	570	171	28,107	2,483	673	569	14	13	95	68	1,241	
31,268	12,928	5,184	12	14	87	19	13,156	1,433	408	355	7	4	34	40	670	27
18,990	8,262	3,247	8	2	7,482	406	90	59	1	257	28
1,649	945	130	5	...	12	2	574	141	37	25	2	...	3	5	79	29
2,275	1,185	240	21	...	33	3	850	81	35	7	5	...	39	30
27,611	11,239	2,870	163	12	437	147	13,502	828	193	182	5	9	53	23	453	31
174	141	8	1	...	25	32
33,104	10,111	8,959	187	121	507	320	14,034	20,261	4,513	6,340	94	272	814	1,070	9,408	
20,868	6,183	6,046	115	65	301	167	8,639	4,337	1,444	1,629	7	16	37	22	1,664	32
4,261	1,276	1,318	7	1	47	38	1,677	6,222	1,518	2,107	30	17	338	396	2,706	33
8,401	1,481	654	16	10	53	21	2,326	7,904	1,560	2,197	38	216	311	297	4,147	34
4,088	1,037	941	19	45	102	93	2,110	1,792	391	510	19	23	128	95	891	35
486	194	10	30	...	4	1	22	36
22,165	25,781	20,739	163	725	660	785	41,645	16,533	3,712	4,555	47	95	459	530	8,266	
16,469	4,464	4,476	68	589	165	202	7,529	1,569	302	422	4	12	79	50	845	37
2,518	2,953	2,096	26	9	66	55	4,469	4,104	913	117	12	5	171	173	2,019	38
17,388	5,874	9,651	11	4	125	67	8,863	4,925	1,071	845	1	16	46	77	3,009	39
44,790	12,490	11,516	58	123	304	461	20,784	5,935	1,426	2,116	30	62	163	230	2,393	40
161,788	39,934	22,753	2,047	6,577	2,073	4,921	39,101	6,109	2,369	1,245	209	193	497	230	2,495	
11,940	5,228	2,803	56	6	151	127	3,779	1,637	401	412	22	7	85	110	824	41
144,076	32,196	78,789	1,964	6,554	1,866	4,779	33,691	4,453	1,966	824	18	180	411	120	1,663	42
5,178	2,440	1,201	87	17	56	15	1,031	19	2	9	43

DISTRICT OR STATE.		Sub-Class 1b.—Cultivated and wild plants. (Orders IIa, IIb.)							DEPENDENTS.
		Total Workers and Dependents.	Total Workers.		Workers with an agricultural or other subsidiary occupation.				
			Males.	Females.	Agricultural.		Other.		
					Males.	Females.	Males.	Females.	
1	2	3	4	5	6	7	8	9	
Serial No.	Provincial Total ...	9,239,997	2,689,311	1,945,333	67,810	42,748	352,877	173,253	4,605,353
	Divisional Burma ...	8,121,753	2,336,932	1,664,621	45,395	26,335	281,023	128,642	4,120,200
	Arakan Division ...	701,908	202,035	104,257	5,922	2,540	20,026	6,685	395,616
1	Akyab ...	441,869	130,470	40,173	2,161	245	9,326	1,209	271,226
2	Hill Dist. of Arakan ...	19,598	6,528	6,246	29	47	39	3	6,224
3	Kyaukpju ...	151,997	41,449	36,733	2,226	1,217	6,399	3,411	75,325
4	Sandoway ...	85,534	23,188	21,105	1,506	1,031	4,262	2,062	41,241
	Pegu Division ...	1,479,747	405,042	223,388	6,012	2,324	41,853	17,663	791,317
5	Rangoon Town ...	8,336	3,873	572	10	...	27	4	3,891
6	Insein ...	215,984	59,022	33,324	274	146	4,211	1,678	113,638
7	Hanthawaddy ...	238,980	72,252	19,822	461	188	4,194	698	146,926
8	Tharrawaddy ...	380,708	101,292	71,973	2,544	1,074	14,332	5,995	267,443
9	Pegu ...	326,203	97,601	49,167	581	354	7,160	2,279	179,435
10	Prome ...	259,336	71,002	48,530	2,122	562	11,929	7,009	140,004
	Irrawaddy Division ...	1,474,979	449,736	337,987	6,271	3,358	23,008	13,010	687,256
11	Bassein ...	358,352	108,823	84,088	1,080	511	4,956	3,268	165,441
12	Henzada ...	413,001	121,924	111,085	2,578	2,146	10,373	5,911	179,992
13	Myaungmya ...	267,949	84,613	55,365	1,343	156	3,321	1,194	127,971
14	Ma-ubid ...	222,461	68,332	58,534	1,149	515	3,105	2,021	95,595
15	Pyapön ...	213,216	66,044	28,915	121	30	1,243	613	112,257
	Tenasserim Division ...	1,149,436	328,087	189,275	4,285	1,388	27,170	10,217	632,074
16	Toungoo ...	276,874	80,178	47,601	722	303	5,931	2,186	145,095
17	Salween ...	45,591	12,672	6,845	215	52	650	266	66,074
18	Thaätin ...	360,062	104,958	61,297	1,382	482	6,235	2,664	193,207
19	Amherst ...	287,214	80,954	49,432	849	227	6,631	3,131	156,818
20	Tavoy ...	99,141	29,045	17,393	798	174	5,927	1,646	59,793
21	Mergui ...	80,554	20,270	6,707	319	150	1,796	124	53,577
	Magwe Division ...	1,041,930	298,930	267,289	8,624	5,950	52,796	21,794	475,711
22	Thayetmyo ...	191,802	53,636	43,636	2,673	1,485	7,480	3,251	95,530
23	Pakökku ...	306,725	87,746	68,598	1,535	955	20,810	9,034	195,381
24	Minbu ...	189,510	57,236	52,398	3,389	2,374	14,351	5,652	80,006
25	Magwe ...	335,016	94,869	96,557	1,027	1,136	10,111	3,857	143,590
26	Pakökku Hill Tracts ...	19,747	5,443	6,100	8,264
	Mandalay Division ...	498,305	144,138	107,916	3,560	3,871	24,670	8,374	246,251
27	Mandalay ...	127,648	39,278	26,804	378	779	4,605	2,282	61,366
28	Mandalay City ...	6,969	2,897	791	38	72	3,291
29	Bhamo ...	88,910	24,459	22,469	1,466	1,668	3,957	958	41,086
30	Myitkyina ...	95,396	29,445	20,404	591	595	2,824	522	45,247
31	Katha ...	180,222	49,259	36,362	1,012	721	12,922	4,518	94,602
	Putao ...	6,128	1,697	1,877	113	108	361	93	554
	Sagaing Division ...	1,011,330	285,803	296,596	6,949	5,294	63,733	35,366	421,931
32	Shwedo ...	395,213	85,422	102,774	394	256	25,376	14,387	129,627
33	Sagaing ...	219,168	61,829	51,901	2,737	1,701	14,989	11,769	105,728
34	Lower Chindwin ...	243,457	61,850	68,131	1,851	1,753	12,133	5,439	113,976
35	Upper Chindwin ...	136,064	40,905	35,212	1,967	1,584	11,206	3,690	58,247
36	Chin Hills ...	107,128	35,797	38,578	29	81	35,733
	Meiktila Division ...	824,128	223,161	137,923	3,772	1,610	27,767	15,533	421,044
37	Kyaukse ...	80,116	26,533	13,357	341	210	3,136	1,439	45,845
38	Meiktila ...	202,234	54,427	28,905	739	174	8,448	5,017	112,227
39	Yamethin ...	227,002	60,440	27,700	1,083	174	7,444	2,335	135,256
40	Myingyan ...	305,766	81,752	67,951	1,609	1,052	8,739	6,719	158,262
	Eastern States ...	1,118,244	352,379	280,712	22,415	16,412	71,854	44,611	487,758
41	Northern Shan States ...	473,007	144,590	120,751	12,444	7,167	31,954	24,194	195,266
42	Southern Shan States ...	593,415	194,243	136,726	9,550	8,801	39,025	20,055	167,225
43	Karenni ...	51,822	13,546	14,235	321	445	875	362	25,267

DISTRICT OR STATE.		Sub-Class III.—Industry. (Orders VI to XVIII.)							
		Total Workers and Dependents.	WORKERS.						DEPENDENTS.
			Total Workers.		Workers with an agricultural or other subsidiary occupation.				
			Males.	Females.	Agricultural.		Other.		
Males.	Females.	Males.			Females.				
1	2	3	4	5	6	7	8	9	
Serial No.	Provincial Total ...	870,827	280,631	203,317	8,662	6,464	10,423	10,521	386,879
	Divisional Burma ...	344,504	271,885	197,378	8,189	5,924	9,871	10,122	375,241
	Arakan Division ...	33,943	9,870	9,240	153	64	325	356	14,833
1	Akyab ...	26,714	7,975	7,623	86	11	176	206	11,116
2	Hill Dist. of Arakan ...	89	47	2	40
3	Kyaukpyu ...	2,252	737	219	40	10	46	29	1,296
4	Sandoway ...	4,888	1,111	1,396	27	43	103	121	2,381
	Pegu Division ...	207,686	92,828	29,900	463	655	961	772	84,958
5	Rangoon Town ...	99,666	57,514	6,520	17	9	35,631
6	Insein ...	13,698	6,168	1,976	25	61	114	113	5,554
7	Hanthawaddy ...	18,691	7,636	1,956	57	48	101	39	9,102
8	Tharrawaddy ...	23,066	7,314	4,649	66	144	226	153	11,103
9	Pegu ...	18,680	6,009	3,103	92	76	156	81	9,568
10	Prome ...	33,882	8,187	11,696	206	328	259	377	13,099
	Irrawaddy Division ...	87,736	29,464	17,196	533	303	980	557	41,076
11	Bassein ...	21,919	9,140	3,035	198	47	273	100	9,774
12	Henzada ...	26,172	7,954	5,665	213	143	351	262	12,553
13	Myaungmya ...	13,380	4,510	2,456	51	5	189	79	6,114
14	Maubin ...	16,028	4,112	5,259	42	106	127	100	6,657
15	Pyawbi ...	10,207	3,748	781	29	2	40	16	5,678
	Tenasserim Division ...	94,823	27,800	20,878	378	279	699	1,072	46,145
16	Toungoo ...	17,946	5,462	3,076	20	69	172	73	9,408
17	Salween ...	705	227	113	2	6	14	9	365
18	Thaton ...	19,622	4,958	4,053	48	41	198	454	9,711
19	Amherst ...	36,154	11,906	7,076	151	116	103	287	17,172
20	Tavoy ...	13,113	3,174	4,600	145	47	163	227	5,339
21	Mergui ...	7,283	2,073	1,060	6	...	49	22	4,150
	Magwe Division ...	129,619	34,002	33,640	3,068	1,561	3,159	2,566	61,977
22	Thayetmyo ...	15,912	4,136	3,624	43	56	219	129	8,152
23	Pakokku ...	70,072	16,913	20,081	2,190	1,016	2,315	1,884	33,078
24	Minbu ...	21,970	5,579	6,919	413	408	453	442	9,472
25	Magwe ...	21,620	7,334	3,016	122	81	172	111	11,270
26	Pakokku Hill Tracts ...	45	40	5
	Mandalay Division ...	86,813	26,726	25,572	124	267	717	742	34,518
27	Mandalay ...	74,923	22,259	23,590	56	235	408	635	29,074
	Mandalay City ...	46,523	14,215	13,823	...	8	17	24	19,005
28	Bhamo ...	3,517	1,279	669	9	...	102	15	1,560
29	Myitkyina ...	2,329	1,119	243	20	3	59	13	977
30	Katha ...	5,915	1,909	1,069	39	29	145	79	2,887
31	Putao ...	99	90	1	3	...	8
	Sagaing Division ...	114,249	29,246	34,174	2,835	1,990	2,033	2,807	50,829
32	Shwebo ...	19,226	5,332	6,008	222	408	338	363	7,886
33	Sagaing ...	38,351	9,528	12,532	1,406	979	662	1,626	16,291
34	Lower Chindwin ...	47,312	11,600	13,439	977	436	729	653	22,273
35	Upper Chindwin ...	9,104	2,671	2,191	166	167	304	164	4,242
36	Chin Hills ...	256	115	4	4	1	137
	Meiktila Division ...	89,635	21,949	26,778	635	805	997	1,250	40,968
37	Kyaukse ...	10,251	2,751	2,542	54	167	143	106	4,058
38	Meiktila ...	29,880	6,299	9,612	260	383	313	467	12,049
39	Yamethin ...	21,664	5,353	4,543	80	63	220	146	11,268
40	Myingyan ...	27,860	7,546	10,081	241	192	321	531	10,233
	Eastern States ...	26,323	8,746	5,939	473	540	552	399	11,628
41	Northern Shan States ...	13,096	4,281	4,319	129	496	247	322	5,386
42	Southern Shan States ...	11,630	4,208	1,543	344	44	303	77	5,279
43	Karenni ...	697	257	77	2	...	363

ART III.—Details by districts—contd.

Sub-Class IV.—Transport. (Orders XIX to XXIII.)								Sub-Class V.—Trade, finance and insurance. (Orders XXIV to XL.)								Serial No. of District, etc. (column 1.)
Total Workers and Dependents.	WORKERS.						DEPENDENTS.	Total Workers and Dependents.	WORKERS.						DEPENDENTS.	
	Total Workers.		Workers with an agricultural or other subsidiary occupation.						Total Workers.		Workers with an agricultural or other subsidiary occupation.					
	Males.	Females.	Agricultural.		Other.				Males.	Females.	Agricultural.		Other.			
10	11	12	13	14	15	16	17	18	19	20	21	22	23	24	25	
354,274	177,404	15,938	4,119	315	5,088	964	160,932	1,096,818	269,058	311,564	5,838	5,233	14,906	11,476	516,196	
339,906	170,625	14,862	3,805	253	4,476	875	154,419	1,035,955	250,177	295,037	4,194	4,261	13,042	9,700	490,741	
16,448	12,436	206	1,759	3	239	10	3,806	62,534	18,067	13,806	645	243	1,003	647	30,661	
13,939	11,333	98	1,741	...	160	4	2,208	46,278	14,752	8,500	466	50	713	361	23,026	
49	29	20	263	139	30	2	94	
1,128	592	36	8	2	29	2	500	10,722	2,081	3,629	129	131	159	177	5,012	
1,632	482	72	10	1	50	4	1,078	5,271	1,095	1,647	48	62	131	109	2,529	
111,472	64,383	2,063	443	14	753	32	45,025	257,528	70,353	57,523	639	975	2,365	1,008	129,652	
50,961	37,660	458	35	...	94	...	12,843	70,365	30,947	9,056	18	5	156	27	36,362	
12,501	6,173	451	28	1	122	2	5,877	24,513	5,914	6,248	47	70	385	114	12,311	
15,403	6,865	139	105	3	116	9	8,799	38,476	8,170	10,063	108	91	629	170	20,243	
8,666	3,926	196	101	1	101	...	4,544	36,103	7,418	9,769	244	215	452	167	18,916	
14,614	5,638	305	108	6	191	4	8,671	6,601	11,111	11,356	186	383	546	226	24,134	
9,226	4,121	514	65	3	129	17	4,691	35,470	6,793	11,031	36	211	197	304	1,646	
38,246	20,520	1,527	190	5	513	93	16,199	220,112	54,378	61,844	778	803	2,702	1,588	103,890	
8,762	5,433	233	74	4	116	11	2,706	5,651	15,946	229	244	880	461	26,737		
10,869	5,036	531	55	...	195	69	5,302	48,374	9,517	15,419	204	348	540	444	23,438	
3,496	2,108	209	12	...	78	1	1,179	44,294	11,756	11,370	1,6	79	661	343	21,168	
6,711	3,287	340	11	...	75	4	3,084	39,463	8,916	12,113	102	77	389	274	18,404	
8,408	4,656	214	38	1	49	8	3,538	29,330	8,191	6,996	67	55	223	66	14,143	
49,424	23,923	1,209	320	11	367	43	24,292	130,227	28,717	38,099	353	259	1,219	926	63,411	
9,397	4,185	322	57	3	113	7	4,790	36,316	8,579	8,516	64	60	31	184	19,201	
466	278	1	2	...	2	...	187	1,322	433	167	9	3	15	2	722	
9,761	3,900	230	82	8	106	14	5,631	37,411	8,556	11,554	97	86	342	263	17,301	
20,534	10,416	542	102	...	52	17	9,576	32,864	8,031	7,782	120	29	294	237	17,051	
5,570	2,917	69	72	...	65	2	2,584	14,523	2,084	7,565	57	10	146	226	4,874	
3,796	2,227	45	5	...	29	3	1,224	7,791	1,074	2,455	6	1	70	14	4,222	
35,574	13,323	3,241	388	106	770	172	19,010	106,368	20,834	40,421	561	828	1,950	2,091	45,113	
5,859	2,125	261	5	2	114	28	3,473	18,690	2,950	6,211	31	60	130	153	9,529	
11,801	4,209	934	130	15	349	60	6,658	22,415	7,607	6,959	240	264	932	1,110	17,849	
6,875	2,772	558	146	54	183	27	3,511	24,392	4,818	10,406	151	385	559	602	9,168	
11,027	4,210	1,488	107	35	124	57	5,329	20,880	5,458	6,845	39	19	321	190	8,765	
12	7	5	3	1	2	
29,168	14,475	939	185	3	425	24	13,754	91,366	22,408	27,025	232	201	1,205	818	41,933	
22,587	10,936	763	42	2	241	15	10,888	57,646	13,497	19,171	40	125	232	267	24,978	
2,271	5,978	271	3	...	13	2	6,222	41,122	10,247	12,275	4	7	52	34	18,600	
2,663	1,359	72	6	...	105	1	1,232	8,437	2,073	2,526	29	10	29	60	3,838	
1,854	1,238	28	111	...	28	5	588	4,604	1,527	998	12	7	259	53	2,079	
2,080	914	76	25	1	50	3	1,030	20,632	5,286	4,325	151	59	435	329	11,021	
44	28	...	1	...	1	...	16	47	25	5	17	
33,268	12,699	3,122	322	76	1,025	386	17,427	71,377	16,377	24,153	606	378	1,550	1,500	30,847	
5,950	2,205	645	16	9	123	31	3,100	19,685	4,645	5,669	85	40	377	175	9,371	
13,845	4,497	1,569	166	35	307	247	7,779	22,653	4,369	10,078	171	123	325	668	8,206	
8,870	3,263	798	102	25	301	86	4,609	17,879	4,449	5,525	163	124	380	383	7,905	
4,708	2,689	130	58	7	292	22	1,889	11,048	2,881	2,881	187	91	466	274	5,286	
95	45	50	112	33	79	
26,307	8,866	2,535	178	35	384	115	14,906	96,443	19,043	32,166	380	574	1,048	1,122	45,234	
3,754	1,535	145	43	8	67	6	2,074	12,065	2,334	4,445	71	213	173	101	5,286	
6,419	2,099	636	27	7	50	11	3,767	24,091	4,247	8,314	101	126	306	356	11,530	
11,253	3,758	1,292	88	12	151	37	6,203	25,759	5,974	6,177	79	55	262	129	13,608	
4,888	1,564	462	20	8	116	61	2,962	34,528	6,488	13,230	129	180	307	536	14,810	
14,368	6,779	1,076	314	62	612	89	6,513	60,863	18,881	16,527	1,644	972	1,864	1,776	25,455	
6,970	3,540	672	74	9	150	57	2,758	23,263	7,883	5,316	301	60	863	738	10,124	
7,165	3,148	352	235	53	162	31	3,635	33,281	9,653	10,286	1,289	782	897	1,017	13,312	
1,833	91	22	5	1	120	4,219	1,345	885	54	30	104	21	1,989	

DISTRICT OR STATE.		Sub-Class V7—Public force. (Orders XLI to XLIV.)							DEPENDENTS.
		Total Workers and Dependents.	WORKERS.						
			Total Workers.		Workers with an agricultural or other subsidiary occupation.				
			Males.	Females.	Agricultural.		Other.		
1	2	3	4	5	6	7	8	9	
Serial No.	Provincial Total ...	76,400	37,628	469	779	1	155	39	39,303
	Divisional Burma ...	70,712	34,787	322	664	...	138	26	35,663
	Arakan Division ...	3,993	1,461	62	4	...	6	...	2,470
1	Akyab ...	1,537	707	1	3	1,239
2	Hill Dist. of Arakan ...	521	249	...	1	...	2	...	272
3	Kyaukpyu ...	867	121	61	685
4	Sandoway ...	1,058	384	4	...	681
	Pegu Division ...	15,082	7,352	77	102	...	20	...	7,823
5	Rangoon Town ...	5,376	3,302	5	4	...	2	...	2,069
6	Insein ...	1,520	625	47	818
7	Hanthawaddy ...	1,923	875	21	1	...	1,937
8	Tharrawaddy ...	2,286	546	1	...	1,440
9	Pegu ...	2,158	911	2	95	...	14	...	1,245
10	Prome ...	1,809	793	2	3	...	2	...	1,014
	Irrawaddy Division ...	7,226	2,956	10	2	...	1	...	4,266
11	Bassein ...	2,189	901	1,285
12	Henzada ...	1,877	696	1	...	1,181
13	Myaungmya ...	1,178	518	6	664
14	Ma-ubin ...	1,019	491	4	1	561
15	Pyapon ...	963	414	...	1	549
	Tenasserim Division ...	7,424	3,493	43	3	...	11	19	3,888
16	Toungoo ...	1,847	955	13	4	...	879
17	Salween ...	82	238	18	1	...	1	18	106
18	Thaton ...	1,802	648	8	1	...	8	1	1,146
19	Amherst ...	1,754	822	3	3	...	929
20	Tavoy ...	923	455	1	1	487
21	Mergui ...	736	345	1	...	391
	Magwe Division ...	6,007	2,415	7	1	3,585
22	Thayetmyo ...	1,472	431	2	1,039
23	Pakokku ...	1,763	611	...	1	1,152
24	Minbu ...	1,438	595	1	862
25	Magwe ...	1,175	658	4	513
26	Pakokku Hill Tracts ...	149	130	19
	Mandalay Division ...	17,242	10,796	71	458	...	12	8	6,272
27	Mandalay ...	8,369	5,331	15	449	...	2	...	3,043
	Mandalay City ...	4,630	2,827	5	449	...	1	...	1,422
28	Bhamo ...	2,558	1,086	1	1,471
29	Myitkyina ...	3,044	2,056	3	9	...	3	...	1,525
30	Katha ...	1,818	846	52	7	8	847
31	Putao ...	823	574	49
	Sagaing Division ...	6,762	3,395	35	94	...	85	1	4,338
32	Shwebo ...	1,880	823	32	1	...	1,111
33	Sagaing ...	914	394	1	119
34	Lower Chindwin ...	1,372	710	1	1	...	621
35	Upper Chindwin ...	1,357	777	1	82	...	779
36	Chin Hills ...	1,153	671	...	94	...	1	...	262
	Meiktila Division ...	6,976	2,919	17	3	...	4,046
37	Kyaukse ...	1,127	348	1	...	778
38	Meiktila ...	1,867	935	12	2	...	1,020
39	Yamethin ...	2,400	1,083	3	1,317
40	Myingyan ...	1,582	551	1,021
	Eastern States ...	5,288	2,841	247	115	1	17	11	2,924
41	Northern Shan States ...	2,121	1,038	132	77	1	11	11	1,282
42	Southern Shan States ...	3,066	1,110	13	38	...	6	...	1,642
43	Karenni ...	187	82	162

PART III.—Details by districts—contd.

Sub-Class VII.—Public administration. (Order XLV.)								Sub-Class VIII.—The professions and liberal arts. (Orders XLVI to L.)								Serial No. of District, etc. (column 1).
Total Workers and Depen- dents.	WORKERS.						DEPENDENTS.	Total Workers and Depen- dents.	WORKERS.						DEPENDENTS.	
	Total Workers.		Workers with an agricultural or other subsidiary occupation.						Total Workers.		Workers with an agricultural or other subsidiary occupation.					
	Males.	Females.	Agricultural.		Other.				Males.	Females.	Agricultural.		Other.			
10	11	12	13	14	15	16	17	18	19	20	21	22	23	24	25	
103,041	33,242	992	9,102	90	1,763	42	68,807	282,566	144,113	16,299	1,271	80	2,427	212	122,154	
83,598	26,418	795	5,181	84	1,227	38	56,385	247,186	119,575	15,046	960	67	1,959	191	112,565	
5,343	1,259	25	374	2	43	...	4,059	13,186	5,433	546	80	2	144	7	7,207	
3,330	793	4	170	...	21	...	2,533	8,755	3,511	393	42	...	62	5	4,851	
115	25	...	8	90	46	20	2	24	
1,024	235	20	101	2	14	...	769	2,750	1,238	94	22	2	51	1	1,418	
874	206	1	95	...	8	...	667	1,635	664	57	16	...	31	1	914	
21,338	6,997	247	556	...	259	...	14,094	55,525	24,155	3,443	127	6	361	20	27,927	
10,263	3,742	174	4	...	13	...	6,346	17,703	6,805	1,417	4	...	48	5	9,481	
2,614	640	26	34	...	17	...	1,948	5,605	2,369	376	16	1	45	7	2,860	
1,159	463	2	147	...	23	...	694	7,120	3,235	357	26	...	44	...	3,528	
2,762	713	6	42	...	127	...	2,043	8,533	3,922	382	24	2	113	4	4,229	
2,560	696	11	164	...	53	...	1,853	9,152	4,669	535	34	2	47	2	3,948	
1,981	743	28	165	...	21	...	1,210	7,412	3,155	376	23	1	64	2	3,881	
12,039	3,607	112	889	20	228	13	8,320	35,618	16,672	2,270	202	23	314	35	16,676	
3,366	1,104	8	231	2	85	...	2,254	8,933	4,577	595	33	6	97	7	3,851	
2,867	910	47	239	14	45	6	1,910	9,414	4,320	611	91	13	84	17	4,474	
2,433	708	40	230	...	44	...	1,685	5,606	2,478	384	33	2	52	1	2,744	
1,754	486	12	72	1	28	7	1,256	6,144	2,639	474	20	1	53	5	3,031	
1,619	399	5	117	3	26	...	1,215	5,521	2,649	295	16	1	28	5	2,576	
11,313	3,970	43	423	2	90	6	7,300	30,724	13,422	2,247	113	6	213	25	15,055	
3,266	1,311	5	112	...	29	...	1,950	7,518	3,554	408	40	6	75	1	3,556	
208	55	...	10	...	2	...	153	380	154	13	5	...	4	...	213	
2,235	725	17	149	2	19	1	1,493	7,778	3,410	502	34	...	68	9	3,866	
3,015	1,031	11	39	...	3	3	1,973	9,438	4,135	840	16	...	4	6	4,463	
1,200	459	8	72	...	16	2	733	3,127	1,409	317	15	...	36	9	1,701	
1,389	389	2	41	...	21	...	998	2,183	760	167	3	...	26	...	1,256	
8,940	2,503	82	838	13	243	4	6,355	27,720	15,056	1,025	89	5	282	41	11,639	
2,207	602	14	172	6	31	1	1,591	4,665	1,714	169	3	...	16	5	2,782	
2,791	787	4	377	...	53	2	2,000	9,844	5,906	455	33	1	146	25	3,483	
2,217	517	16	191	1	38	1	1,684	6,906	2,959	311	47	4	67	10	3,636	
1,705	593	48	98	6	127	...	1,064	6,286	4,467	90	6	...	53	1	1,729	
26	4	16	19	10	9	
7,735	2,712	106	514	23	157	6	4,917	26,600	13,577	1,613	75	2	207	12	11,410	
3,639	1,436	29	47	...	53	...	2,174	17,533	10,084	1,064	28	...	109	4	6,385	
1,270	213	6	6	...	12	...	1,051	12,478	7,107	692	1	...	61	4	4,884	
762	191	2	69	...	26	...	569	1,041	622	137	10	1	23	1	882	
893	284	5	88	1	19	...	604	1,199	602	52	1	...	22	...	545	
2,294	726	70	302	22	59	5	1,198	6,138	2,213	356	34	1	53	7	3,569	
147	75	...	8	72	89	56	4	2	29	
8,382	2,878	98	1,064	11	143	3	5,406	32,083	17,629	2,172	177	18	279	28	12,282	
2,352	738	86	270	10	29	1	1,528	9,148	5,871	515	43	10	70	12	2,762	
1,990	650	3	153	1	29	1	1,337	10,669	4,626	1,251	55	...	64	2	4,792	
1,208	549	...	194	...	33	...	749	7,421	4,897	179	43	...	78	3	2,345	
2,303	636	9	242	...	45	1	1,658	4,620	2,161	225	35	8	67	11	2,234	
439	305	...	205	...	7	...	134	225	74	2	1	149	
8,508	2,492	82	523	13	64	6	5,934	25,730	13,631	1,730	97	5	159	23	10,369	
1,746	550	...	176	...	7	...	1,106	3,578	1,738	325	16	2	41	1	1,515	
1,913	507	43	36	8	20	3	1,303	6,695	4,169	554	47	...	46	5	1,972	
2,787	743	39	148	5	25	3	2,005	6,756	3,449	310	23	2	45	6	2,997	
2,062	692	...	163	...	12	...	1,370	8,701	4,275	541	11	1	67	11	3,885	
19,443	6,224	197	3,921	6	536	4	12,422	35,380	24,538	1,253	311	13	468	21	9,589	
4,079	1,163	81	403	2	108	3	2,775	9,484	6,068	750	22	1	249	13	2,666	
14,048	5,207	105	3,501	2	427	1	9,336	24,966	18,058	449	279	10	207	6	6,453	
476	154	11	17	2	1	...	311	936	412	54	10	2	12	2	470	

DISTRICT OR STATE.		Sub-Class IX.—Persons (not in Sub-Class I-A) without an occupation but receiving an income. (Order LI.)							DEPENDENTS.
		Total Workers and Dependents.	WORKERS.						
			Total Workers.		Workers with an agricultural or other subsidiary occupation.				
			Males.	Females.	Agricultural.		Other.		
1	2	3	4	5	6	7	8	9	
Serial No.	Provincial Total ...	13,800	3,230	1,175	153	10	344	41	9,395
	Divisional Burma ...	13,168	3,110	1,105	136	8	312	39	8,953
	Arakan Division ...	603	133	18	12	...	27	4	452
1	Akyab ...	284	53	10	4	...	7	1	221
2	Hill Dist. of Arakan ...	97	8	19
3	Kyaukpyu ...	126	36	7	4	...	10	3	83
4	Sandoway ...	166	36	1	4	...	10	...	129
	Pegu Division ...	4,575	842	458	6	...	56	10	3,275
5	Rangoon Town ...	2,859	528	253	1	...	37	6	2,078
6	Insein ...	326	80	29	2	...	2	3	217
7	Hanthawaddy ...	153	57	22	74
8	Tharrawaddy ...	458	63	56	3	...	7	...	339
9	Pegu ...	452	57	55	8	1	340
10	Prome ...	327	57	43	2	...	227
	Irrawaddy Division ...	1,130	265	97	10	...	11	3	768
11	Bassein ...	342	85	28	1	...	2	1	229
12	Henzada ...	207	66	18	6	...	4	...	183
13	Myaungmya ...	200	45	15	2	...	3	1	140
14	Ma-ubin ...	199	33	19	1	...	2	1	147
15	Pyapôn ...	122	36	17	69
	Tenasserim Division ...	1,912	413	286	22	3	32	11	1,213
16	Toungoo ...	393	87	20	4	...	4	2	286
17	Salween ...	10	4	...	1	...	1	...	15
18	Phatôn ...	266	29	37	2	1	...	5	200
19	Amherst ...	754	149	169	7	...	1	2	436
20	Tavoy ...	211	74	33	2	2	19	2	104
21	Mergui ...	269	70	27	6	...	7	...	172
	Magwe Division ...	921	367	26	11	2	12	1	522
22	Thayetmyo ...	453	205	9	...	1	3	...	239
23	Pakôkku ...	205	66	...	4	...	7	...	139
24	Minbu ...	152	37	9	7	1	2	...	106
25	Magwe ...	111	59	8	1	44
26	Pakôkku Hill Tracts
	Mandalay Division ...	2,165	533	127	21	1	71	3	1,505
27	Mandalay ...	1,602	366	111	7	1	46	2	1,125
	<i>Mandalay City</i> ...	934	160	106	1	...	662
28	Bhamo ...	104	31	4	3	...	2	1	69
29	Myitkyina ...	290	95	3	11	...	17	...	192
30	Katha ...	157	39	8	6	...	110
31	Putao ...	12	2	1	9
	Sagaing Division ...	922	339	33	47	1	72	4	610
32	Shwabo ...	328	99	17	16	...	17	...	212
33	Sagaing ...	257	70	6	6	...	11	1	181
34	Lower Chindwin ...	170	92	1	11	...	18	...	77
35	Upper Chindwin ...	158	56	8	9	1	22	2	94
36	Chin Hills ...	69	22	1	5	...	4	1	46
	Meiktila Division ...	880	218	60	7	1	31	3	602
37	Kyaukse ...	179	58	3	12	...	118
38	Meiktila ...	227	55	34	1	...	11	...	138
39	Yamêthin ...	327	51	12	4	1	5	2	264
40	Myingyan ...	147	54	11	2	...	3	1	82
	Eastern States ...	632	120	70	17	2	32	2	442
41	Northern Shan States ...	235	28	44	5	2	16	2	163
42	Southern Shan States ...	327	90	26	12	...	22	...	271
43	Karenni ...	10	2	8

ART III.—Details by districts—contd.

Sub-Class X.—Domestic service. (Order LII.)								Sub-Class XI.—Insufficiently described occupations. (Order LIII.)								Serial No. of District, etc. (column 1).
Total Workers and Depen- dents.	WORKERS.						DEPENDENTS.	Total Workers and Depen- dents.	WORKERS.						DEPENDENTS.	
	Total Workers.		Workers with an agricultural or other subsidiary occupation.						Total Workers.		Workers with an agricultural or other subsidiary occupation.					
	Males.	Females.	Agricultural.		Other.				Males.	Females.	Agricultural.		Other.			
10	11	12	13	14	15	16	17	18	19	20	21	22	23	24	25	
73,669	43,059	8,001	807	87	637	115	22,609	573,641	202,629	149,294	2,533	7,855	5,117	71,72	221,718	
58,743	33,785	6,854	45	67	273	94	18,104	431,608	173,667	69,715	1,275	1,327	3,476	2,311	188,226	
2,485	1,725	405	5	...	6	3	335	32,792	11,881	6,665	307	242	369	234	14,246	
2,221	1,580	375	5	...	5	3	266	11,486	5,893	808	30	1	65	7	4,785	
30	86	3	1	130	90	3	2	...	31	
74	46	10	1	...	18	17,180	4,724	4,964	257	218	126	171	7,492	
140	73	17	50	3,996	1,168	890	20	23	76	56	1,958	
24,105	14,706	2,588	10	46	36	12	6,812	121,436	64,346	10,431	161	74	619	290	46,659	
17,930	10,959	1,709	5	...	11	...	5,202	44,397	28,001	510	13	...	59	...	15,804	
1,170	623	194	3	...	3	...	353	12,569	5,371	1,471	19	9	63	14	5,727	
1,289	833	174	1	...	3	...	28	34,332	19,993	3,769	46	17	261	73	11,470	
1,028	692	112	6	4	24	12,253	4,330	2,099	57	29	118	114	5,824	
1,361	778	249	1	45	10	7	334	9,245	4,592	772	4	5	60	15	3,969	
1,327	820	90	...	1	3	1	417	8,644	3,049	1,730	22	14	78	74	3,865	
4,812	3,066	641	4	4	50	5	1,105	54,378	22,272	9,801	232	71	478	233	22,305	
1,823	1,277	130	31	1	410	6,854	3,648	518	12	19	59	7	2,688	
961	511	240	...	1	12	3	210	10,240	0,044	5,421	60	42	147	190	8,775	
778	440	90	4	1	248	15,052	6,195	2,591	61	7	145	23	6,260	
634	432	72	2	...	150	5,208	2,844	574	93	1	113	8	1,790	
616	406	109	2	3	1	...	101	7,921	3,541	697	6	2	17	5	2,786	
6,503	4,037	656	4	1	99	7	1,810	52,653	22,506	5,297	79	13	329	149	24,850	
1,284	801	95	8	...	388	15,077	5,791	2,214	10	3	73	59	7,022	
49	35	3	11	902	578	51	1	...	4	...	973	
882	409	111	62	...	362	20,511	8,549	2,231	55	8	101	85	9,731	
2,974	1,946	261	3	...	17	...	767	9,841	4,951	500	9	2	22	4	4,390	
650	360	135	...	1	9	7	155	2,146	922	83	2	...	14	1	1,141	
664	486	51	3	...	127	4,226	1,715	218	2	...	25	...	2,293	
4,550	2,307	530	...	6	32	5	1,713	21,610	7,014	5,591	45	67	223	223	8,995	
681	311	41	3	3	329	5,832	1,544	1,437	...	5	23	25	2,854	
1,265	539	210	...	2	6	2	516	4,116	1,099	787	7	5	87	44	2,230	
871	388	192	...	2	13	...	291	8,154	2,359	2,968	37	53	95	140	2,827	
1,705	1,052	86	...	2	10	...	507	3,480	2,006	399	1	4	17	14	1,075	
28	17	1	10	18	6	12	
9,019	4,682	911	4	1	11	1	3,426	45,682	18,153	6,081	175	25	472	166	21,448	
7,265	3,479	852	4	1	2,934	18,213	6,709	3,213	5	13	33	10	8,291	
4,386	2,081	634	1,671	11,308	4,235	2,057	7	2	5,016	
553	363	18	4	...	172	770	470	18	2	...	6	1	282	
540	383	15	4	142	1,311	695	129	6	...	16	3	507	
580	390	23	2	...	167	25,294	10,211	2,720	162	12	417	146	12,363	
81	67	3	...	1	1	...	11	74	68	1	5	
2,866	1,346	430	18	6	17	11	1,090	25,694	6,998	7,048	121	114	414	302	11,648	
979	424	102	1	...	1	...	453	18,182	5,107	5,481	97	65	281	167	7,591	
626	350	70	6	...	206	2,747	585	501	...	1	28	37	1,201	
701	235	220	...	6	4	11	246	1,555	584	166	5	4	31	8	805	
379	227	36	3	...	6	...	116	3,384	663	837	7	44	74	90	1,884	
181	110	2	13	69	226	59	3	12	164	
4,423	1,937	693	...	3	22	50	1,813	77,373	20,497	18,801	155	721	572	714	38,775	
434	231	30	4	1	167	14,948	3,672	4,265	68	589	140	220	7,011	
1,500	564	237	14	699	6,975	1,943	1,521	25	9	55	41	3,511	
1,341	693	114	...	3	3	2	534	14,970	4,697	2,999	7	...	100	63	7,904	
1,148	429	306	15	33	413	40,550	10,185	10,716	55	123	268	410	19,649	
14,926	9,274	1,147	762	20	364	21	4,505	142,033	28,962	79,579	1,258	6,522	1,641	4,861	33,492	
1,975	836	858	13	...	35	11	281	7,954	3,846	1,117	33	2	74	91	2,995	
12,872	8,404	261	749	10	329	10	4,207	129,154	22,777	77,465	1,198	6,519	1,511	4,752	28,912	
79	34	28	...	10	17	4,925	2,359	1,001	27	7	56	15	1,525	

DISTRICT OR STATE.		Sub-Class <i>XII.</i> —Unproductive and unclassified. (Orders LIV to LVI.)							DEPENDENTS.
		Total Workers and Dependents.	WORKERS.						
			Total Workers.		Workers with an agricultural or other subsidiary occupation.				
			Males.	Females.	Agricultural.		Other.		
1	2	3	4	5	6	7	8	9	
Serial No.	Provincial Total ...	48,966	26,790	10,896	20	32	147	106	11,280
	Divisional Burma ...	44,769	25,212	8,939	10	5	111	69	10,618
	Arakan Division ...	4,393	1,611	1,365	6	3	9	18	1,417
1	Akyab ...	3,943	1,378	1,257	6	3	9	18	1,308
2	Hill Dist. of Arakan ...	8	4	4
3	Kyaukpnyu ...	340	158	88	94
4	Sandoway ...	102	71	16	15
	Pegu Division ...	10,051	7,521	1,558	1	...	13	...	972
5	Rangoon Town ...	4,845	3,049	820	376
6	Insein ...	2,546	2,407	33	106
7	Hanthawaddy ...	302	173	71	1	115
8	Tharrawaddy ...	326	194	81	1	...	51
9	Pegu ...	679	377	219	12	...	83
10	Prome ...	1,293	701	331	241
	Irrawaddy Division ...	5,100	3,830	579	...	2	6	4	691
11	Bassein ...	1,443	1,266	139	38
12	Henzada ...	1,374	855	149	...	2	370
13	Myaungmya ...	1,527	1,298	115	114
14	Ma-ubin ...	509	313	92	6	4	104
15	Pyapön ...	247	98	84	65
	Tenasserim Division ...	5,104	1,821	372	15	2,911
16	Toungoo ...	2,809	234	67	2,508
17	Salween ...	8	6	2
18	Thatön ...	503	213	118	9	179
19	Amherst ...	1,435	1,054	175	6	206
20	Tavoy ...	177	173	4
21	Mergui ...	172	141	6	25
	Magwe ^a Division ...	4,959	2,782	1,119	28	10	1,058
22	Thayetmyo ...	1,503	1,237	63	203
23	Pakökku ...	1,487	588	381	21	1	518
24	Minbu ...	1,456	631	545	7	9	280
25	Magwe ...	513	326	130	57
26	Pakökku Hill Tracts
	Mandalay Division ...	6,111	3,070	1,313	1	...	16	1	1,728
27	Mandalay ...	4,188	2,374	1,008	4	...	206
	Mandalay City ...	2,362	1,786	450	226
28	Bhamo ...	222	81	90	51
29	Myitkyina ...	114	12	93	9
30	Katha ...	1,580	599	119	1	...	12	1	868
31	Putao ...	7	4	3
	Sagaing Division ...	3,562	1,428	1,448	1	...	4	3	686
32	Shwebo ...	1,379	553	446	1	...	2	...	380
33	Sagaing ...	1,031	271	671	0	...	89
34	Lower Chindwin ...	975	510	207	2	198
35	Upper Chindwin ...	167	91	60	1	16
36	Chin Hills ...	10	3	4	3
	Meiktila Division ...	5,489	3,149	1,185	1	...	35	18	1,155
37	Kyaukse ...	908	503	172	1	233
38	Meiktila ...	816	391	304	121
39	Yamethin ...	800	433	226	17	...	161
40	Myingyan ...	2,945	1,802	483	1	...	18	17	640
	Eastern States ...	4,197	1,578	1,957	10	27	36	37	662
41	Northern Shan States ...	1,776	588	848	5	2	32	20	340
42	Southern Shan States ...	2,263	925	1,037	5	25	4	17	301
43	Karenni ...	158	65	72	21

PART III.—Details by districts—contd.

Sub-Class Ia.—Control of land or water used for the exploitation of animals or vegetation.								Sub-Class Ib — Cultivated and wild plants.								Serial No. of District, etc. (column 1).
Order I.—Control by persons not principally practising an occupation of Sub-Class Ib or Ic of land or water used for such an occupation. (Groups 1, 2a, 2b.)								Order IIa.—Cultivation. (Groups 3 to 7.)								
Total Workers and Dependents.	WORKERS.						DEPENDENTS.	Total Workers and Dependents.	WORKERS.						DEPENDENTS.	
	Total Workers.		Workers with an agricultural or other subsidiary occupation.						Total Workers.		Workers with an agricultural or other subsidiary occupation.					
	Males.	Females.	Agricultural.		Other.				Males.	Females.	Agricultural.		Other.			
10	11	12	13	14	15	16	17	18	19	20	21	22	23	24	25	
157,135	36,596	40,732	1,069	1,089	5,888	4,570	79,807	9,158,932	2,657,681	1,937,779	67,012	42,574	350,823	172,926	4,563,472	
151,026	34,227	39,487	860	896	5,391	4,340	77,312	8,043,634	2,306,524	1,657,226	44,688	26,177	279,052	128,321	4,079,884	
17,421	3,562	4,228	189	105	515	337	9,631	699,888	201,607	104,167	5,915	2,540	20,011	6,674	394,114	
10,568	1,978	2,086	87	14	109	109	6,504	440,304	130,210	40,132	2,159	245	9,324	1,199	269,962	
19	...	15	4	19,578	6,519	6,240	29	47	39	3	0,813	
3,170	711	967	35	37	176	91	1,492	154,704	41,783	36,704	2,223	1,217	6,396	3,410	76,217	
3,664	873	1,160	67	54	170	137	1,631	85,302	23,095	21,085	1,504	1,031	4,252	2,062	41,122	
28,700	6,132	6,140	134	89	944	532	16,428	1,408,272	400,573	222,556	5,973	2,317	41,778	17,657	785,143	
1,313	374	134	2	0	905	7,186	3,511	537	10	...	26	4	3,438	
3,216	696	666	7	7	97	37	1,854	203,700	58,116	33,974	261	141	4,190	1,678	112,510	
2,147	459	254	14	1	95	15	1,434	238,733	72,182	19,802	459	188	4,193	698	146,749	
7,785	1,597	1,697	38	46	330	122	4,491	377,615	99,993	71,925	2,537	1,074	14,319	5,995	205,697	
6,872	1,634	1,511	48	23	177	68	4,127	323,535	46,673	48,902	505	352	7,130	2,277	177,900	
7,367	1,472	2,278	27	12	237	234	3,617	257,203	70,998	48,310	2,141	562	11,914	7,005	138,789	
30,287	7,455	7,396	140	136	1,122	706	15,436	1,467,016	446,978	337,169	6,229	3,352	22,926	13,001	682,869	
6,779	1,900	1,956	39	17	276	190	3,223	354,816	107,781	63,684	1,058	505	4,923	3,260	163,351	
7,881	1,885	2,595	27	81	260	203	3,401	411,959	121,487	110,938	2,570	2,146	10,361	5,911	179,514	
7,293	1,837	1,592	38	10	319	182	3,864	266,101	83,876	55,170	1,334	156	3,300	1,194	127,055	
5,514	1,035	1,073	31	26	135	85	3,406	221,962	68,135	58,478	1,149	515	3,102	2,023	95,349	
2,820	798	480	5	2	102	46	1,542	212,178	65,699	28,879	118	30	1,240	613	117,600	
14,173	3,316	2,928	96	24	442	268	7,929	1,132,744	322,416	187,570	4,166	1,350	26,947	10,145	622,758	
4,834	789	951	24	10	137	56	3,094	270,461	77,512	47,428	695	303	5,822	2,177	145,521	
84	20	23	6	...	4	3	41	45,200	12,495	6,823	214	49	618	264	25,882	
3,583	917	826	14	6	89	70	1,840	357,362	104,147	61,048	1,370	464	6,218	2,847	192,167	
3,314	853	623	38	2	94	57	1,838	253,443	79,776	49,100	814	219	6,631	3,120	154,567	
1,833	491	463	9	3	111	76	879	96,873	28,570	16,551	754	105	5,848	1,619	51,752	
525	246	42	5	3	7	6	237	79,405	19,916	6,920	310	150	1,780	118	52,869	
21,168	4,864	7,331	146	162	1,000	829	8,973	1,035,418	296,111	266,466	8,570	5,932	52,537	21,730	472,841	
4,958	912	1,546	45	51	128	125	1,800	188,983	53,927	43,185	2,673	1,478	7,453	3,200	92,771	
6,097	1,421	2,150	25	31	351	359	2,526	303,742	80,264	68,432	1,190	955	9,026	149,046		
6,325	1,433	2,009	65	63	293	167	2,883	188,548	52,994	52,799	3,382	2,303	14,317	5,647	79,455	
4,488	1,098	1,626	11	17	228	178	1,764	334,457	94,014	96,455	1,025	1,130	10,121	3,857	143,388	
...	19,888	5,497	6,100	18	...	8,181	
2,483	673	569	14	13	95	68	1,241	486,327	138,677	106,895	3,454	3,850	24,354	8,328	240,755	
1,433	408	355	7	4	34	40	670	122,197	36,911	26,302	330	772	4,461	2,280	58,984	
466	90	59	1	257	6,058	2,562	722	38	...	2,774	
141	37	25	3	5	79	86,417	23,114	22,319	1,428	1,668	3,827	950	40,064	
81	36	7	39	91,571	28,805	20,382	588	595	2,817	520	45,324	
828	193	182	5	9	53	23	453	177,014	48,070	36,045	995	707	12,888	4,185	92,929	
...	6,128	1,697	1,877	113	108	361	93	2,554	
20,261	4,513	6,340	94	272	814	1,070	9,408	998,996	280,350	295,405	6,730	5,227	63,013	35,270	423,241	
4,337	1,044	1,629	7	16	37	282	1,664	303,717	84,913	102,490	377	231	25,316	14,347	111,314	
6,228	1,518	2,004	30	17	338	396	2,706	217,265	61,090	52,661	2,693	1,695	14,851	11,753	104,514	
7,904	1,560	2,197	38	216	311	237	4,117	241,013	60,453	68,083	1,815	1,752	11,930	5,436	112,472	
1,792	391	510	19	23	128	95	891	129,880	38,095	34,593	1,845	1,540	10,887	3,653	57,192	
...	107,121	35,794	38,578	29	81	32,749	
16,533	3,712	4,555	47	95	459	530	8,266	814,973	219,812	136,998	3,651	1,600	27,486	15,516	458,163	
1,569	302	422	4	12	79	50	845	88,662	26,380	13,335	335	210	3,123	1,432	48,947	
4,104	913	1,172	12	5	171	173	2,019	200,744	54,007	28,356	738	173	8,422	5,013	118,381	
4,925	1,071	845	1	16	46	77	3,009	220,205	57,787	27,478	969	174	7,202	2,330	134,940	
5,935	1,486	2,116	30	62	103	230	4,393	305,362	81,638	67,829	1,609	1,052	8,739	6,741	155,895	
6,209	2,369	1,245	209	193	497	230	2,495	1,115,298	351,157	280,553	22,324	16,397	71,771	44,605	483,588	
1,637	401	412	22	7	85	110	824	470,065	143,642	129,621	12,377	7,155	31,882	24,189	197,462	
4,453	1,966	824	187	186	411	120	1,663	592,904	194,018	136,700	9,626	8,797	39,012	20,954	162,186	
19	2	9	1	...	8	51,729	13,497	14,232	321	445	875	362	24,000	

		Sub-Class 1b.—Cultivated and wild plants— <i>concl'd.</i>							
		Order IIb.—Forestry. (Groups 8 to 10.)							
DISTRICT OR STATE.		Total Workers and Dependents.	WORKERS.				DEPENDENTS.		
Serial No.	1		2	Total Workers.		Workers with an agricultural or other subsidiary occupation.			
				3	4	Agricultural.		Other.	
			Males.	Females.	Males.	Females.	Males.	Females.	9
	Provincial Total ...	81,065	31,630	7,554	798	174	2,054	327	41,881
	Divisional Burma ...	78,119	30,408	7,395	707	158	1,971	321	40,316
	Arakan Division ...	2,020	428	90	7	...	15	11	1,502
1	Akyab ...	1,565	260	41	2	...	2	10	1,264
2	Hill Dist. of Arakan ...	30	9	11
3	Kyaukpyu ...	203	66	29	3	...	3	1	108
4	Sandoway ...	232	93	20	2	...	10	...	119
	Pegu Division ...	11,475	4,469	832	39	7	75	6	6,174
5	Rangoon Town ...	850	362	35	1	...	453
6	Insein ...	2,284	906	250	13	5	15	...	1,128
7	Hanthawaddy ...	247	70	20	2	...	1	...	157
8	Tharrawaddy ...	3,093	1,299	48	7	...	13	...	1,746
9	Pegu ...	2,668	928	265	16	2	30	2	1,475
10	Prome ...	2,333	904	214	1	...	15	4	1,215
	Irrawaddy Division ...	7,963	2,758	818	42	6	82	9	4,387
11	Bassein ...	3,536	1,042	404	22	6	43	8	2,990
12	Henzada ...	1,042	437	127	8	...	12	...	478
13	Myaungmya ...	1,848	737	195	9	...	21	...	916
14	Ma-ubin ...	499	197	56	3	1	216
15	Pyapön ...	1,038	345	36	3	...	3	...	657
	Tenasserim Division ...	16,692	5,671	1,705	119	38	223	72	9,316
16	Toungoo ...	6,413	2,666	173	27	...	109	9	3,574
17	Salween ...	391	177	22	1	3	2	2	192
18	Thatön ...	2,700	811	249	12	18	17	17	1,640
19	Amherst ...	3,771	1,188	332	35	8	...	11	2,251
20	Tavoy ...	2,268	475	842	44	9	79	27	951
21	Mergui ...	1,149	354	87	10	6	708
	Magwe Division ...	6,512	2,819	823	54	18	259	64	2,870
22	Thayetmyo ...	1,819	609	451	...	7	36	51	759
23	Pakökkü ...	2,983	1,482	166	45	...	192	8	1,335
24	Minbu ...	1,092	437	104	7	11	24	5	551
25	Magwe ...	559	255	102	2	...	7	...	202
26	Pakökkü Hill Tracts ...	59	36	23
	Mandalay Division ...	11,978	5,461	1,021	106	21	316	46	5,496
27	Mandalay ...	5,451	2,367	502	48	7	144	3	2,582
	<i>Mandalay City</i> ...	911	335	69	1	507
28	Bhamo ...	2,493	1,325	150	38	...	130	8	1,018
29	Myitkyina ...	825	580	22	3	...	7	2	223
30	Katha ...	3,209	1,189	347	17	14	35	33	1,673
31	Putao
	Sagaing Division ...	12,334	5,453	1,191	219	67	720	96	5,690
32	Shwebo ...	1,496	509	284	17	25	60	40	703
33	Sagaing ...	2,203	739	240	44	6	138	16	1,224
34	Lower Chindwin ...	2,444	1,392	48	36	1	203	3	1,004
35	Upper Chindwin ...	6,184	2,810	619	122	35	319	37	2,755
36	Chin Hills ...	7	3	4
	Meiktila Division ...	9,145	3,349	615	121	1	281	17	4,881
37	Kyaukse ...	454	153	22	6	...	13	...	279
38	Meiktila ...	1,490	420	549	1	1	26	4	522
39	Yamèthin ...	6,797	2,662	222	114	...	242	5	3,013
40	Nyingyan ...	404	114	122	8	168
	Eastern States ...	2,946	1,222	159	91	16	83	6	1,565
41	Northern Shan States ...	2,342	948	130	67	12	70	5	1,264
42	Southern Shan States ...	511	225	26	24	4	13	1	260
43	Karenni ...	93	49	3	41

PART III.—Details by districts—contd.

Sub-Class <i>lc.</i> —Domestic and wild animals.																
Order IIc.—Raising of farm stock. (Groups 11 to 14.)								Order IIb.—Raising of other animals. (Groups 15, 16.)								
Total Workers and Depen- dents,	WORKERS.						DEPENDENTS.	Total Workers and Depen- dents.	WORKERS.						DEPENDENTS.	
	Total Workers.		Workers with an agricultural or other subsidiary occupation.						Total Workers.		Workers with an agricultural or other subsidiary occupation.					
	Males.	Females.	Agricultural.		Other.				Males.	Females.	Agricultural.		Other.			
			Males.	Females.	Males.	Females.					Males.	Females.				
10	11	12	13	14	15	16	17	18	19	20	21	22	23	24	25	
72,611	34,985	10,205	799	361	2,672	1,058	27,421	1,660	768	382	7	3	13	8	510	
62,617	30,517	7,968	510	142	2,195	757	24,132	1,581	726	353	2	..	13	8	502	
3,228	2,368	213	48	4	51	5	647	2	...	2	
2,628	1,904	159	44	2	31	2	559	
18	8	10	1	
19	7	7	1	...	1	...	5	3	
569	419	47	3	8	19	3	73	2	...	2	4	
14,423	8,312	1,124	59	2	381	41	4,987	342	103	37	2	...	202	
1,893	852	121	1	5	320	74	34	5	35	
4,847	2,861	386	22	...	101	18	1,600	65	15	20	30	
1,940	996	137	9	1	54	1	807	157	47	4	1	...	106	
1,836	1,195	87	9	...	90	2	554	1	1	
3,113	1,759	263	15	1	85	11	1,701	31	7	3	21	
1,394	649	130	4	...	50	4	615	14	...	5	9	
4,778	2,666	493	31	6	131	17	1,679	24	10	8	6	
1,241	622	130	6	2	99	6	483	8	...	7	1	
1,323	810	104	10	...	31	2	409	5	...	1	4	
826	427	101	13	4	49	7	298	2	2	13	
605	381	81	2	...	22	...	233	14	
693	366	71	2	256	9	8	15	
8,509	4,095	987	40	4	149	42	3,427	239	27	96	2	116	
1,914	976	125	20	1	45	9	813	156	3	82	2	71	
944	106	21	4	1	4	...	117	17	
2,252	797	393	7	...	47	18	1,062	21	5	12	4	
3,117	1,667	294	2	...	30	8	1,156	32	19	1	12	
709	384	138	7	2	15	7	187	25	25	
273	165	16	8	...	92	5	...	1	4	
5,953	2,179	1,398	62	79	177	235	2,376	25	7	2	16	
866	318	136	5	2	33	10	382	7	3	2	2	
2,092	781	227	37	55	71	165	1,684	2	2	
1,201	568	278	11	20	59	40	455	23	
1,092	482	157	9	2	14	8	453	16	4	12	
2	2	26	
7,213	3,099	601	32	2	420	81	3,513	865	571	194	2	...	11	3	100	
3,177	1,386	291	7	2	78	7	1,500	248	563	187	2	...	10	3	98	
1,355	544	146	11	...	665	87	5	28	54	
738	271	95	19	36	372	1	...	1	7	
1,971	916	144	10	...	224	33	911	16	8	6	1	...	2	
1,205	423	66	15	...	39	5	716	30	
122	103	5	14	31	
8,923	4,267	1,487	164	22	605	212	3,169	7	3	2	2	
1,611	567	412	6	10	116	54	632	3	1	2	
3,275	1,719	504	84	8	121	24	1,052	33	
1,224	826	320	30	...	69	52	738	4	2	2	34	
1,968	1,083	235	43	4	298	88	650	35	
185	72	16	1	...	1	...	97	36	
9,590	3,591	1,665	74	23	281	118	4,334	77	5	12	3	60	
2,315	792	264	27	3	69	19	1,259	
2,351	1,009	357	25	11	75	24	985	14	2	2	10	
2,054	850	271	12	2	60	14	933	62	3	9	3	50	
2,270	940	773	10	7	77	61	1,157	1	...	1	40	
9,994	4,468	2,237	229	219	477	301	3,289	79	42	29	5	3	8	
4,417	2,366	510	43	26	231	52	1,460	17	8	4	5	
5,536	2,282	1,646	246	193	240	249	1,808	62	34	25	5	3	3	
41	20	3	...	21	43	

Serial No. of District, etc. (column 1).

DISTRICT OR STATE.		Sub-Class /c.—Domestic and wild animals— <i>contd.</i>							DEPENDENTS.
		Order IIz.—Exploitation of wild animals. (Groups 17, 18.)							
		Total Workers and Dependents.	WORKERS.						
			Total Workers.		Workers with an agricultural or other subsidiary occupation.				
			Males.	Females.	Agricultural.		Other.		
Males.	Females.	Males.			Females.				
1	2	3	4	5	6	7	8	9	
Serial No.	Provincial Total ...	160,809	54,457	16,925	1,394	311	2,656	667	89,427
	Divisional Burma ...	155,472	52,482	16,684	1,283	293	2,448	651	86,306
	Arakan Division ...	10,908	3,690	1,025	246	101	329	43	6,193
1	Akyab ...	3,170	1,290	342	49	17	42	14	1,538
2	Hill Dist. of Arakan ...	1	1
3	Kyaukpyu ...	5,279	1,563	506	117	40	197	22	3,210
4	Sandoway ...	2,458	837	177	80	44	90	7	1,444
	Pegu Division ...	16,436	6,135	1,835	211	51	421	83	8,466
5	Rangoon Town ...	391	278	13	80
6	Insein ...	1,634	555	174	..	2	50	5	905
7	Hanthawaddy ...	2,343	1,139	318	14	3	35	11	886
8	Tharrawaddy ...	6,889	2,093	879	163	41	258	35	3,617
9	Pegu ...	3,893	1,470	297	29	4	49	13	2,126
10	Prome ...	1,586	580	154	5	1	29	19	852
	Irrawaddy Division ...	52,681	17,303	8,869	278	80	468	265	26,500
11	Bassein ...	8,088	2,640	1,088	47	8	161	124	4,360
12	Henzada ...	6,244	1,928	745	61	16	90	37	3,571
13	Myaungmya ...	6,384	2,155	1,080	84	12	61	10	3,147
14	Maubin ...	21,766	7,834	4,731	46	31	113	88	11,201
15	Pyapön ...	8,199	2,746	1,223	40	13	43	6	4,230
	Tenasserim Division ...	39,823	12,764	2,278	228	12	348	27	24,781
16	Toungoo ...	2,190	788	160	2	..	78	6	1,233
17	Salween ...	32	22	10
18	Thatön ...	3,646	1,374	354	16	..	24	7	1,918
19	Amherst ...	3,520	1,386	152	..	2	5	4	1,982
20	Tavoy ...	8,479	2,538	928	138	6	134	10	5,013
21	Mergui ...	21,956	6,656	675	72	4	107	..	14,625
	Magwe Division ...	9,878	3,447	1,132	35	9	116	37	5,299
22	Thayetmyo ...	1,891	697	100	2	..	31	4	1,094
23	Pakökku ...	3,554	1,072	397	3	..	39	6	2,085
24	Minbu ...	1,943	777	370	21	7	42	26	796
25	Magwe ...	2,490	902	265	9	2	4	1	1,324
26	Pakökku Hill Tracts
	Mandalay Division ...	11,183	4,319	620	94	4	345	59	6,244
27	Mandalay ...	5,294	1,799	296	44	..	67	31	3,199
	Mandalay City ...	755	245	20	15	..	490
28	Bhamo ...	1,915	1,058	79	35	..	134	18	798
29	Myitkyina ...	906	370	64	..	1	71	6	472
30	Katha ...	3,048	1,092	181	15	3	73	4	1,775
31	Putao
	Sagaing Division ...	9,536	3,310	472	172	35	369	124	5,754
32	Shwebo ...	736	241	107	3	..	33	39	388
33	Sagaing ...	4,738	1,651	102	116	5	126	60	2,985
34	Lower Chindwin ...	1,924	667	77	11	..	75	10	1,180
35	Upper Chindwin ...	2,138	751	186	42	30	135	15	1,201
36	Chin Hills
	Meiktila Division ...	5,027	1,514	453	19	1	52	13	3,060
37	Kyaukse ...	686	209	49	8	..	19	3	428
38	Meiktila ...	787	172	80	2	1	14	1	535
39	Yamethin ...	574	197	154	5	3	223
40	Myingyan ...	2,980	936	170	9	..	14	6	1,874
	Eastern States ...	5,337	1,975	241	111	18	208	16	3,221
41	Northern Shan States ...	861	297	125	6	..	20	3	439
42	Southern Shan States ...	4,428	1,658	111	105	18	188	13	2,659
43	Karenni ...	48	20	5	23

PART III.—Details by districts—contd.

Sub-Class III.—Industry.

• Order VI.—Textiles. (Groups 25 to 38.)								Order VII.—Hides, feathers, bristles and hard materials from the animal kingdom. (Groups 39 to 42.)							
Total Workers and Dependents.	WORKERS.						DEPENDENTS.	Total Workers and Dependents.	WORKERS.						DEPENDENTS.
	Total Workers.		Workers with an agricultural or other subsidiary occupation.						Total Workers.		Workers with an agricultural or other subsidiary occupation.				
	Males.	Females.	Agricultural.		Other.				Males.	Females.	Agricultural.		Other.		
			Males.	Females.	Males.	Females.					Males.	Females.			
10	11	12	13	14	15	16	17	18	19	20	21	22	23	24	25
115,338	8,859	75,018	81	2,810	370	4,287	31,461	1,067	537	53	1	5	477
111,045	8,531	71,708	74	2,357	365	4,091	30,806	1,009	484	53	1	5	472
4,175	233	1,976	3	14	11	52	1,966	2	...	1	1
3,850	211	1,753	2	2	7	20	1,886
4	...	1	3	1
135	80	84	1	6	4	20	31	2	...	1	1
186	2	138	...	6	...	12	46
14,122	1,005	8,844	11	419	20	338	4,273	168	103	11	54
312	153	50	103	91	41	2	48
663	132	309	2	40	3	73	222	70	58	9	3
646	48	263	4	335
1,176	97	806	...	67	2	69	273	3	3
513	64	315	...	23	...	18	134	2
10,812	511	7,095	9	289	15	180	3,206	2	2
2,937	384	1,446	6	28	21	56	1,107
510	51	310	...	10	3	5	149
1,127	94	613	6	17	...	37	420
146	2	82	1	18	62
1,072	220	419	...	1	17	2	433
82	17	22	43
9,949	206	7,591	5	147	3	526	2,152	46	6	3	1	37
208	7	39	...	8	...	1	162
...
2,901	164	2,132	...	17	3	186	665
3,984	79	3,249	5	99	...	207	656	28	2	26
2,389	15	1,995	...	23	...	132	379	15	4	3	1	8
467	1	176	290	3	3
16,933	696	12,139	...	395	38	830	4,098	18	6	12
2,526	312	1,566	...	12	...	53	648
9,495	253	7,243	...	161	38	526	2,499	9	1	8
3,297	102	2,500	...	175	...	182	695	9	5	4
1,115	29	830	...	47	...	69	256
...
21,321	3,654	11,861	12	102	189	488	5,806	230	125	1	104
20,861	3,617	11,594	12	89	189	471	5,650	221	117	101
6,661	648	4,218	...	2	3	1	1,795	206	102	104
173	17	57	5	99	9	8	1
32	1	19	4	12
255	19	191	...	13	...	8	45
...
22,930	1,010	14,564	26	892	61	1,145	7,356	495	203	36	1	4	256
2,906	112	2,177	4	178	10	165	617
9,215	511	4,878	13	368	22	650	3,826	7	3	4
10,123	372	6,933	9	328	28	313	2,818	488	200	36	1	4	252
679	12	574	...	18	1	17	93
7	3	2	2
18,678	1,343	13,287	11	360	22	656	4,048	50	41	1	8
472	18	253	...	10	3	19	201	28	25	3
7,645	281	5,551	7	210	11	285	1,813	16	10	1	5
2,797	30	2,046	3	18	2	80	721	6	6
7,704	1,014	5,437	1	126	6	272	1,313
4,293	328	3,310	7	453	5	196	655	58	53	5
3,134	327	2,403	7	422	5	141	404	56	53	3
1,150	...	902	...	31	...	55	248	2	2
9	1	5	3

Serial No. of District, etc. (column 1).

		Sub-Class III.—							
		Order VIII.—Wood. (Groups 43, 44, 45)							
DISTRICT OR STATE.		Total Workers and Dependents.	WORKERS.						DEPENDENTS.
			Total Workers.		Workers with an agricultural or other subsidiary occupation.				
					Agricultural.		Other.		
			Males.	Females.	Males.	Females.	Males.	Females.	
1	2	3	4	5	6	7	8	9	
Serial No.	Provincial Total ...	214,170	79,498	24,870	1,489	777	3,255	1,049	109,802
	Divisional Burma ...	205,283	75,495	24,445	1,316	753	3,084	1,019	105,343
	Arakan Division ...	6,838	2,756	599	58	3	109	25	3,483
1	Akyab ...	4,451	1,914	409	27	...	41	13	2,068
2	Hill Dist. of Arakan ...	36	18	18
3	Kyaukpnyu ...	744	254	20	10	3	16	1	470
4	Sandoway ...	1,607	570	110	21	...	50	11	927
	Pegu Division ...	49,046	22,513	3,004	145	90	310	90	23,529
5	Rangoon Town ...	23,200	13,800	190	12	...	15	...	9,150
6	Insein ...	3,609	1,453	305	12	15	28	18	1,911
7	Hanthawaddy ...	4,895	1,577	380	16	...	22	6	2,932
8	Tharrawaddy ...	7,586	2,181	1,231	49	46	83	27	4,174
9	Pegu ...	5,150	1,840	302	31	17	75	22	3,008
10	Prome ...	4,546	1,602	590	25	12	87	17	2,354
	Irrawaddy Division ...	27,215	8,614	4,862	186	172	442	148	13,739
11	Bassein ...	5,420	2,026	402	27	10	119	25	2,930
12	Henzada ...	8,228	2,911	1,278	111	70	197	63	4,039
13	Myaungmya ...	3,084	1,124	386	18	...	72	6	2,074
14	Ma-ubin ...	6,601	1,313	2,636	15	92	39	53	2,652
15	Pyapön ...	3,282	1,140	100	15	...	15	1	2,042
	Tenasserim Division ...	35,589	12,611	3,497	233	43	350	168	19,571
16	Toungoo ...	7,665	2,470	783	13	19	90	27	4,412
17	Salye'en ...	323	118	26	2	...	3	...	179
18	Thatön ...	5,465	1,515	951	25	6	95	70	2,999
19	Amherst ...	13,071	5,897	451	85	2	20	21	7,323
20	Tavoy ...	5,084	1,594	375	106	16	105	28	2,615
21	Mergui ...	3,381	1,017	321	2	...	37	22	2,043
	Magwe Division ...	23,409	7,986	2,275	171	74	612	151	13,148
22	Thayemyo ...	4,842	1,025	328	21	20	117	19	2,880
23	Pakökku ...	9,643	2,746	737	24	16	328	90	6,160
24	Minbu ...	4,409	1,468	926	91	30	125	38	2,015
25	Magwe ...	4,510	2,143	284	35	2	42	4	2,083
26	Pakökku Hill Tracts ...	5	4	1
	Mandalay Division ...	16,835	6,230	2,128	58	48	247	43	8,477
27	Mandalay ...	12,769	4,521	1,814	21	48	98	21	6,434
	Mandalay City ...	8,532	3,061	1,111	2	...	4,359
28	Bhamo ...	1,383	617	119	9	...	69	4	647
29	Myitkyina ...	815	421	51	9	...	19	...	364
30	Katha ...	1,854	659	164	19	...	61	18	1,031
31	Putao ...	14	13	1
	Sagaing Division ...	25,940	8,306	4,893	380	235	647	297	12,741
32	Shwebo ...	4,599	1,688	649	90	90	118	30	2,262
33	Sagaing ...	7,847	2,178	2,400	135	114	166	198	3,269
34	Lower Chindwin ...	10,072	3,371	1,747	117	27	227	57	5,554
35	Upper Chindwin ...	2,749	1,039	97	38	4	136	12	1,613
36	Chin Hills ...	73	30	43
	Meiktila Division ...	20,411	6,479	3,277	85	88	367	97	10,655
37	Kyaukse ...	2,449	838	341	29	49	61	11	1,273
38	Meiktila ...	5,250	1,445	1,132	8	30	95	42	2,673
39	Yamethin ...	7,438	2,338	658	40	5	120	9	4,442
40	Myingyan ...	5,277	1,864	1,146	8	4	91	35	2,867
	Eastern States ...	8,887	4,003	425	173	24	171	30	4,459
41	Northern Shan States ...	3,063	1,574	334	57	24	99	27	2,055
42	Southern Shan States ...	4,622	2,322	86	116	...	72	3	2,214
43	Karenni ...	302	107	5	190

ART III.—Details by districts—contd.

Industry—continued.

Order IX.—Metals. (Groups 46 to 51.)								Order X.—Ceramics. (Groups 52 to 57.)								Serial No. of District, etc. (column 1).
Total Workers and Depen- dents.	WORKERS.						DEPENDENTS.	Total Workers and Depen- dents.	WORKERS.						DEPENDENTS.	
	Total Workers.		Workers with an agricultural or other subsidiary occupation.						Total Workers.		Workers with an agricultural or other subsidiary occupation.					
	Males.	Females.	Agricultural.		Other.				Males.	Females.	Agricultural.		Other.			
10	11	12	13	14	15	16	17	18	19	20	21	22	23	24	25	
41,776	16,690	1,037	321	27	640	46	24,049	30,602	9,901	9,771	150	192	272	405	10,930	
38,977	15,556	977	247	24	469	43	22,444	30,363	9,764	9,711	137	192	267	401	10,888	
1,145	628	14	6	...	13	1	503	1,733	519	518	24	3	17	12	696	
733	494	6	...	239	1,505	449	449	21	...	11	...	607	
6	6	1	
209	59	13	6	...	4	1	137	36	20	1	1	...	1	...	15	
197	69	1	3	...	127	192	50	68	2	3	5	12	74	
10,575	4,858	136	55	2	100	6	5,581	8,727	4,187	1,476	38	17	79	37	3,064	
4,486	2,450	16	2	...	4	...	2,020	1,074	791	79	1	...	204	
982	401	50	3	...	18	...	531	2,104	1,078	182	29	...	544	
1,194	637	3	2	1	20	3	554	1,121	454	131	5	...	2	...	536	
1,232	403	25	5	...	20	...	804	1,174	412	243	...	1	11	2	419	
1,302	482	5	17	...	16	...	908	1,754	484	431	16	3	14	4	830	
1,286	485	37	21	1	22	3	764	1,300	368	410	17	13	22	31	522	
5,375	1,872	159	29	6	48	11	3,344	3,858	914	1,313	16	19	16	32	1,631	
1,180	433	35	4	...	15	3	712	1,312	176	502	...	3	1	16	574	
1,613	484	33	6	4	11	6	1,096	998	211	317	15	10	10	15	470	
1,144	457	50	9	1	15	2	637	393	160	103	1	...	4	...	130	
755	267	41	8	1	4	...	447	1,656	321	321	1	1	411	
683	231	...	2	...	3	...	452	59	43	10	46	
6,329	2,307	68	49	2	70	3	3,954	2,903	808	906	5	14	11	155	1,189	
1,111	445	11	1	1	20	1	652	590	201	143	2	4	2	6	252	
62	23	2	4	...	37	14	5	9	
1,825	538	8	12	...	16	1	1,270	970	142	488	2	4	2	144	346	
2,384	927	32	24	1	20	1	1,425	656	289	83	...	6	2	1	284	
643	269	7	11	...	10	...	367	335	91	144	1	...	5	4	100	
304	105	8	1	191	326	80	48	198	
4,490	1,704	142	35	5	96	9	2,644	3,663	864	1,574	26	70	59	45	1,225	
769	264	29	6	2	22	4	176	751	173	280	2	3	3	5	301	
1,959	692	32	9	...	50	...	1,232	1,290	213	670	5	53	30	25	407	
863	369	42	13	2	17	4	512	1,192	326	529	14	9	18	12	337	
897	434	39	7	1	7	1	424	427	152	95	5	5	8	3	180	
2	2	
13,535	1,674	106	14	1	29	1	1,755	3,032	861	1,365	...	10	7	29	806	
2,662	1,230	64	8	...	5	...	1,362	2,459	686	1,103	...	6	5	21	670	
2,016	880	25	1	...	1,111	1,257	441	463	...	6	...	19	353	
182	113	4	3	...	65	366	102	105	99	
175	123	2	3	...	10	...	50	22	4	7	11	
514	201	36	3	1	11	1	277	160	44	90	...	4	2	8	26	
2	1	1	25	25	
2,672	1,025	72	34	5	57	2	1,575	3,095	1,011	1,053	20	22	57	57	1,031	
773	294	44	13	4	12	...	435	1,381	400	585	2	17	12	25	396	
411	57	4	2	...	350	563	327	89	13	...	16	...	147	
1,136	545	20	12	1	28	1	571	824	181	237	2	4	14	11	403	
332	123	3	5	...	15	...	206	327	100	142	3	1	15	21	85	
80	6	1	4	13	
4,856	1,488	280	25	3	56	10	3,088	3,352	600	1,506	8	37	21	34	1,246	
539	189	24	5	...	10	...	326	696	79	388	3	2	4	4	229	
714	233	8	7	...	473	977	165	510	...	6	8	9	282	
2,308	670	113	3	1	22	1	1,525	834	150	248	...	29	...	3	430	
1,295	396	135	17	2	17	9	761	845	206	310	5	9	18	299	299	
2,799	1,134	60	74	3	171	3	1,605	239	137	60	13	...	5	4	42	
929	458	29	6	1	19	...	412	217	115	60	13	...	5	4	42	
1,866	644	29	68	2	152	3	1,133	6	6	
64	32	2	30	16	16	

Industry—continued.

Order XII.—Food. (Groups 65 to 75.)

Order XIII.—Dress and the toilet. (Groups 76 to 82)

Total Workers and Depen- dents.	WORKERS.							DEPENDENTS.	Total Workers and Depen- dents.	WORKERS.							DEPENDENTS.	Serial No. of District, etc. (column 1).
	Total Workers.		Workers with an agricultural or other subsidiary occupation.				17			Total Workers.		Workers with an agricultural or other subsidiary occupation.				25		
	Males.	Females.	Agricultural.		Other.					Males.	Females.	Agricultural.		Other.				
			13	14	15	16						19	20	21	22			
10	11	12	13	14	15	16	17	18	19	20	21	22	23	24	25			
223,528	68,293	60,807	5,486	2,238	3,256	3,717	94,428	114,864	41,144	26,057	293	277	1,188	861	47,663			
220,501	67,424	59,974	5,464	2,208	3,200	3,624	93,103	112,299	40,445	25,023	284	254	1,164	806	46,831			
11,216	1,494	5,755	13	42	25	245	3,967	3,070	1,737	208	15	2	48	18	1,134			
9,427	1,418	4,730	13	9	19	173	3,273	2,229	1,427	81	7	...	15	...	791	1		
...	6	2	
35	2	18	1	15	315	121	49	5	1	12	4	142	3		
1,754	74	1,001	...	33	6	71	679	522	180	77	3	1	21	14	265	4		
54,640	26,927	9,639	145	56	144	159	18,074	29,409	12,454	5,825	17	71	91	132	11,130			
51,875	18,928	4,048	1	...	18	...	8,899	14,458	7,903	1,616	8	9	4,939	5		
1,048	910	245	...	1	4	...	493	1,782	508	734	...	5	14	19	540	6		
3,488	1,978	507	4	...	1	7	1,008	3,189	845	629	12	45	18	10	1,215	7		
5,689	1,869	1,500	1	18	46	29	2,320	2,930	921	712	...	12	0	23	1,297	8		
3,588	1,129	900	8	25	14	11	1,559	2,907	744	1,120	4	8	11	32	1,103	9		
8,352	2,113	2,444	131	12	61	112	3,795	6,023	1,533	1,014	1	1	34	29	1,536	10		
18,097	5,278	5,830	49	44	70	155	6,989	17,362	6,414	3,244	60	30	222	142	7,704			
5,200	2,546	800	8	13	9	13	1,854	4,688	1,905	788	14	11	78	37	1,995	11		
6,620	1,385	2,511	37	24	48	101	2,724	4,628	1,633	689	29	9	60	33	2,106	12		
2,627	493	1,149	3	3	9	30	985	2,988	1,089	501	5	1	41	26	1,338	13		
1,631	106	1,016	1	4	2	11	509	2,910	1,009	720	6	7	33	31	1,181	14		
2,019	748	354	2	...	917	2,148	778	286	6	2	10	15	1,084	15		
14,991	3,575	4,954	27	50	57	123	6,462	11,207	3,169	3,562	6	18	62	92	4,476			
3,076	442	1,300	3	32	11	24	1,329	2,402	761	731	...	4	10	12	910	16		
131	19	60	...	5	2	6	52	74	16	23	...	1	2	3	35	17		
1,644	563	322	1	...	12	8	759	2,695	749	857	2	10	29	43	1,089	18		
7,423	2,109	2,084	23	8	21	44	3,230	3,523	1,006	1,106	7	13	1,411	19		
1,819	286	949	...	5	10	41	584	1,578	343	602	2	3	11	21	633	20		
898	156	231	1	...	508	935	294	243	2	...	3	...	398	21		
53,359	13,661	14,164	2,717	981	1,903	1,396	25,534	9,646	2,990	2,250	47	29	219	107	4,406			
2,139	327	732	8	9	16	26	1,080	2,017	547	480	...	4	11	19	990	22		
40,288	10,771	10,495	2,114	784	1,689	1,193	19,022	2,571	725	641	12	1	81	36	1,205	23		
6,893	1,475	2,188	248	171	159	162	3,230	2,615	821	591	24	18	84	36	1,203	24		
4,007	1,060	749	47	17	39	15	2,198	2,441	895	538	11	6	43	16	1,008	25		
32	28	4	2	2	26		
9,581	2,240	3,725	6	86	51	124	3,616	17,548	5,633	5,153	5	10	70	53	6,762			
8,426	1,964	3,307	5	85	40	96	3,155	15,120	5,010	4,520	3	6	37	22	5,881	27		
5,675	1,159	2,419	2,097	13,294	4,219	4,176	10	3	4,899	28		
369	75	149	1	3	145	412	117	163	2	3	132	29		
221	54	90	...	1	1	4	77	421	147	74	...	2	6	5	200	30		
551	134	179	1	...	8	21	238	1,278	343	387	2	11	31	23	548	31		
14	13	1	...	1	17	16	2	...	1	...		
35,837	8,602	9,977	2,069	665	699	1,096	17,258	13,352	4,738	2,653	102	62	293	172	5,961			
4,413	903	1,623	136	87	95	100	1,827	3,171	1,046	701	21	32	47	32	1,424	32		
12,440	3,522	3,831	1,150	477	318	686	5,087	4,830	1,577	1,132	40	15	89	83	2,121	33		
16,493	3,753	3,461	774	65	235	208	9,279	4,308	1,739	711	24	8	100	47	1,855	34		
2,491	364	1,062	9	36	51	102	1,065	962	346	108	17	7	48	10	508	35		
...	81	30	1	50	36		
22,780	5,647	5,930	438	284	251	326	11,203	10,696	3,310	2,128	32	23	151	90	5,258			
3,590	844	1,253	1	90	14	58	1,493	1,282	383	243	0	10	26	9	656	37		
9,228	2,338	1,767	227	127	107	112	5,723	3,246	1,048	610	14	10	56	19	1,588	38		
3,263	613	1,007	20	7	31	40	1,643	2,625	819	435	6	2	24	13	1,371	39		
6,099	1,852	1,903	190	60	99	116	2,344	3,513	1,060	840	6	1	45	49	1,643	40		
3,027	869	833	22	30	56	93	1,325	2,565	699	1,034	9	23	24	55	832	41		
2,851	825	805	20	30	56	93	1,221	1,296	330	491	4	12	12	39	469	42		
161	31	28	2	102	1,167	348	486	5	11	11	16	333	43		
15	13	2	108	15	57	1	...	30	43		

PART III.—Details by districts—contd.

Industry—continued.

Order XV.—Building. (Groups 85 to 89.)								Order XVI.—Construction of means of transport. (Groups 90, 91, 92.)								
Total Workers and Dependents.	WORKERS.						DEPENDENTS.	Total Workers and Dependents.	WORKERS.						DEPENDENTS.	
	Total Workers.		Workers with an agricultural or other subsidiary occupation.						Total Workers.	Workers with an agricultural or other subsidiary occupation.						
	Males.	Females.	Agricultural.		Other.					Males.	Females.	Agricultural.		Other.		
			Males.	Females.	Males.	Females.						Males.	Females.	Males.		Females.
10	11	12	13	14	15	16	17	18	19	20	21	22	23	24	25	
22,022	9,526	1,236	165	13	278	25	11,260	9,097	4,359	274	33	2	168	16	4,464	
21,410	9,235	1,197	142	9	255	21	10,978	8,972	4,313	267	32	2	166	15	4,392	
421	195	2	9	...	2	...	224	555	235	79	1	...	17	1	241	
242	123	1	118	508	219	76	1	...	15	...	214	
...	
117	43	1	9	73	34	18	8	14	
62	29	2	...	33	19	5	1	2	1	13	
5,465	3,214	98	6	...	28	3	2,153	3,849	2,414	32	3	...	53	...	1,403	
3,375	2,204	13	15	...	1,158	3,165	2,137	21	19	...	1,007	
375	204	7	1	...	2	...	164	67	9	4	2	...	54	
306	180	3	2	...	2	2	123	89	50	3	1	...	6	...	29	
478	204	56	4	...	218	145	86	17	...	59	
475	203	3	3	...	4	...	269	214	64	...	2	...	2	...	150	
456	219	16	1	1	221	176	68	4	7	...	104	
1,588	834	51	15	1	17	1	703	482	149	21	5	1	9	1	312	
349	207	7	2	...	2	...	135	213	47	19	4	1	4	...	154	
436	188	2	5	1	3	1	246	64	25	...	1	...	1	...	39	
464	270	31	8	...	12	...	163	57	33	3	3	...	21	
240	104	11	125	106	40	4	3	...	68	
99	65	34	42	4	2	36	
3,273	1,251	173	13	...	20	...	1,949	1,410	540	23	3	...	14	1	847	
303	113	13	1	...	3	...	177	615	818	9	8	1	304	
19	16	3	14	1	13	
1,598	483	132	5	...	983	956	114	3	2	...	1	...	130	
848	320	20	3	...	1	...	508	367	147	11	1	...	3	...	200	
303	116	2	9	...	9	...	185	124	27	1	...	87	
202	103	6	2	...	93	44	39	1	...	5	
2,401	839	96	37	2	68	...	1,466	707	208	82	4	...	16	8	477	
655	151	19	30	...	485	28	6	1	21	
792	241	28	4	...	22	...	520	393	90	75	2	...	9	8	228	
469	128	21	16	2	10	...	320	158	47	6	2	...	4	...	105	
485	316	28	17	...	6	...	141	128	65	3	...	63	
...	
3,901	1,311	480	10	1	50	3	2,110	496	190	18	1	...	9	...	288	
3,435	1,043	479	2	1	25	3	1,913	394	151	14	3	...	229	
2,060	495	400	1	1,165	220	119	14	187	
213	65	1	20	...	147	17	7	1	3	...	9	
90	73	...	1	17	4	3	1	
163	130	...	7	...	5	...	33	79	29	3	1	...	3	...	47	
...	
2,470	1,067	230	41	4	50	9	1,173	588	274	2	13	...	25	1	312	
480	187	89	5	...	9	6	204	229	104	...	3	...	10	...	125	
1,128	447	97	18	1	12	2	584	123	61	...	7	...	6	...	68	
737	353	43	18	3	26	1	341	222	105	1	2	...	8	...	116	
108	64	1	3	...	43	14	4	1	1	...	1	1	9	
17	16	1	
1,891	624	67	11	1	20	5	1,200	885	303	10	2	1	23	3	572	
484	121	19	6	...	11	...	344	38	14	3	1	...	1	3	21	
348	158	4	3	...	206	243	108	5	...	135	
332	100	6	226	483	138	3	1	1	10	...	312	
727	255	38	5	1	6	5	424	121	43	4	7	...	74	
612	291	39	23	4	23	4	282	125	46	7	1	...	2	1	72	
321	154	32	3	4	5	4	129	115	43	7	1	...	2	1	65	
270	124	...	20	...	18	...	136	9	3	6	
21	3	1	17	1	1	

Serial No. of District, etc. (column 1).

1 2 3 4 5 6 7 8 9 10 11 12 13 14 15 16 17 18 19 20 21 22 23 24 25 26 27 28 29 30 31 32 33 34 35 36 37 38 39 40 41 42 43

PART III.—Details by districts—contd.

—concluded.								Sub-Class IV.—Transport.										Serial No of District, etc. (column 1).
Order XVIII.—Other industries. (Groups 94 to 103.)								Order XX.—Transport by water. (Groups 105 to 110.)										
Total Workers and Dependents.	WORKERS.						DEPENDENTS.	Total	Total Workers and Dependents.	WORKERS.						DEPENDENTS.		
	Total Workers.		Workers with an agricultural or other subsidiary occupation.							Total	Total Workers.		Workers with an agricultural or other subsidiary occupation.					
	Males.	Females.	Agricultural.		Other.						Males.	Females.	Agricultural.		Other.			
10	11	12	13	14	15	16	17	18	19	20	21	22	23	24	25	26		
76,602	32,252	2,314	475	109	844	40	42,036	118,083	64,920	2,350	2,307	22	1,951	195	50,813			
73,297	31,196	2,241	330	107	767	40	39,860	117,251	64,641	2,179	2,287	18	1,935	160	50,431			
4,674	2,012	85	21	...	82	2	2,577	10,354	8,115	113	1,722	2	209	6	2,126	1		
3,682	1,072	55	15	...	61	...	1,255	9,168	7,747	71	1,710	...	141	4	1,350	2		
30	17	13	15	15	3		
620	194	30	6	...	9	2	390	310	84	31	5	2	24	2	101	4		
342	189	11	...	213	861	265	11	7	...	44	...	585			
24,649	10,799	712	38	...	122	1	13,138	44,039	25,994	263	152	6	328	10	17,782			
13,308	6,241	461	2	...	20	...	6,006	21,736	17,011	23	30	...	70	...	4,702	5		
1,846	743	111	7	...	14	...	1,012	3,020	1,049	121	12	...	10	...	1,850	6		
2,055	789	12	7	...	25	...	1,254	11,910	5,348	68	50	...	76	7	6,490	7		
2,546	1,030	69	11	...	32	...	1,447	928	415	...	1	513	8		
2,556	983	17	11	...	20	...	1,551	4,808	1,295	7	12	1	81	...	3,568	9		
2,338	1,028	42	10	1	1,268	1,577	878	44	38	3	73	1	655	10		
10,041	4,346	259	49	2	127	11	5,436	20,451	10,540	697	88	1	316	54	9,214			
2,514	1,203	56	22	1	44	1	1,255	4,064	2,391	67	12	...	70	8	1,066	11		
2,223	921	20	2	...	13	6	1,342	3,005	1,271	1,18	22	...	122	35	1,509	12		
1,877	782	91	7	...	34	2	1,004	2,011	1,268	83	10	...	41	...	66	13		
1,641	728	85	12	1	28	2	828	4,157	1,500	220	6	...	30	3	2,106	14		
1,726	712	7	6	...	10	...	1,007	7,208	3,509	189	38	1	47	8	3,210	15		
8,281	3,046	147	29	...	103	...	5,088	16,446	8,287	323	111	5	110	18	7,836			
1,793	712	30	6	...	24	...	961	1,330	405	50	2	3	815	16		
61	25	2	34	101	33	2	...	68	17		
2,199	720	48	4	...	32	...	1,431	2,869	1,066	65	45	5	19	6	1,736	18		
2,920	946	37	6	...	28	...	1,937	8,745	4,895	181	43	...	7	8	3,669	19		
724	382	6	12	...	12	...	316	1,300	591	18	21	...	24	1	721	20		
674	261	24	1	...	5	...	389	2,101	1,265	9	2	...	17	...	827	21		
6,524	2,643	145	24	2	104	9	3,736	10,451	4,039	478	51	4	327	42	5,934			
1,395	418	25	6	...	16	2	922	2,856	1,017	119	3	...	93	20	1,722	22		
1,968	747	22	13	1	36	2	1,199	3,933	1,510	169	19	4	144	13	2,474	23		
1,798	810	44	5	...	33	2	935	1,411	475	7	41	...	865	24		
1,389	655	54	...	1	19	3	680	2,229	1,037	119	2	...	49	7	1,073	25		
4	4	26	
8,960	4,282	418	16	...	48	1	4,260	4,407	2,335	109	26	...	100	...	1,963			
6,993	3,425	377	3	...	2	1	3,191	3,350	1,753	96	20	...	61	...	1,118	27		
5,823	2,803	365	2,655	1,053	767	286			
344	137	4	2	...	203	559	294	8	1	...	26	...	257	28		
513	271	17	7	...	20	...	225	278	180	2	5	...	8	...	90	29		
1,085	427	19	6	...	24	...	639	234	108	3	5	...	123	30		
25	22	1	2	31		
4,783	2,189	364	134	103	113	8	2,230	10,005	4,889	158	134	...	505	22	4,958			
1,249	526	135	7	...	25	5	588	1,137	593	26	10	...	45	3	518	32		
1,342	699	46	25	...	23	2	597	3,660	1,591	68	60	...	102	10	1,987	33		
1,064	551	18	9	...	31	...	495	2,349	976	18	14	...	123	3	1,355	34		
1,076	383	165	93	101	34	1	522	2,853	1,729	26	50	...	235	6	1,098	35		
58	30	28	36		
5,385	1,879	111	19	...	68	8	3,395	1,098	442	38	3	...	40	8	618			
661	243	13	3	...	13	2	405	291	67	7	1	...	7	...	27	37		
1,531	495	4	3	...	19	...	1,012	45	18	...	1	27	38		
1,550	481	19	7	...	11	...	1,050	170	80	2	1	...	79	39		
1,643	660	75	6	...	25	6	908	592	268	29	1	...	32	8	295	40		
3,395	1,056	73	145	2	77	...	2,176	832	279	171	20	4	16	35	382			
755	295	37	14	2	29	...	403	374	103	171	6	4	10	35	100	41		
2,383	691	9	131	...	47	...	1,683	456	176	...	14	...	6	...	280	42		
167	70	7	1	...	90	2	2	43		

* Transport by air (aeroplanes, etc., and aerodromes).

DISTRICT OR STATE.		Sub-Class IV.—							DEPENDENTS.
		Order XXI.—Transport on land otherwise than by rail. (Groups 111 to 117.)							
		Total Workers and Dependents.	WORKERS.						
			Total Workers.		Workers with an agricultural or other subsidiary occupation.				
Males.	Females.		Agricultural.		Other.				
1	2	3	4	5	6	7	8	9	
Serial No.	Provincial Total ...	199,089	92,105	12,615	1,772	293	3,008	766	94,369
	Divisional Burma ...	186,807	86,299	11,755	1,481	235	2,414	712	88,753
	Arakan Division ...	5,399	3,977	80	26	1	23	4	1,342
1	Akyab ...	3,879	3,290	17	20	...	12	...	572
2	Hill Dist. of Arakan ...	34	14	20
3	Kyaukpyu ...	787	480	3	3	...	5	...	304
4	Sandoway ...	699	193	60	3	1	6	4	446
	Pegu Division ...	49,672	2,8025	1,362	285	8	380	22	20,285
5	Rangoon Town ...	19,280	14,743	144	5	...	20	...	4,393
6	Insein ...	6,408	3,128	253	16	1	96	...	2,717
7	Hanthawaddy ...	3,017	1,231	69	47	1	38	2	1,747
8	Tharrawaddy ...	6,531	2,859	190	99	1	65	...	3,482
9	Pegu ...	7,650	3,310	237	91	5	106	4	4,103
10	Prome ...	7,066	2,754	469	27	...	55	16	3,843
	Irrawaddy Division ...	16,188	9,142	815	102	4	188	39	6,231
11	Bassein ...	4,126	2,702	155	62	4	46	3	1,269
12	Henzada ...	7,095	3,397	380	33	...	67	34	3,309
13	Myaungmya ...	1,365	785	126	2	...	34	1	454
14	Ma-ubin ...	2,447	1,431	120	5	...	39	1	896
15	Pyapön ...	1,155	827	25	2	...	303
	Tenasserim Division ...	28,628	13,250	813	200	6	234	25	14,565
16	Toungoo ...	6,338	2,959	242	57	3	80	4	3,137
17	Salween ...	335	225	1	2	109
18	Thatön ...	6,119	2,418	151	31	3	61	8	3,550
19	Amherst ...	10,343	4,534	333	59	...	45	9	5,476
20	Tavoy ...	3,994	2,208	50	48	...	37	1	1,736
21	Mergui ...	1,499	906	36	3	...	11	3	557
	Magwe Division ...	24,387	8,873	2,752	332	102	435	130	12,762
22	Thayetmyo ...	2,891	1,056	142	2	2	21	8	1,693
23	Pakökku ...	7,630	2,586	765	87	11	204	47	4,279
24	Minbu ...	5,337	2,248	466	138	54	140	25	2,603
25	Magwe ...	8,522	2,980	1,359	105	35	70	50	4,183
26	Pakökku Hill Tracts ...	7	3	4
	Mandalay Division ...	19,616	9,195	680	155	3	309	23	9,741
27	Mandalay ...	15,226	6,884	531	22	2	180	15	7,811
	Mandalay City ...	10,111	4,415	240	3	...	13	2	5,486
28	Bhamo ...	1,966	1,005	64	5	...	79	1	897
29	Myitkyina ...	1,085	731	24	105	...	16	5	330
30	Katha ...	1,308	554	61	22	1	33	2	693
31	Putao ...	31	21	...	1	...	1	...	10
	Sagaing Division ...	21,034	6,792	2,952	207	76	508	364	11,290
32	Shwebo ...	1,030	1,240	601	6	9	74	28	2,189
33	Sagaing ...	9,222	2,478	1,467	106	35	203	237	5,297
34	Lower Chindwin ...	6,052	2,157	780	87	25	177	83	3,115
35	Upper Chindwin ...	1,644	891	104	8	7	53	16	649
36	Chin Hills ...	66	26	1	...	40
	Meiktila Division ...	21,883	7,045	2,302	174	35	337	105	12,537
37	Kyaukse ...	3,251	1,399	122	22	8	60	6	1,730
38	Meiktila ...	5,199	1,536	583	25	7	47	11	3,080
39	Yamethin ...	9,475	2,005	1,245	88	12	146	35	5,325
40	Myingyan ...	3,958	1,205	351	19	8	84	53	2,492
	Eastern States ...	12,222	5,806	860	291	58	594	54	5,626
41	Northern Shan States ...	5,624	2,838	456	68	5	139	22	2,330
42	Southern Shan States ...	6,436	2,879	382	218	53	455	31	3,175
43	Karenni ...	222	89	22	5	1	111

transport—continued.

Order XXII.—Transport by rail. (Groups 118, 119.)								Order XXIII.—Postal, telegraph and telephone services. (Group 120.)							
Total Workers and Depen- dents.	WORKERS.						DEPENDENTS.	Total Workers and Depen- dents.	WORKERS.						DEPENDENTS.
	Total Workers.		Workers with an agricultural or other subsidiary occupation.						Total Workers.		Workers with an agricultural or other subsidiary occupation.				
	Males.	Females.	Agricultural.		Other.				Males.	Females.	Agricultural.		Other.		
			Males.	Females.	Males.	Females.					Males.	Females.			
10	11	12	13	14	15	16	17	18	19	20	21	22	23	24	25
27,774	15,876	828	14	...	58	2	11,070	9,328	4,503	145	26	...	71	1	4,680
26,977	15,362	783	14	...	58	2	10,833	8,871	4,324	145	23	...	69	1	4,402
164	98	8	58	531	246	5	11	...	7	...	280
164	98	8	58	488	198	2	11	...	7	...	228
...
...	31	24	2	5
...	72	24	1	47
14,379	8,541	370	4	...	18	...	5,468	3,381	1,823	8	2	...	27	...	1,490
7,738	4,715	244	2	...	2,779	2,207	1,191	47	2	...	969
3,195	1,932	59	7	...	1,204	188	64	18	106
150	147	266	139	2	155
999	537	6	1	...	4	...	449	215	115	23	...	100
1,999	936	61	3	...	4	...	932	167	99	...	2	68
3/5	274	1	...	101	308	215	1	92
1,068	599	13	6	...	456	539	239	2	3	...	298
429	288	10	131	143	52	1	90
635	308	3	6	...	324	134	60	1	73
4	3	1	110	52	3	...	58
...	107	55	52
...	45	20	25
3,129	1,874	67	6	...	16	...	1,188	1,221	512	6	3	...	7	...	703
1,474	670	30	10	...	774	255	91	2	...	161
...	30	20	10
631	344	13	6	...	6	...	274	142	70	1	71
1,023	859	24	140	423	128	4	291
1	1	276	148	1	3	...	4	...	127
...	95	55	1	...	40
51	40	9	2	685	371	2	5	...	8	...	312
1	1	100	51	58
...	218	113	...	4	...	1	...	105
2	2	125	47	1	1	...	2	...	77
48	37	9	2	228	156	1	5	...	71
...	5	4	1
3,834	2,312	143	4	...	6	...	1,379	1,311	633	7	10	1	671
3,132	1,864	131	1,137	893	435	5	453
959	444	28	487	718	352	3	303
17	3	14	121	57	64
357	262	2	1	...	1	...	93	134	65	3	...	69
385	181	10	3	...	5	...	134	153	71	2	7	1	80
3	2	1	10	5	5
1,545	724	27	5	...	794	684	294	5	1	...	7	...	385
566	254	13	4	...	290	217	118	5	94
835	392	14	1	...	420	102	36	1	...	66
144	78	66	125	52	...	1	...	1	...	73
...	211	69	4	...	142
...	29	19	1	...	10
2,807	1,273	146	7	2	1,488	519	206	50	1	263
162	53	109	50	16	16	18
987	372	53	3	...	562	181	83	...	1	98
1,438	694	45	4	2	699	170	70	100
220	54	48	118	118	37	34	47
797	525	45	237	457	179	...	3	...	2	...	278
763	497	45	221	209	102	1	...	107
34	18	16	239	75	...	3	...	1	...	164
...	9	2	7

Serial No. of District, etc. (column 1)

IMPERIAL TABLE XVII.—Occupations.

Sub-Class V.—Trade,

Order XXIV.—Credit, finance and insurance. (Group 101.)

DISTRICT OR STATE.		Total Workers and Dependents.	WORKERS.						DEPENDENTS.
			Total Workers.		Workers with an agricultural or other subsidiary occupation.				
			Males.	Females.	Agricultural.		Other.		
					Males.	Females.	Males.	Females.	
1	2	3	4	5	6	7	8	9	
Serial No.	Provincial Total ...	22,210	8,706	2,909	362	140	518	246	10,595
	Divisional Burma ...	21,881	8,618	2,877	346	136	502	242	10,386
	Arakan Division ...	1,465	380	202	35	11	64	20	883
1	Akyab ...	815	228	58	10	...	22	10	529
2	Hill Dist. of Arakan
3	Kyaukpyu ...	338	81	71	15	6	21	4	186
4	Sandoway ...	312	71	73	10	5	21	6	168
	Pega Division ...	6,185	3,048	512	42	26	27	25	2,625
5	Rangoon Town ...	2,795	1,640	108	...	2	7	4	1,047
6	Insein ...	475	138	75	...	1	...	6	262
7	Hanthawaddy ...	485	224	48	17	...	11	...	213
8	Tharrawaddy ...	880	390	87	2	6	2	7	403
9	Pegu ...	761	331	80	21	350
10	Prome ...	789	325	114	8	17	7	8	350
	Irrawaddy Division ...	4,850	1,836	671	77	27	136	64	2,343
11	Bassein ...	1,496	564	219	19	16	39	25	713
12	Henzada ...	928	363	114	17	5	21	4	451
13	Myaungmya ...	1,128	403	156	26	...	48	22	569
14	Ma-ubin ...	723	273	126	3	1	28	12	324
15	Pyapön ...	575	233	56	12	5	...	1	286
	Tenasserim Division ...	2,013	731	260	30	4	40	27	1,022
16	Toungoo ...	672	252	88	7	1	18	9	332
17	Salween ...	9	4	1	4
18	Thatön ...	435	185	52	10	...	6	4	198
19	Amherst ...	565	199	46	3	...	2	...	320
20	Tavoy ...	187	41	49	10	3	10	4	97
21	Mergui ...	145	50	24	4	...	71
	Magwe Division ...	2,165	641	497	46	29	87	48	1,027
22	Thayetmyo ...	494	137	107	7	4	9	7	250
23	Pakökku ...	720	202	147	29	12	38	29	371
24	Minbu ...	400	120	113	10	6	11	9	167
25	Magwe ...	551	182	130	...	7	28	3	239
26	Pakökku Hill Tracts
	Mandalay Division ...	1,176	394	238	3	3	35	11	544
27	Mandalay ...	819	258	195	2	3	12	5	366
	Mandalay City ...	538	172	116	1	...	250
28	Bhamo ...	37	12	6	2	2	19
29	Myitkyina ...	65	20	2	2	...	43
30	Katha ...	255	104	35	1	...	19	4	116
31	Putao
	Sagaing Division ...	1,948	908	170	65	20	66	35	870
32	Shwebo ...	396	108	85	12	12	13	7	203
33	Sagaing ...	820	472	26	19	6	22	16	322
34	Lower Chindwin ...	503	276	25	29	...	20	4	202
35	Upper Chindwin ...	229	52	34	5	2	11	8	143
36	Chin Hills
	Meiktila Division ...	2,079	680	327	48	16	47	22	1,072
37	Kyaukse ...	199	39	50	110
38	Meiktila ...	582	213	76	13	7	24	5	293
39	Yamèthin ...	573	158	64	5	...	11	4	351
40	Myingyan ...	725	270	137	30	9	12	13	318
	Eastern States ...	329	88	32	16	4	16	4	209
41	Northern Shan States ...	202	48	19	4	3	14	2	135
42	Southern Shan States ...	114	38	9	12	1	2	1	67
43	Karenni ...	13	2	4	1	7

Insurance—continued.

Order XXVIII.—Trade in wood (not firewood), cork, bark, bamboo, thatch, etc., and articles made from these. (Groups 125a and 125b.)

Order XXIX.—Trade in metals, machinery, knives, tools, etc. (Group 1a6.)

Total Workers and Dependents.	WORKERS.							DEPENDENTS.	Total Workers and Dependents.	WORKERS.							DEPENDENTS.	Serial No. of District, etc (column 1).
	Total Workers.		Workers with an agricultural or other subsidiary occupation.				Total Workers.			Total Workers.		Workers with an agricultural or other subsidiary occupation.				Total Workers.		
	Males.	Females.	Agricultural.		Other.					Males.	Females.	Agricultural.		Other.				
			Males.	Females.	Males.	Females.						Males.	Females.	Males.	Females.			
10	11	12	13	14	15	16	17	18	19	20	21	22	23	24	25	26	27	
34,519	11,325	4,328	552	78	960	176	18,866	4,795	1,240	954	3	13	24	6	2,601			
33,421	10,895	4,196	536	72	916	158	18,330	4,753	1,230	951	3	13	21	6	2,572			
2,038	923	89	225	...	177	1	1,026	81	55	26			
1,801	868	60	222	...	172	1	893	74	53	21			
5	2	...	1	3			
43	...	21	22			
169	53	8	2	...	5	...	108	7	2	5			
7,588	2,994	827	41	12	143	20	3,767	1,997	453	322	...	12	2	3	1,222			
1,666	710	80	4	...	876	882	315	20	547			
887	425	97	5	...	48	...	365	27	6	2	19			
1,488	698	279	23	...	33	4	511	85	19	18	48			
579	196	79	5	6	17	1	304	759	24	273	...	12	...	3	462			
1,677	530	142	8	6	35	8	1,005	96	40	1	55			
1,291	435	150	6	7	706	148	49	8	2	...	91			
4,193	1,290	538	34	6	100	26	2,365	307	103	17	2	...	127			
2,468	817	231	23	3	57	15	1,420	96	34	6	1	...	56			
710	130	134	3	2	18	7	446	82	22	9	51			
261	69	18	7	...	7	...	174	23	5	2	16			
531	195	138	1	1	7	2	198	78	24	54			
223	79	17	11	2	127	28	18	1	...	10			
4,180	1,101	441	14	1	45	12	2,638	908	185	431	2	...	292			
1,224	351	73	4	1	13	...	800	64	13	7	44			
75	22	13	2	...	1	...	40	4	1	1	2			
1,105	436	118	3	...	16	3	551	49	27	22			
1,612	445	216	5	...	13	6	1,151	333	106	25	2	...	202			
124	31	20	1	3	73	449	34	396	19			
40	16	1	1	...	23	9	4	3			
3,001	1,211	720	33	13	181	37	1,970	349	109	24	1	...	5	2	216			
135	77	8	1	56	61	18	5	38			
2,810	701	558	17	...	119	20	1,461	230	67	10	1	...	4	...	153			
789	244	157	12	13	56	17	388	41	14	9	1	2	18			
167	99	3	3	...	6	...	65	17	10	7			
...	25		
4,892	1,292	595	41	11	110	29	3,005	680	172	120	2	...	3	1	388			
1,989	569	325	8	10	12	2	1,095	611	148	111	2	...	2	1	352			
1,294	392	180	2	...	722	528	90	111	1	321			
1,257	318	132	8	...	48	9	807	30	17	2	11			
176	54	2	2	...	8	...	114	21	4	7	10			
1,470	351	130	23	1	42	18	989	18	3	15			
...	30		
2,767	954	201	124	3	78	8	1,612	168	62	6	4	...	100			
537	177	63	3	...	14	1	297	84	16	3	2	...	65			
233	73	62	1	1	5	4	98	38	28	1	9			
935	338	49	15	...	32	...	548	39	15	2	22			
1,057	364	27	105	2	27	3	666	7	3	4			
5	2	3	36		
3,862	1,130	785	24	26	82	25	1,947	263	91	31	...	1	3	...	141			
728	176	359	1	22	9	9	203	21	9	1	11			
1,084	459	145	11	2	24	13	689	47	17	3	27			
1,284	447	208	8	2	19	3	569	141	43	23	...	1	2	...	75			
816	457	73	4	...	30	...	486	54	22	4	28			
1,098	430	132	16	6	44	18	536	42	10	3	3	...	29			
909	372	113	14	5	30	18	424	33	4	2	2	...	26			
122	56	16	2	1	14	...	110	9	6	3			
7	2	3	2	43		

Part III.—Details by districts—contd.

Insurance—continued.

Total workers and dependents.	Order XXXI.—Trade in chemical products. (Group 128.)							Order XXXII.—Hotels, cafés, restaurants, etc. (Groups 129, 130.)							Serial No. of District, etc. (column 1).
	WORKERS.						DEPENDENTS.	WORKERS.						DEPENDENTS.	
	Total Workers.		Workers with an agricultural or other subsidiary occupation.					Total Workers.		Workers with an agricultural or other subsidiary occupation.					
	Males.	Females.	Agricultural.		Other.			Males.	Females.	Agricultural.		Other.			
			Males.	Females.	Males.	Females.				Males.	Females.	Males.	Females.		
10	11	12	13	14	15	16	17	18	19	20	21	22	23	24	25
2,041	2,717	1,982	38	27	195	90	5,242	49,652	17,567	9,822	119	126	671	349	22,273
2,454	2,596	1,867	33	22	170	72	4,991	46,892	16,567	9,073	97	114	546	246	21,252
144	50	28	2	1	4	2	66	3,006	775	682	10	3	37	23	1,549
75	36	39	2,645	663	608	5	2	16	21	1,374
1	1
18	5	8	1	5	27	16	2	1	...	2	...	9
50	9	20	...	1	2	2	21	333	96	71	4	1	19	2	166
2,389	697	373	4	1	32	5	1,319	12,215	5,848	1,372	17	32	112	23	4,695
559	193	40	1	...	36	4,712	3,080	144	5	2	1,488
197	63	15	4	...	110	812	348	93	3	...	31	...	391
104	22	26	1	...	2	1	56	666	316	45	1	...	5	...	305
608	151	159	9	1	298	1,787	500	315	2	9	20	2	972
391	80	46	5	2	265	2,129	840	293	10	10	38	5	996
530	188	87	3	1	11	1	255	2,089	764	482	1	13	13	14	843
1,726	447	311	2	2	29	6	968	6,906	2,479	1,137	12	14	55	23	3,290
628	95	172	...	1	6	5	361	2,983	784	371	3	4	16	5	928
192	88	8	1	...	1	...	96	1,381	407	267	2	5	10	7	707
178	55	25	...	1	3	...	98	1,140	402	217	4	1	15	5	521
526	161	83	8	...	282	1,478	468	188	3	4	9	4	822
202	48	23	1	1	131	824	418	94	5	2	312
1,029	233	127	4	9	14	9	669	6,222	2,264	1,173	3	6	67	14	2,785
357	104	21	3	2	6	...	232	1,714	667	313	23	1	734
...	51	24	2	...	27
274	65	58	1	6	2	5	151	1,666	468	410	12	4	788
299	42	32	...	1	6	3	225	2,080	744	382	3	...	21	9	954
69	7	12	1	50	394	215	48	...	6	4	...	131
30	15	4	11	317	146	20	5	...	151
1,174	353	268	7	4	32	18	553	1,956	1,321	1,419	15	16	74	54	2,216
91	21	24	1	...	46	848	204	246	...	7	...	4	398
992	77	75	13	2	138	1,439	417	338	4	3	32	24	684
595	129	141	1	4	6	16	235	1,022	273	267	4	5	16	12	482
288	126	28	6	...	12	...	134	1,645	427	568	7	1	26	14	650
...	2	2
794	220	159	...	1	1	1	325	5,606	1,677	1,359	7	5	64	25	2,570
550	187	129	1	1	234	4,562	1,214	1,157	6	...	16	2	1,991
452	154	115	184	3,486	930	967	3	1	1,589
67	15	12	40	472	157	72	1	...	14	17	243
24	8	3	13	293	132	56	...	3	23	2	105
63	10	15	...	1	38	479	174	74	...	2	11	4	231
...
1,246	337	297	9	3	42	19	512	3,075	892	693	17	16	64	38	1,490
525	133	154	3	2	26	8	238	921	342	65	17	1	514
280	82	62	...	1	5	11	136	1,005	254	266	4	11	15	24	485
288	93	81	6	...	7	...	114	806	243	179	7	5	30	5	384
53	29	4	...	24	338	52	183	2	8	103
...	5	1	4
1,242	259	304	6	1	16	12	579	4,906	2,311	1,238	16	22	73	46	2,357
398	53	166	2	1	4	6	179	895	282	163	8	10	25	3	450
299	68	59	3	...	7	3	172	1,438	351	371	2	5	25	25	716
260	98	21	1	...	5	3	141	1,669	463	401	3	...	13	5	805
125	40	58	87	924	215	303	3	7	10	13	386
427	121	115	5	5	25	18	251	2,770	1,000	749	22	22	125	103	1,021
344	88	68	4	...	15	18	188	2,306	895	648	18	12	115	99	853
137	31	47	1	5	10	...	59	333	92	86	4	...	10	4	155
8	4	41	13	15	13

Sub-Class V.—Trade, finance

Order XXXIII.—Other trade in foodstuffs. (Groups 131 to 139)

Serial No.	DISTRICT OR STATE.	Total Workers and Dependents.	WORKERS.						Dependents.
			Total Workers.	Workers with an agricultural or other subsidiary occupation.					
				Agricultural.		Other.			
				Males.	Females.	Males.	Females.	Males.	
1	2	3	4	5	6	7	8	9	
	Provincial Total ...	357,040	75,839	111,743	1,444	1,559	4,373	4,039	169,458
	Divisional Burma ...	348,087	73,271	109,337	1,324	1,427	4,038	3,778	165,479
	Arakan Division ...	23,414	6,596	5,117	143	55	297	259	11,001
1	Akyab ...	21,506	6,261	4,353	112	18	257	189	10,892
2	Hill District of Arakan ...	30	7	6	17
3	Kyaukpyu ...	125	39	31	19	1	1	...	55
4	Sandoway ...	1,753	289	727	12	36	39	70	737
	Pegu Division ...	88,390	20,617	22,324	275	315	542	343	45,449
5	Rangoon Town ...	30,668	10,005	5,541	6	3	68	14	15,142
6	Insein ...	5,098	1,148	1,248	22	15	57	23	2,702
7	Hanthawaddy ...	13,445	1,047	4,442	22	36	62	48	7,356
8	Tharrawaddy ...	12,327	2,662	2,808	141	43	183	64	6,767
9	Pegu ...	14,069	3,028	3,779	58	131	130	51	7,262
10	Prome ...	18,763	2,127	4,416	26	84	52	133	6,220
	Irrawaddy Division ...	62,532	14,241	17,580	219	250	797	535	30,711
11	Bassein ...	21,806	5,514	6,521	90	126	302	231	9,771
12	Heazada ...	11,745	2,258	2,700	79	78	154	77	6,727
13	Myaungmya ...	7,319	2,037	1,492	16	9	143	86	3,990
14	Ma-ubin ...	15,291	2,898	5,218	27	28	138	197	7,175
15	Pyapön ...	6,371	1,534	1,589	7	9	60	14	3,448
	Tenasserim Division ...	45,362	7,246	16,266	92	125	292	365	21,850
16	Toungoo ...	12,575	2,438	3,133	21	21	88	82	7,004
17	Salween ...	100	32	25	2	...	1	...	49
18	Thatön ...	8,922	1,432	3,277	15	35	82	62	4,213
19	Amherst ...	12,737	2,458	3,601	34	14	70	89	6,880
20	Tavoy ...	8,413	658	5,306	20	55	41	132	4,449
21	Mergui ...	2,607	228	924	10	...	1,455
	Magwe Division ...	43,279	8,131	17,177	248	333	912	824	17,972
22	Thayetmyo ...	7,346	1,086	2,661	11	11	59	71	3,490
23	Paköku ...	16,646	2,671	7,123	106	104	367	384	6,272
24	Minbu ...	9,329	1,809	4,020	56	154	284	249	3,430
25	Magwe ...	9,958	2,585	3,003	75	64	201	120	4,370
26	Paköku Hill Tracts
	Mandalay Division ...	27,221	5,139	10,528	34	53	284	304	11,554
27	Mandalay ...	19,226	3,114	7,991	3	44	45	145	7,311
	Mandalay City ...	14,253	2,520	5,666	1	...	6	19	6,997
28	Bhamo ...	3,757	774	1,535	8	5	134	102	1,448
29	Myitkyina ...	1,098	296	349	3	3	39	21	453
30	Katha ...	3,140	645	653	20	1	66	46	1,822
31	Putao
	Sagaing Division ...	25,291	5,310	9,713	197	147	577	779	10,268
32	Shwabo ...	5,109	1,236	1,523	28	14	101	53	2,710
33	Sagaing ...	9,243	1,744	4,354	77	53	146	384	3,245
34	Lower Chindwin ...	7,865	1,552	3,068	60	42	185	253	2,845
35	Upper Chindwin ...	9,610	776	768	32	38	145	89	1,566
36	Chin Hills ...	4	2
	Mektila Division ...	32,598	5,991	10,622	116	149	338	369	15,275
37	Kyaukse ...	5,098	1,040	2,098	28	66	71	44	2,221
38	Mektila ...	8,629	1,393	2,952	47	16	94	126	3,222
39	Yamethin ...	10,505	2,017	2,845	19	27	98	65	2,845
40	Myingyan ...	8,366	1,532	3,137	22	40	73	134	2,597
	Eastern States ...	8,953	2,568	2,406	120	132	335	261	2,279
	Northern Shan States ...	7,133	2,211	1,605	90	48	295	178	2,017
	Southern Shan States ...	1,743	343	774	30	84	39	83	262
	Karenni ...	77	4	27	1

II.—Details by districts—contd.

France—continued.

Order XXXIV.—Trade in ready-made clothing and other articles of dress and the toilet. (Group 140.)

Order XXXV.—Trade in household goods. (Groups 141, 142.)

Total Workers and Depen- dents.	WORKERS.						DEPENDENTS.	Total Workers and Depen- dents.	WORKERS.						DEPENDENTS.	Serial No. of District, etc. (column 1).							
	Total Workers.		Workers with an agricultural or other subsidiary occupation.						17	Total Workers.		Workers with an agricultural or other subsidiary occupation.					18						
	Males.	Females.	Agricultural.		Other.					Males.	Females.	Agricultural.		Other.				19	20	21	22	23	
			Males.	Females.	Males.	Females.						Males.	Females.	Males.									Females.
10	11	12	13	14	15	16	17	18	19	20	21	22	23	24	25	26	27	28					
8,410	2,681	1,597	17	9	111	76	4,132	17,907	4,154	6,651	82	102	233	352	7,102								
8,135	2,606	1,479	12	5	107	55	4,050	17,512	3,947	6,609	63	102	213	349	6,956								
52	19	1	...	33	592	236	140	3	...	3	...	216								
51	18	1	...	33	584	230	132	3	...	3	...	216								
...	8	...	8								
1	1								
1,805	640	265	16	...	900	3,439	764	839	9	46	17	10	1,836								
1,084	400	126	7	...	498	1,172	375	74	723								
116	27	20	7	...	69	308	48	279	...	6	71								
85	12	2	71	371	79	113	1	...	1	...	179								
149	28	34	2	...	87	766	85	178	4	29	7	7	503								
98	21	21	50	551	108	159	3	6	9	1	284								
273	92	62	119	181	69	36	1	5	...	2	70								
513	116	56	8	1	341	4,008	1,055	1,204	12	10	37	38	1,746								
209	51	15	4	1	140	1,372	647	132	8	4	31	3	593								
111	24	7	80	601	54	344	2	4	5	7	223								
85	16	6	4	...	63	532	49	381	5	102								
75	15	22	38	1,397	265	340	2	2	1	23	792								
33	7	6	20	103	40	27	36								
652	191	131	2	...	8	5	330	1,143	132	548	...	6	5	16	463								
217	83	10	2	...	4	...	123	204	50	42	4	4	112								
...								
182	48	52	2	1	82	414	25	260	...	6	...	11	129								
156	12	61	4	83	326	52	96	1	178								
91	45	8	1	...	38	181	4	146	1	31	19								
6	2	1	...	4	18	1	4	13	20								
965	292	161	...	5	19	12	512	2,416	617	988	16	17	107	61	811								
142	33	30	...	5	79	85	24	21	...	1	40								
615	205	75	15	12	335	1,182	315	567	16	3	87	48	300								
197	45	56	2	...	96	436	84	171	...	11	9	9	181								
11	9	2	...	2	713	194	229	...	2	11	4	290								
...								
1,851	778	257	2	...	17	...	919	1,639	386	641	2	4	8	26	612								
1,274	729	250	1	...	14	...	895	1,349	307	512	2	3	5	15	530								
1,821	704	250	14	...	867	627	185	118	324								
63	35	5	1	...	1	...	23	78	39	4	35								
5	4	1	1	29	6	10	13								
9	7	1	1	...	1	183	34	115	...	1	8	11	30								
...	34								
...								
888	316	155	5	...	21	9	417	1,970	307	974	3	6	17	63	669								
27	100	41	4	8	60	653	165	255	...	2	8	14	233								
394	96	76	4	...	7	1	222	854	68	511	1	2	5	37	255								
251	86	38	1	...	8	...	127	440	68	183	2	2	4	12	129								
16	14	2	...	2	23	6	5	12								
...								
1,209	257	454	3	...	17	28	598	2,308	450	1,275	18	13	19	135	582								
205	35	18	2	...	8	1	58	67	44	1	1	3	...	22	37								
354	92	76	8	6	180	199	60	64	...	1	1	...	75								
174	25	2	...	121	708	240	193	12	9	6	3	275								
676	96	341	1	...	5	21	239	1,334	106	1,017	5	3	9	132	211								
...								
275	75	119	5	4	4	21	82	395	207	42	19	...	20	3	146								
228	65	115	5	8	4	21	74	263	49	18	3	36								
47	9	3	...	3	8	298	158	24	19	...	20	...	110								


Part III.—Details by districts—contd.

Insurance—continued.

Order XXXVII.—Trade in means of transport. (Groups 144, 145, 146.)

Order XXXVIII.—Trade in fuel. (Group 147.)

Total Workers and Depen- dents.	WORKERS.						DEPENDENTS.	Total Workers and Depen- dents.	WORKERS.						DEPENDENTS.	Serial No. of District, etc. (column 1).		
	Total Workers.		Workers with an agricultural or other subsidiary occupation.						17	Total Workers.		Workers with an agricultural or other subsidiary occupation.					26	
	Males.	Females.	Agricultural.		Other.					Males.	Females.	Agricultural.		Other.				
			18	14	15	16						19	20	21				22
10	11	18	14	15	16	17	18	19	20	21	22	23	24	26				
23,739	7,338	3,028	240	100	742	377	13,373	11,568	3,732	1,832	59	40	223	114	6,004			
21,787	6,736	2,663	183	94	640	274	12,388	11,174	3,568	1,738	59	3	193	100	5,868			
3,523	722	612	47	15	87	70	2,189	394	144	45	2	...	1	4	205			
3,017	565	525	30	7	63	57	1,927	332	136	34	2	...	1	4	162	1		
...	2		
248	70	41	10	...	12	4	122	9	4	1	4	3		
264	78	46	7	8	12	9	140	53	4	10	39	4		
5,008	1,709	558	54	21	161	33	2,741	3,318	1,277	479	2	1	64	15	1,562			
338	170	226	1,234	638	125	6	...	471	5		
591	220	91	4	5	24	5	280	622	290	57	2	...	30	...	345	6		
365	211	21	3	...	25	...	133	141	43	20	1	...	78	7		
1,648	441	239	33	11	54	18	962	16	13	2	...	73	8		
1,245	442	141	14	...	56	1	662	831	275	110	...	1	25	13	416	9		
767	225	64	...	5	2	9	478	404	88	167	2	141	10		
3,360	1,015	388	24	22	102	29	1,957	1,818	705	212	10	...	22	12	901			
973	312	56	7	3	38	4	605	632	204	73	3	...	5	2	295	11		
940	246	192	5	17	37	15	502	202	87	17	4	...	1	4	98	12		
143	79	20	1	1	5	...	44	551	212	98	11	4	241	13		
1,123	262	109	11	1	22	10	752	266	72	24	3	...	2	2	170	14		
181	116	11	54	167	70	3	...	97	15		
3,213	1,202	273	25	5	93	25	1,738	1,428	309	196	3	2	18	6	923			
1,247	428	154	5	4	56	18	665	118	30	33	4	...	55	16		
60	25	2	...	2	35	17		
839	298	74	6	...	19	1	467	622	169	37	3	...	7	...	416	18		
834	363	33	3	...	3	...	438	571	106	51	6	2	414	19		
199	69	12	9	1	12	6	118	113	2	75	...	2	1	4	36	20		
34	19	1	...	15	4	2	2	21		
1,382	485	187	4	5	49	12	710	1,067	224	268	...	9	15	35	575			
319	43	77	...	2	3	2	199	107	31	64	...	4	2	4	102	22		
769	354	14	3	...	37	...	401	691	143	140	...	5	10	31	408	23		
165	47	57	...	2	7	10	61	115	7	64	2	...	44	24		
129	41	39	1	1	2	...	49	64	43	1	...	21	25		
...	26		
1,865	637	194	11	10	74	54	1,034	1,318	378	285	11	18	20	16	655			
819	265	16	3	...	538	861	207	221	4	18	10	10	433	27		
653	212	8	432	512	188	95	3	...	9	3	235			
161	59	14	2	...	14	10	88	104	44	11	3	...	49	28		
201	62	53	3	...	9	12	86	9	2	...	1	7	29		
679	250	111	6	10	48	32	318	344	125	53	6	...	7	6	166	30		
5	1	4	31		
1,463	350	276	7	15	17	38	837	987	239	161	3	...	26	9	587			
382	101	55	1	...	2	2	226	511	199	3	3	...	18	...	309	32		
263	108	2	6	1	153	240	6	109	125	33		
422	133	40	5	...	6	...	249	142	26	33	7	9	83	34		
396	8	179	1	15	3	35	209	94	8	16	1	...	70	35		
...	36		
1,973	616	175	11	1	57	13	1,182	844	292	92	28	3	27	3	460			
224	64	29	3	...	5	...	131	240	97	23	16	3	7	2	120	37		
666	168	55	2	1	17	11	443	86	15	21	1	1	47	38		
804	262	64	3	...	34	2	478	356	98	31	10	...	15	...	227	39		
279	122	27	3	...	1	...	130	162	82	14	2	...	4	...	66	40		
1,952	602	365	57	6	102	103	985	394	164	94	...	7	30	14	136			
899	286	179	27	3	35	54	434	223	139	55	...	1	17	2	29	41		
1,015	297	183	28	3	66	49	533	111	25	32	...	6	13	12	47	42		
38	19	1	2	...	1	...	18	43		



DISTRICT OR STATE.		Sub-Class V.—Trade, finance							DEPENDENTS.	
		Order XXXIX.—Trade in articles of luxury and articles pertaining to letters or to the arts or sciences. (Groups 148, 149, 150.)								
		Total Workers and Dependents.	WORKERS.							
			Total Workers.		Workers with an agricultural or other subsidiary occupation.					
Males.	Females.		Agricultural.		Other.					
		Males.	Females.	Males.	Females.					
1	2	3	4	5	6	7	8	9		
Serial No.	Provincial Total ...	14,176	4,189	2,170	15	8	179	55	7,817	
	Divisional Burma ...	13,844	4,059	2,094	12	7	172	53	7,691	
	Arakan Division ...	116	80	4	1	2	32	
1	Akyab ...	91	68	23	
2	Hill Dist. of Arakan	
3	Kyaukpyu ...	3	3	
4	Sandoway ...	22	9	4	1	2	9	
	Pegu Division ...	3,176	892	555	2	...	11	1	1,729	
5	Rangoon Town ...	2,100	587	420	4	...	1,087	
6	Lusein ...	206	63	15	1	...	128	
7	Hanthawaddy ...	86	17	25	1	44	
8	Tharrawaddy ...	158	48	7	5	...	103	
9	Pegu ...	227	64	10	1	153	
10	Prome ...	399	113	72	1	...	214	
	Irrawaddy Division ...	1,029	232	158	...	1	15	9	639	
11	Bassein ...	283	81	11	9	1	191	
12	Henzada ...	337	64	88	...	1	5	7	189	
13	Myaungmya ...	102	32	11	1	1	59	
14	Ma-ubin ...	244	46	40	158	
15	Pyapön ...	63	9	8	46	
	Tenasserim Division ...	1,275	375	142	1	...	15	1	752	
16	Toungoo ...	148	54	9	5	...	85	
17	Salween	
18	Thatön ...	287	109	34	1	...	144	
19	Amherst ...	537	161	64	1	...	8	...	312	
20	Tavoy ...	153	17	29	1	1	107	
21	Mergui ...	150	34	6	110	
	Magwe Division ...	763	108	150	1	1	...	4	595	
22	Thayetmyo ...	66	13	30	83	
23	Pakökku ...	543	42	99	...	1	...	3	492	
24	Minbu ...	118	34	18	1	66	
25	Magwe ...	36	19	3	1	14	
26	Pakökku Hill Tracts	
	Mandalay Division ...	6,226	1,958	862	3	2	114	12	3,406	
27	Mandalay ...	3,000	856	710	12	4	1,443	
	Mandalay City ...	2,927	822	698	11	4	1,427	
28	Bhamo ...	67	26	14	...	2	1	...	27	
29	Myitkyina ...	572	206	31	2	...	65	3	335	
30	Katha ...	2,578	870	107	1	...	36	5	1,601	
31	Putao	
	Sagaing Division ...	642	182	125	3	1	9	20	315	
32	Shwabo ...	323	85	76	1	...	4	12	190	
33	Sagaing ...	141	51	29	1	1	3	1	61	
34	Lower Chindwin ...	123	31	12	1	...	1	3	80	
35	Upper Chindwin ...	55	15	8	1	5	30	
36	Chin Hills	
	Meiktila Division ...	617	232	98	2	2	7	4	377	
37	Kyaukse ...	57	25	8	1	...	2	...	24	
38	Meiktila ...	171	88	19	1	...	4	...	84	
39	Yamèthin ...	204	65	23	1	...	126	
40	Myingyan ...	165	54	48	...	2	...	4	63	
	Eastern States ...	332	130	76	3	1	7	2	198	
41	Northern Shan States ...	298	122	74	3	1	7	2	112	
42	Southern Shan States ...	28	17	1	19	
43	Karenni ...	6	1	1	4	

PART III.—Details by districts—contd.

and insurance—continued.									Sub-Class VI.—Public force.							Serial No. of District, etc (column 1).
Order XL.—Trade of other sorts. (Groups 151 to 154.)									Order XLI.—Army, XLII.—Navy, and XLIII.—Air-force.* (Groups 155 to 158 inclusive.)							
Total Workers and Dependents.	WORKERS.						DEPENDENTS.	Total Workers and Dependents.	WORKERS.						DEPENDENTS.	
	Total Workers.		Workers with an agricultural or other subsidiary occupation.						Total Workers.		Workers with an agricultural or other subsidiary occupation.					
	Males.	Females.	Agricultural.		Other.				Males.	Females.	Agricultural.		Other.			
10	11	12	13	14	15	16	17	18	19	20	21	22	23	24	25	
454,857	104,137	140,263	2,555	2,509	5,633	4,326	210,457	11,026	7,839	21	567		4		3,166	
414,742	91,858	128,773	1,257	1,767	4,603	3,288	194,111	9,611	7,132	19	499		3		2,460	
24,971	6,803	6,527	65	148	281	255	11,641	133	116		1				17	
11,973	4,529	2,418	74	17	138	75	6,016	130	116		1				14	
208	117	23	1				68	2							3	
9,803	1,830	3,423	81	124	119	166	4,550								3	
1,987	327	653	9	7	24	14	1,007	1							4	
98,933	23,101	26,333	176	482	2,117	460	49,499	1,717	1,284	1	3				432	
19,388	8,260	1,876	11		39	1	9,352	1,422	1,026	1					395	
13,244	2,816	4,088	10	43	170	78	7,010	12	2						10	
16,689	3,593	4,208	32	46	453	74	8,888	35	32						3	
14,183	2,288	5,016	53	90	141	58	6,859	25	9						16	
22,285	4,633	6,282	68	215	207	126	11,370	48	46						2	
2,444	1,511	4,843	2	82	107	120	6,090	175	169		3				6	
120,558	28,194	37,596	366	467	1,261	776	54,768	155	92		1				63	
23,523	5,524	7,585	62	86	322	155	1,414	57	9						48	
29,105	5,355	11,021	86	234	248	290	13,029	29	25						4	
31,590	7,896	8,797	120	67	391	204	14,897	15	6						9	
16,862	4,171	5,511	51	39	169	84	7,186	4	4			1			14	
19,178	5,248	4,682	47	41	131	43	9,248	50	48						15	
54,072	11,701	16,466	133	96	548	411	25,905	275	194						81	
15,221	3,287	4,377	19	28	109	63	8,157	26	5						21	
986	999	116	3	3	9	2	561								17	
20,215	4,333	6,855	56	39	178	171	9,027	7							7	
9,418	2,452	2,479	32	12	141	94	4,187	149	115						34	
3,534	854	1,217	18	13	69	67	1,463	13	1						12	
4,098	476	1,412	5	1	42	14	2,210	80	73						7	
27,521	5,084	9,870	129	183	306	374	12,567	162	148	2					12	
7,343	947	2,172	4	13	36	59	4,114	0	3	2					1	
6,349	1,272	2,373	36	24	114	113	3,004	145	137						8	
7,537	1,514	2,959	48	102	136	145	3,064	5	5						1	
6,991	1,350	2,666	41	44	20	51	2,275	4	3						1	
I	I	2							2	
39,271	6,686	10,031	100	81	374	282	13,554	5,690	4,234	8	453		2		1,448	
6,478	3,266	6,510	6	40	61	66	6,702	4,229	2,989	7	449		1		1,233	
9,752	2,059	3,414		1	1	6	4,279	2,680	1,985	5	449		1		740	
1,409	332	368	5	2	49	17	709	1,090	939	1					150	
1,664	552	392	1		85	23	720	127	80		4		1		47	
1,919	2,513	2,756	88	39	179	176	5,350	241	223						18	
41	23	5					13	3	3						31	
3,122	4,455	8,607	102	92	436	367	10,060	598	468		41		1		130	
2,168	1,541	2,974	24	2	133	40	3,653	296	219						77	
5,767	695	2,925	40	33	51	170	2,147	107	92						15	
3,857	934	1,243	5	28	18	53	1,680	13	12				1		1	
5,237	1,257	1,465	33	29	232	104	2,515	33	30						3	
93	28	65	149	115		41				34	
35,294	5,834	13,343	86	218	280	363	16,117	881	596	8					277	
2,779	277	1,215	6	22	25	22	1,287	2	2						37	
7,482	1,037	3,154	18	67	66	121	3,291	591	415	8					168	
6,582	1,357	1,637	7	13	43	21	3,588	278	174						04	
18,151	3,103	7,337	55	116	140	189	7,951	10	5						5	
40,115	12,279	11,490	1,298	742	1,030	1,038	16,346	1,415	707	2	68		1		706	
7,512	2,639	1,753	73	58	221	177	3,120	377	213	2	67				162	
26,521	8,350	8,905	1,173	654	707	841	11,326	974	439		1		1		535	
4,022	1,290	832	52	30	102	20	1,900	64	55						9	

* All the figures under this heading belonged to Group 155 of Order XLI, Imperial Army, except one male worker in Meiktila district belonged to Group 156 of the same Order (Indian State or foreign armies). The entries for Orders XLII and XLIII were nil.

		Sub-Class VI.—Public force—concluded.							
		Order XLIV.—Police and professional village-watchmen. (Groups 159, 160.)							
DISTRICT OR STATE		Total Workers and Dependents.	WORKERS.						DEPENDENTS.
			Total Workers.		Workers with an agricultural or other subsidiary occupation.				
			Males.	Females.	Agricultural.		Other.		
Males.	Females.	Males.			Females.				
1	2	3	4	5	6	7	8	9	
Serial No.	Provincial Total ...	65,374	29,789	448	212	1	151	39	35,137
	Divisional Burma ...	61,101	27,655	303	165	...	135	28	33,143
	Arakan Division ...	3,860	1,345	62	3	...	6	...	2,453
1	Akyab ..	1,407	591	1	2	810
2	Hill Dist. of Arakan ...	519	249	...	1	...	2	...	270
3	Kyaukpyu ...	807	121	61	684
4	Sandoway ..	1,007	384	4	...	682
	Pegu Division ...	13,365	6,068	76	99	...	20	...	7,221
5	Rangoon Town ...	3,954	2,270	4	4	...	2	...	1,674
6	Insein ...	1,508	683	47	831
7	Hanthawaddy ..	1,808	843	21	1	...	1,022
8	Tharrawaddy ..	2,261	837	1	...	1,424
9	Pegu ...	2,110	865	...	95	...	14	...	1,241
10	Prome ...	1,634	624	2	2	...	1,001
	Irrawaddy Division ...	7,071	2,864	10	1	...	1	...	4,197
11	Bassein ...	2,132	895	1,231
12	Henzada ...	1,848	671	1	...	1,177
13	Myaungmya ..	1,163	512	0	641
14	Ma-uhin ...	1,015	420	4	59
15	Pyapôn ...	913	306	...	1	54
	Tenasserim Division ...	7,149	3,299	43	3	...	11	19	3,807
16	Toungoo ...	1,821	980	13	4	...	821
17	Salween ...	302	238	18	1	...	1	18	101
18	Thatôn ...	1,795	648	8	1	...	2	1	1,131
19	Amherst ...	1,605	707	3	3	...	89
20	Tavoy ...	910	454	1	1	45
21	Mergui ...	656	272	1	...	38
	Magwe Division ...	5,845	2,267	5	1	3,577
22	Thayetmyo ..	1,466	428	1,038
23	Pakôkku ...	1,618	474	...	1	1,144
24	Minbu ...	14,43	580	1	86
25	Magwe ...	1,171	655	4	511
26	Pakôkku Hill Tracts	147	130	1
	Mandalay Division ...	11,552	6,562	63	5	...	10	8	4,927
27	Mandalay ...	4,140	2,342	8	1	...	1,79
	Mandalay City ...	1,850	908	94
28	Bhamo ...	1,468	1,047	48
29	Myitkyina ...	3,517	1,976	3	5	...	2	...	1,531
30	Katha ...	1,607	626	52	7	8	921
31	Putao ...	820	571	241
	Sagaing Division ...	6,164	2,927	35	53	...	84	1	3,201
32	Shwebo ...	1,670	604	32	1	...	1,031
33	Sagaing ...	807	302	1	1	500
34	Lower Chindwin	1,359	698	1	660
35	Upper Chindwin	1,324	747	1	82	...	571
36	Chin Hills ..	1,004	576	...	53	...	1	...	421
	Meiktila Division ...	6,095	2,323	9	3	...	3,761
37	Kyaukse ..	1,125	346	1	...	775
38	Meiktila ...	1,276	520	4	2	...	751
39	Yamèthin ..	2,122	911	5	1,204
40	Myingyan ...	1,572	546	1,026
	Eastern States ...	4,273	2,134	145	47	1	16	11	1,994
41	Northern Shan States	2,004	1,425	132	10	1	11	11	507
42	Southern Shan States	2,086	680	13	37	...	5	...	1,391
43	Karenni ...	183	89	91

PART III.—Details by districts—contd.

Sub-Class VII.—Public administration.								Sub-Class VIII.—The professions and liberal arts.								Serial No. of District, etc. (column 1).
Order XLV.—Public administration. (Groups 161 to 164.)								Order XLVI.—Religion. (Groups 165 to 168.)								
Total Workers and Depen- dents.	WORKERS.						DEPENDENTS.	Total Workers and Depen- dents.	WORKERS.						DEPENDENTS.	
	Total Workers.		Workers with an agricultural or other subsidiary occupation.						Total Workers.		Workers with an agricultural or other subsidiary occupation.					
	Males.	Females.	Agricultural.		Other.				Males.	Females.	Agricultural.		Other.			
10	11	12	13	14	15	16	17	18	19	20	21	22	23	24	25	
103,041	33,242	992	9,102	90	1,763	42	68,807	155,310	97,077	8,024	71	10	318	14	50,209	
83,598	26,418	795	5,181	84	1,227	38	56,385	126,987	75,398	7,032	54	5	97	2	44,557	
5,243	1,259	25	374	2	43		4,059	5,782	2,541	217	12	...	26	1	3,024	
3,330	793	4	170	2,533	3,628	1,432	195	10	...	18	...	2,001	
115	25	...	8	90	17	10	2	5	
1,024	235	20	101	2	14	...	769	1,429	752	3	2	...	674	
874	206	1	95	...	8	...	667	768	347	17	2	...	6	1	344	
21,338	6,997	247	556	...	259	...	14,094	23,003	12,625	1,482	7	1	4	...	8,896	
10,262	3,742	174	4	...	13	...	6,346	5,988	2,702	518	2,768	
2,614	640	26	34	...	17	...	1,948	2,226	1,211	141	2	1	2	...	874	
1,159	463	2	147	...	28	...	694	3,631	1,950	217	1,524	
2,762	713	6	42	...	127	...	2,043	3,578	2,117	191	4	...	2	...	1,070	
2,560	696	11	164	...	53	...	1,853	4,231	2,956	326	1	949	
1,981	743	28	165	...	21	...	1,210	3,189	1,689	89	1,711	
12,039	3,607	112	889	20	228	13	8,320	14,566	8,945	721	12	...	9	...	4,900	
3,766	1,104	8	231	2	85	...	2,754	3,701	2,640	148	913	
2,867	910	47	239	14	45	6	1,910	3,894	2,447	194	11	...	3	...	1,253	
2,433	708	40	230	...	44	...	1,085	1,994	1,069	108	2	...	817	
1,754	486	12	72	1	28	7	1,256	2,505	1,313	141	1	...	1	...	1,051	
1,619	399	5	117	3	26	...	1,115	2,472	1,476	130	3	...	866	
11,313	3,970	43	423	2	90	6	7,300	14,442	7,830	1,017	17	2	18	...	5,595	
3,266	1,311	5	112	...	29	...	1,950	3,321	2,035	199	12	2	10	...	1,287	
208	55	10	10	2	153	196	76	3	1	...	117	
2,235	725	17	149	2	19	1	1,493	3,593	1,904	249	2	1,440	
3,015	1,031	11	30	...	3	3	1,973	4,485	2,551	349	1,585	
1,200	459	8	72	...	16	2	733	1,906	877	205	1	...	4	...	824	
1,389	389	2	41	...	21	...	998	941	387	12	2	...	3	...	542	
8,940	2,503	82	838	13	243	4	6,355	17,485	10,809	440	3	...	6,231	
2,207	602	14	172	6	31	1	1,591	2,632	1,015	102	1	...	1,515	
2,701	787	4	377	...	53	2	2,000	6,186	4,971	211	1,704	
2,217	517	16	191	1	32	1	1,684	4,105	1,922	110	2	...	2,773	
1,705	593	48	98	6	127	...	1,064	4,562	3,601	17	944	
20	4	16	
7,735	2,712	106	514	23	157	6	4,917	14,912	8,966	646	2	...	15	1	5,300	
3,639	1,436	29	47	...	53	...	2,174	8,912	6,769	262	3	...	1,881	
1,870	813	6	6	...	12	...	1,051	6,293	4,644	143	2,508	
762	191	2	69	...	26	1	509	912	310	93	1	...	1	...	473	
893	284	5	88	1	19	...	604	565	347	25	6	...	193	
2,291	726	70	302	22	59	5	1,498	4,475	1,471	262	1	...	5	1	2,742	
147	75	...	8	72	48	33	4	11	
8,382	2,878	98	1,064	11	143	3	5,406	21,834	13,760	1,595	2	...	5	...	6,479	
2,352	738	86	270	10	29	1	1,528	6,167	4,742	211	1	...	2	...	1,184	
1,990	650	3	153	1	29	1	1,337	7,276	3,457	1,080	1	2,739	
1,298	549	...	194	...	33	...	749	5,335	3,926	116	3	...	1,293	
2,303	636	9	242	...	45	1	1,658	3,013	1,623	158	1,232	
439	305	...	205	...	7	...	134	43	12	31	
8,508	2,492	82	523	13	64	6	5,934	14,963	9,922	914	2	2	17	...	4,127	
1,746	550	...	176	...	7	...	1,196	1,599	1,022	181	1	1	1	...	396	
1,913	507	43	36	8	20	3	1,363	4,034	3,299	387	1	...	148	
2,787	743	39	148	5	25	3	2,005	3,840	2,519	156	1	1	15	...	1,105	
2,062	692	...	163	...	12	...	1,370	5,490	3,082	190	1	...	2,218	
19,443	6,824	197	3,921	6	536	4	12,422	28,323	21,679	992	17	5	221	12	5,652	
4,019	1,163	81	403	2	108	3	2,775	7,725	5,320	687	1	1	214	12	1,712	
14,948	5,597	105	3,501	2	427	1	9,336	20,400	16,131	296	16	4	7	...	3,813	
476	154	11	17	2	1	...	311	358	222	9	127	

DISTRICT OR STATE.		Sub-Class VIII.—The							DEPENDENTS.
		Order XLVII.—Law. (Groups 169, 170.)							
		Total Workers and Dependents.	WORKERS.						
			Total Workers.		Workers with an agricultural or other subsidiary occupation.				
			Males.	Females.	Agricultural.		Other.		
Males.	Females.	Males.			Females.				
1	2	3	4	5	6	7	8	9	
Serial No.	Provincial Total ...	10,936	2,779	93	64	...	95	2	8,064
	Divisional Burma ..	10,847	27,55	84	64	...	95	2	8,008
	Arakan Division ...	610	124	..	4	..	4	...	486
1	Akyab ...	476	108	...	2	...	3	...	368
2	Hill Dist. of Arakan
3	Kyaukpyu ...	88	7	...	1	81
4	Sandoway ...	46	9	...	1	...	1	...	37
	Pegu Division ...	3,298	806	40	9	..	14	1	2,452
5	Kangoon Town ...	1,318	371	...	3	...	10	...	947
6	Insein ...	344	86	7	1	...	251
7	Hanthawaddy ...	233	44	...	2	189
8	Tharrawaddy ...	411	84	327
9	Pegu ...	731	154	32	4	...	1	1	545
10	Prome ...	261	67	1	2	...	193
	Irrawaddy Division ...	1,774	429	..	5	..	10	..	1,345
11	Bassein ...	436	136	300
12	Henzada ...	363	81	...	1	...	3	...	282
13	Myaungmya ...	428	98	...	3	...	3	...	330
14	Ma-ubin ...	350	81	...	1	...	3	...	266
15	Pyap6n ...	197	30	1	..	167
	Tenasserim Division ...	1,228	258	1	7	..	7	..	969
16	Toungoo ...	295	38	1	...	187
17	Salween ...	23	5	1	..	18
18	Thaton ...	345	74	...	2	271
19	Amherst ...	393	86	1	5	306
20	Tavoy ...	131	30	2	...	101
21	Mergui ...	111	25	3	...	86
	Magwe Division ...	964	292	15	9	..	20	1	657
22	Lhayetmyo ...	282	61	15	1	206
23	Pak6kku ...	158	81	...	3	...	7	...	77
24	Minbu ...	251	58	...	6	...	3	...	193
25	Magwe ...	272	91	10	...	181
26	Pak6kku Hill Tracts ...	1	1
	Mandalay Division ...	880	304	4	6	..	11	..	572
27	Mandalay ...	646	240	3	4	...	9	...	403
	<i>Mandalay City</i> ...	464	171	3	290
28	Bhamo ...	38	8	30
29	Myitkyina ...	95	28	1	1	...	66
30	Katha ...	82	19	1	...	63
31	Putao ...	19	9	...	2	10
	Sagaing Division ...	913	272	21	18	..	9	..	620
32	Shwebo ...	254	47	21	186
33	Sagaing ...	303	114	...	10	189
34	Lower Chindwin ...	196	74	...	6	...	8	...	122
35	Upper Chindwin ...	90	19	..	1	...	1	...	71
36	Chin Hills ...	70	18	...	1	52
	Meiktila Division ...	1,280	270	3	6	..	20	..	907
37	Kyaukse ...	148	33	11	...	115
38	Meiktila ...	340	74	...	4	...	5	...	266
39	Yamethin ...	404	88	3	2	...	4	...	313
40	Nyingyan ...	288	75	213
	Eastern States ...	89	24	9	56
41	Northern Shan States ...	37	8	29
42	Southern Shan States ...	32	13	9	10
43	Karenni ...	20	3	12

ART-III.—Details by districts—contd.

Professions and liberal arts—continued.

Order XI.VIII.—Medicine. (Groups 171, 172.)								Order XLIX.—Instruction. (Groups 173, 174.)								DEPENDENTS.	Serial No. of District, etc. (Column 1).
Total Workers and Dependents.	WORKERS.						Total Workers and Dependents.	WORKERS.						Total Workers and Dependents.			
	Total Workers.		Workers with an agricultural or other subsidiary occupation.					Total Workers.		Workers with an agricultural or other subsidiary occupation.							
	Males.	Females.	Agricultural.		Other.			Males.	Females.	Agricultural.		Other.					
10	11	12	13	14	15	16	17	18	19	20	21	22	23	24	25		
56,258	20,564	3,332	719	26	1,205	78	32,362	33,794	11,940	2,955	267	22	391	77	18,899		
51,794	18,697	3,241	500	22	1,012	76	29,856	32,237	11,336	2,869	206	21	358	76	18,032		
3,975	1,562	103	43	..	48	1	2,310	1,721	726	73	9	..	34	..	922		
2,444	1,170	61	10	..	17	1	1,913	1,608	496	50	7	..	20	..	56		
24	10	14	5	5		
705	238	38	18	..	20	..	135	280	110	17	6	..	144		
402	144	10	9	..	11	..	248	358	111	20	2	..	8	..	207		
12,257	4,499	659	51	1	215	3	7,099	11,001	3,641	854	46	1	95	13	6,576		
3,565	1,085	260	1	..	19	..	2,190	4,227	1,581	41	10	5	2,215		
1,523	526	78	11	..	18	3	919	1,258	425	150	3	..	22	4	703		
1,746	639	67	13	..	31	..	1,010	1,113	423	68	8	..	11	..	632		
2,280	773	43	3	..	82	..	1,404	1,653	540	108	15	1	9	2	1,005		
788	1,000	63	16	1	34	..	725	1,899	361	50	13	..	10	..	1,488		
1,355	476	118	7	..	31	..	761	611	311	17	7	..	13	2	533		
9,730	3,532	582	117	10	199	16	5,616	6,154	2,156	694	53	13	68	18	3,304		
2,239	828	111	16	2	66	2	1,000	1,718	603	167	17	4	31	4	988		
2,810	961	176	57	6	48	10	1,673	1,391	500	178	13	7	12	7	713		
1,533	613	81	14	1	40	1	839	1,020	349	121	11	1	5	..	550		
1,676	589	170	17	1	28	..	917	1,121	386	135	9	..	14	5	600		
1,472	541	44	13	..	17	3	887	844	318	73	3	1	6	2	453		
7,796	2,536	593	44	2	118	13	4,667	4,561	1,509	470	34	2	43	11	2,572		
2,298	756	77	8	2	48	1	1,495	1,173	511	93	20	2	12	..	569		
75	32	5	2	..	2	..	38	67	28	2	1	37		
2,017	712	108	18	..	45	..	1,227	1,234	456	62	12	..	12	6	686		
1,228	579	205	2	..	4	4	1,144	1,118	269	228	4	2	821		
773	260	58	14	..	12	5	455	415	126	53	6	3	236		
675	197	140	11	..	358	354	119	12	1	..	9	..	203		
4,202	1,612	244	59	4	129	10	2,346	1,922	871	107	9	1	48	24	924		
740	276	38	2	..	10	4	432	416	132	11	2	..	273		
1,425	490	63	23	..	58	2	872	811	419	77	7	1	33	20	345		
1,311	490	104	30	4	32	4	718	418	132	35	2	..	5	4	251		
709	348	39	4	..	29	..	322	270	183	4	8	..	78		
11	9	2	7	7		
4,616	1,638	486	51	1	89	5	2,492	2,310	767	244	9	1	9	3	1,299		
2,888	898	400	14	..	28	4	1,590	1,641	536	109	3	..	3	..	909		
1,816	520	282	6	4	1,014	1,015	307	215	593		
423	162	19	4	..	20	..	242	180	57	16	5	1	1	1	107		
339	154	18	11	..	167	165	50	8	1	..	1	..	107		
946	412	49	33	1	30	1	485	319	122	21	4	2	176		
20	12	8	2		
3,966	1,527	190	71	3	124	10	2,249	2,372	817	173	37	1	44	3	1,382		
1,158	411	80	16	3	37	8	667	686	207	77	10	1	14	1	242		
1,215	469	87	21	..	29	..	659	991	283	53	13	..	17	..	655		
606	335	2	10	..	17	..	379	392	164	38	7	..	7	2	190		
833	285	19	24	..	41	2	529	255	86	5	6	..	164		
64	27	2	35	48	17	31		
5,252	1,791	384	64	1	90	18	3,077	2,126	849	224	9	2	17	4	1,053		
927	347	64	10	1	21	..	516	413	146	15	7	1	252		
1,326	429	98	30	..	31	4	799	542	204	31	4	..	4	1	307		
1,589	504	82	15	..	17	5	1,093	469	223	37	5	1	6	..	209		
1,410	511	140	9	..	21	9	759	702	276	131	..	1	..	2	305		
4,464	1,867	91	219	4	193	2	2,506	1,557	604	86	61	1	33	1	867		
790	412	66	18	..	29	..	372	376	138	20	2	..	218		
3,389	1,282	76	191	3	158	1	1,971	982	453	13	61	..	31	..	493		
345	173	9	10	1	12	1	103	199	10	3	..	1	..	1	156		

Sub-Class VIII.—The professions and liberal arts—concluded.									
Order L.—Letters and the arts and sciences. (Groups 175 to 179.)									
Serial No.	DISTRICT OR STATE.	Total Workers and Dependents.	WORKERS.						DEPENDENTS.
			Total Workers.		Workers with an agricultural or other subsidiary occupation.				
			Males.	Females.	Agricultural.		Other.		
					Males.	Females.	Males.	Females.	
1	2	3	4	5	6	7	8	9	
	Provincial Total ...	26,268	11,753	1,895	150	22	418	41	12,620
	Divisional Burma ...	25,321	11,389	1,820	136	19	397	35	12,112
	Arakan Division ...	1,098	480	153	12	2	32	5	466
1	Akyab ...	709	305	101	7	...	4	4	303
2	Hill Dist. of Arakan
3	Kyaukpyu ...	248	122	42	3	2	23	1	84
4	Sandoway ...	141	53	10	2	...	5	...	78
	Pegu Division ...	5,986	2,584	408	14	3	33	3	2,904
5	Rangoon ...	2,005	1,066	178	9	...	1,301
6	Insein ...	254	121	20	2	...	113
7	Hanthawaddy ...	327	179	5	3	...	2	...	143
8	Tharrawaddy ...	811	408	40	2	1	...	2	363
9	Pegu ...	503	198	64	...	1	2	1	241
10	Prome ...	1,396	612	101	9	1	18	...	683
	Irrawaddy Division ...	3,394	1,610	273	15	...	28	1	1,511
11	Bassein ...	779	370	59	1	350
12	Henzada ...	956	340	63	9	...	18	...	553
13	Myaungmya ...	631	349	74	5	...	2	...	208
14	Ma-ubin ...	492	267	28	1	...	7	...	197
15	Pyapön ...	536	284	49	1	...	203
	Tenasserim Division ...	2,697	1,289	156	11	...	27	1	1,252
16	Toungoo ...	501	214	39	4	...	248
17	Salween ...	19	13	3	2	5
18	Thatön ...	559	264	53	11	...	242
19	Amherst ...	1,314	650	57	9	607
20	Tavoy ...	202	116	1	12	1	85
21	Mergui ...	102	32	3	67
	Magwe Division ...	3,147	1,472	199	12	...	82	6	1,476
22	Thayetmyo ...	589	230	3	1	...	3	...	356
23	Pakökku ...	1,264	645	104	48	3	515
24	Minbu ...	821	458	62	9	...	25	2	401
25	Magwe ...	473	239	30	2	...	6	1	204
26	Pakökku Hill Tracts
	Mandalay Division ...	3,882	1,902	233	7	...	83	3	1,747
27	Mandalay ...	3,443	1,641	200	7	...	66	...	1,408
	Mandalay City ...	2,890	1,461	148	1	...	55	...	1,281
28	Bhamo ...	88	49	9	1	...	30
29	Myitkyina ...	35	23	3	...	12
30	Katha ...	316	189	24	13	3	103
31	Putao
	Sagaing Division ...	2,998	1,253	193	49	14	97	15	1,552
32	Shwebo ...	883	404	90	16	6	17	3	383
33	Sagaing ...	884	303	31	10	...	18	2	550
34	Lower Chindwin ...	802	398	23	20	...	43	1	381
35	Upper Chindwin ...	429	148	43	3	8	19	9	238
36	Chin Hills
	Meiktila Division ...	2,209	799	205	16	...	15	1	1,205
37	Kyaukse ...	491	190	45	5	...	2	...	256
38	Meiktila ...	453	163	38	9	...	5	...	254
39	Yamethin ...	454	115	32	3	1	307
40	Myingyan ...	811	331	90	2	...	5	...	390
	Eastern States ...	947	364	75	14	3	21	6	508
41	Northern Shan States ...	550	184	37	3	...	4	1	335
42	Southern Shan States ...	377	176	35	11	3	17	5	166
43	Karenni ...	14	4	3	7

PART III.—Details by districts—contd.

Sub-Class IX.—Persons (not in Sub-Class Ia) without an occupation but receiving an income.								Sub-Class X.—Domestic service								Serial No. of District, etc. (column 1.)
Order LI.—All persons without an occupation but receiving an income who are not included in Group I. (Group 180.)								Order LII—Domestic service (Groups 181, 182, 183.)								
Total Workers and Dependents.	WORKERS.						DEPENDENTS.	Total Workers and Dependents.	WORKERS.						DEPENDENTS.	
	Total Workers.		Workers with an agricultural or other subsidiary occupation.						Total Workers.	Workers with an agricultural or other subsidiary occupation.						
	Males.	Females.	Agricultural.		Other.					Males.	Females.	Agricultural.		Other.		
10	11	12	13	14	15	16	17	18	19	20	21	22	23	24	25	
13,800	3,230	1,175	153	10	344	41	9,395	73,669	43,059	8,001	807	87	637	115	22,609	
13,168	3,110	1,105	136	8	312	39	8,953	58,743	33,785	6,854	45	67	273	94	18,104	
603	133	18	12	..	27	4	452	2,465	1,725	405	5	..	6	3	335	
284	53	10	4	..	7	1	221	2,221	1,580	375	5	..	5	3	266	
27	8	19	30	26	3	1	
226	36	7	4	..	10	3	83	74	46	10	1	..	18	
166	36	1	4	..	10	..	129	140	73	17	50	
4,575	842	458	6	..	56	10	3,275	24,105	14,705	2,588	10	46	36	12	6,812	
2,859	528	253	1	..	37	6	2,078	17,930	10,959	1,769	5	..	11	..	5,408	
326	80	29	2	..	2	3	217	1,170	623	194	3	..	3	4	353	
153	57	22	74	1,289	833	174	1	..	3	7	282	
458	63	56	3	..	7	..	339	1,088	622	112	6	..	224	
452	57	55	8	1	340	1,361	778	249	1	45	10	..	334	
327	57	43	2	..	227	1,327	820	90	..	1	3	1	417	
1,130	265	97	10	..	11	3	768	4,812	3,066	641	4	4	50	5	1,105	
342	85	28	1	..	8	1	220	1,823	1,277	130	31	1	416	
267	66	18	6	..	4	..	183	961	511	240	..	1	12	3	210	
200	45	15	2	..	3	1	140	778	440	90	2	..	4	1	248	
199	33	19	1	..	2	1	147	634	432	72	2	..	130	
122	36	17	69	616	406	109	2	3	1	..	101	
1,912	413	286	22	3	32	11	1,213	6,503	4,037	656	4	1	99	7	1,820	
393	87	20	4	..	4	2	286	1,284	801	95	8	..	388	
10	4	..	1	..	1	..	15	19	35	3	11	
266	29	37	2	1	..	5	200	882	409	111	62	..	362	
754	149	169	7	..	1	2	436	2,974	1,946	261	3	..	17	..	707	
211	74	33	2	8	19	2	104	650	300	135	..	1	9	7	155	
269	70	27	6	..	7	..	172	664	486	51	1	..	3	..	127	
921	367	26	11	2	12	1	528	4,550	2,307	530	..	6	32	5	1,713	
453	205	9	..	1	3	..	239	681	311	41	3	3	329	
205	66	..	4	..	7	..	139	1,265	539	210	..	2	6	2	516	
152	37	9	7	1	2	..	106	871	388	192	..	2	13	..	291	
111	59	8	1	44	1,705	1,052	86	..	2	10	..	597	
..	28	17	1	10	
2,165	533	127	21	1	71	3	1,505	9,019	4,682	911	4	1	11	1	3,426	
1,602	366	111	7	1	46	2	1,125	7,265	3,479	842	4	1	2,934	
934	160	106	1	..	668	4,386	2,021	634	1,671	
104	31	4	3	..	2	1	69	553	363	18	4	..	172	
200	95	3	11	..	17	..	192	540	383	15	4	142	
157	39	8	6	..	110	580	390	23	2	..	167	
12	2	1	9	81	67	3	..	1	1	..	11	
982	339	33	47	1	72	4	610	2,866	1,346	430	18	6	17	11	1,090	
328	99	17	16	..	17	..	212	970	424	102	1	..	1	..	453	
257	70	6	6	..	11	1	181	626	350	70	6	..	206	
170	92	1	11	..	18	..	77	701	235	220	..	6	4	11	246	
158	56	8	9	1	22	2	94	379	227	36	3	..	6	..	116	
69	22	1	5	..	4	1	46	181	110	2	13	69	
880	218	60	7	1	31	3	602	4,423	1,917	693	..	3	22	50	1,813	
179	58	3	12	..	118	431	231	36	4	1	167	
227	55	34	1	..	11	..	138	1,500	504	237	14	699	
327	51	12	4	1	5	8	264	1,341	693	114	..	3	3	2	534	
147	54	11	2	..	3	1	82	1,148	429	306	15	33	413	
632	120	70	17	2	32	2	442	14,926	9,274	1,147	762	20	364	21	4,505	
235	28	44	5	2	10	2	103	1,975	836	858	35	11	281	
387	90	26	12	..	22	..	271	12,872	8,404	261	749	10	329	10	4,207	
10	2	8	79	34	28	..	10	17	

DISTRICT OR STATE.		Sub-Class XI—Insufficiently described occupations.								Sub-Class XII—		
		Order LIII.—Insufficiently described occupations (Groups 184 to 187.)								Order LIV.—Prisoners in jails, etc., and inmates of asylums and almshouses, (Group 188.)		
		Total Workers and Dependents.	Total Workers.		Workers with an agricultural or other subsidiary occupation.				DEPENDENTS.	Total Workers and Depen- dents.	WORKERS.*	
			Males.	Females.	Agricultural.		Other.				Males.	Females.
1	2	3	4	5	6	7	8	9	10	11	12	
Serial No.	Provincial Total ...	573,641	202,629	149,294	2,533	7,855	5,117	7,172	221,718	16,324	15,827	497
	Divisional Burma ...	431,508	173,667	69,715	1,275	1,327	3,476	2,311	188,226	16,124	15,627	497
	Arakan Division ...	32,792	11,881	6,665	307	242	369	234	14,246	700	668	32
1	Akyah ...	11,186	5,835	808	0	1	15	7	4,785	537	505	32
2	Hill Dist. of Arakan ...	130	96	3			2		31			
3	Kyaukpyu ...	17,180	4,724	4,064	257	218	226	171	7,402	114	114	
4	Sandoway ...	3,997	1,168	897	20	23	76	50	1,938	49	49	
	Pegu Division ...	121,436	64,346	10,431	161	74	619	290	46,659	* 6,202	* 6,054	148
5	Rangoon Town ...	44,395	28,00	1,09	13		39		15,804	3,093	2,973	120
6	Insein ...	12,06	5,371	1,471	19	9	63	14	5,797	2,321	2,301	
7	Hanthawaddy ...	24,132	19,093	3,79	46	17	201	73	11,470	* 4	* 4	
8	Tharrawaddy ...	12,253	4,330	2,099	7	29	118	114	5,824	63	57	6
9	Pegu ...	9,243	4,502	772	4	5	60	15	3,969	79	76	3
10	Prome ...	8,644	3,049	1,730	22	14	78	74	3,865	642	623	19
	Irrawaddy Division ...	54,078	22,272	9,801	232	71	478	233	22,305	* 3,090	3,016	* 74
11	Bassein ...	6,854	3,648	518	12	19	59	7	2,688	1,141	1,123	18
12	Henzada ...	20,240	6,044	5,421	00	48	147	190	8,775	* 604	552	* 52
13	Myaungmya ...	15,052	6,195	2,591	61	7	145	23	6,266	1,144	1,142	2
14	Maubin ...	5,208	2,814	574	93	1	113	8	1,790	168	166	2
15	Pyawbñ ...	7,024	3,541	697	6	2	17	5	2,786	33	33	
	Tenasserim Division ...	52,653	22,506	5,297	79	13	329	149	24,850	1,153	1,141	12
16	Toungoo ...	15,027	5,791	2,214	10	3	73	59	7,022			
17	Salween ...	902	578	51	1		4		273	2	2	
18	Thaton ...	20,511	8,549	2,331	55	8	191	85	9,731	51	51	
19	Amherst ...	9,841	4,951	500	9	2	22	4	4,399	805	796	9
20	Tavoy ...	2,146	922	83	2		14	1	1,141	160	160	
21	Mergui ...	4,226	1,715	218	2		25		2,293	135	132	3
	Magwe Division ...	21,600	7,014	5,591	45	67	223	223	8,995	1,552	1,521	31
22	Thayetmyo ...	5,022	1,544	1,137		5	23	25	2,651	1,061	1,032	29
23	Pakokku ...	4,116	1,009	787	7	5	87	44	2,230	27	27	
24	Minbu ...	8,154	2,359	2,068	37	53	96	140	2,827	165	163	2
25	Magwe ...	3,480	2,000	398	1	4	17	14	1,075	299	299	
26	Pakokku Hill Tracts ...	18	6						12			
	Mandalay Division ...	45,682	18,153	6,081	175	25	472	166	21,448	1,860	1,664	196
27	Mandalay ...	18,213	6,709	3,213	5	13	33	16	8,291	1,634	1,497	137
28	Mandalay City ...	11,308	4,235	2,057			7	2	5,026	1,604	1,474	130
29	Bhamo ...	770	470	18	2		6	1	282	30	30	
30	Myitkyina ...	1,331	695	189	6		16	3	597	59	59	
31	Katha ...	25,294	10,200	2,720	162	12	417	146	12,363	137	137	
	Putao ...	74	68	1					5			
	Sagaing Division ...	25,694	6,998	7,048	121	114	414	302	11,648	173	173	
32	Shwebo ...	18,182	5,107	5,481	97	65	281	167	7,594	1	1	
33	Sagaing ...	2,347	585	561		1	28	37	1,201	1	1	
34	Lower Chindwin ...	1,555	581	166	5	4	31	8	805	170	170	
35	Upper Chindwin ...	3,84	663	837	7	44	74	90	1,384	1	1	
36	Chin Hills ...	226	50	3	12				164			
	Meiktila Division ...	77,373	20,497	18,801	155	721	572	714	38,075	1,394	1,390	4
37	Kyaukse ...	14,948	3,678	4,205	68	589	149	200	7,011	1	1	
38	Meiktila ...	6,975	1,043	1,221	25	9	55	41	3,511	157	155	
39	Yamethin ...	14,900	4,697	2,209	7		100	63	7,904	107	106	
40	Myingyan ...	40,550	10,185	10,716	55	123	268	410	19,649	1,129	1,129	
	Eastern States ...	142,033	28,962	79,579	1,258	6,528	1,641	4,861	33,492	200	200	
41	Northern Shan States ...	7,054	3,846	1,113	3	2	74	94	2,995	34	34	
42	Southern Shan States ...	129,154	22,777	77,465	1,198	6,519	1,711	4,752	28,912	142	142	
43	Karenni ...	4,025	2,339	1,001	27	7	56	15	1,585	24	24	

* One male in Hanthawaddy district and one in the Northern Shan States and two females in Henzada district had agricultural subsidiary occupations; one male in Tharrawaddy district had a non-agricultural subsidiary occupation.

PART III.—Details by districts—contd.

Inproductive and unclassified.

Order LV.—Beggars, vagrants, prostitutes, etc. (Groups 189, 190.)									Order LVI.—Other unproductive occupations and unclassified. (Group 191.)									Serial No. of District, etc. (column 1).
Total Workers and Depen- dents.	WORKERS.						DEPENDENTS.	Total Workers and Depen- dents.	WORKERS.						DEPENDENTS.			
	Total Workers.		Workers with an agricultural or other subsidiary occupation.						Total Workers.		Workers with an agricultural or other subsidiary occupation.							
	Males.	Females.	Agricultural.		Other.				Males.	Females.	Agricultural.		Other.					
11	15	16	17	18	19	20	21	22	23	24	25	26	27	28				
28,787	10,516	10,360	17	30	117	98	7,911	3,855	447	39	1	...	29	8	3,369			
24,849	9,174	8,411	8	3	98	62	7,264	3,796	411	31	1	...	12	7	3,354			
3,690	941	1,333	6	3	9	18	1,416	3	2	1	1		
3,406	873	1,225	6	3	9	18	1,308	2		
8	4	4	3		
224	42	88	94	2	2	4		
52	22	16	14	1	1	5		
3,690	1,411	1,396	12	...	883	159	56	14	89	6		
1,657	666	689	302	95	10	11	74	7		
219	80	33	106	6	6	8		
357	168	74	115	1	1	9		
247	136	75	36	16	1	10		
568	272	213	12	...	83	32	29	3	11		
642	89	312	241	9	9	12		
1,792	806	504	6	4	482	218	8	1	209	13		
302	143	121	38	14		
597	299	96	172	203	4	1	15		
383	156	113	114	16		
328	145	90	6	4	93	13	2	17		
212	63	84	65	2	2	18		
1,454	660	353	9	441	2,497	20	7	6	2,470	19		
406	233	60	107	2,403	1	1	2,401	20		
5	3	2	1	1	21		
429	152	118	9	159	23	10	13	22		
560	250	160	150	70	8	6	6	56	23		
17	13	1	24		
37	9	3	25	25		
3,366	1,260	1,086	27	9	1,020	41	1	2	1	1	38	26		
442	205	34	203	27		
1,460	561	381	21	1	518	28		
1,273	467	542	6	8	264	18	1	1	1	1	16	29		
191	27	129	35	23	...	1	22	30		
...	26		
3,567	1,211	1,110	6	1	1,246	684	195	7	1	...	10	...	482	31		
2,458	877	871	4	...	710	96	96	32		
733	312	320	101	25	25	33		
187	49	87	51	5	2	3	34		
51	12	31	8	4	...	3	1	35		
864	269	118	2	1	477	579	193	1	1	...	10	...	385	36		
7	4	3	31		
3,375	1,249	1,448	1	...	3	3	678	14	6	1	...	8	37		
1,378	552	446	1	...	2	...	380	38		
1,021	264	671	1	...	86	9	6	1	...	3	39		
805	340	267	2	198	34		
161	90	60	1	11	5	5	40		
10	3	4	3	36		
3,915	1,636	1,181	1	...	35	18	1,098	180	123	57	41		
907	503	171	1	233	37		
562	143	302	117	07	93	4	42		
692	315	225	17	...	152	21	12	9	43		
1,754	675	483	1	...	18	17	596	62	18	44	44		
3,938	1,342	1,949	9	27	19	36	647	59	36	8	27	1	15	45		
1,608	510	846	4	2	15	19	333	44	35	2	17	1	7	46		
2,108	782	1,032	5	25	4	17	294	13	1	5	7	47		
132	41	71	20	2	...	1	1	48		

Order I.—Control by persons not principally practising an occupation of Sub-Class I													
Group 1.—Ownership and rights over land or water used for occupations of Sub-Class 1b or 1c.													
DISTRICT OR STATE.	Total Workers and Dependents.	WORKERS.						DEPENDENTS.	Total Workers and Dependents.	WORKERS.		DEPENDENTS.	
		Total Workers.		Workers with an agricultural or other subsidiary occupation.						(All without subsidiary occupation.)			
		Males.	Females.	Agricultural.		Other.				Males.	Females.		
				Males.	Females.	Males.	Females.						
1	2	3	4	5	6	7	8	9	10	11	12	13	
Serial No.	Provincial Total	147,764	33,479	40,732	999	1,089	5,831	4,570	73,613	5	1	...	4
	Divisional Burma	141,717	31,974	39,487	797	896	5,337	4,340	71,156	5	1	...	4
	Arakan Division	16,930	3,426	4,228	188	105	514	337	9,276
1	Akyab	10,176	1,850	2,086	86	14	168	109	6,240
2	Hill Dist. of Arakan	19	...	15	4
3	Kyaukpyu	3,097	707	967	35	37	176	91	1,423
4	Sandoway	3,638	869	1,160	67	54	170	137	1,609
	Pegu Division	27,104	5,711	6,140	130	89	943	532	15,253	2	2
5	Rangoon Town	1,170	221	134	2	6	815	2	2
6	Insein	2,827	632	666	5	7	97	37	1,529
7	Hanthawaddy	1,910	391	354	12	1	95	15	1,265
8	Tharrawaddy	7,524	1,525	1,697	38	46	336	122	4,302
9	Pegu	6,414	1,513	1,111	48	33	177	68	3,790
10	Prome	7,259	1,429	2,278	27	12	236	284	3,552
	Irrawaddy Division	28,588	6,821	7,396	139	136	1,113	706	14,371	2	2
11	Bassein	6,129	1,557	1,656	39	17	269	190	2,916
12	Henzada	7,480	1,816	2,595	26	81	259	203	3,069
13	Myaungmya	7,015	1,752	1,592	38	10	349	182	3,671
14	Ma-ubin	5,668	983	1,073	31	26	135	85	3,312
15	Pyapön	2,596	713	480	5	2	101	46	1,403	2	2
	Tenasserim Division	12,774	2,742	2,928	61	24	422	268	7,104
16	Toungoo	4,648	746	951	24	10	136	56	2,951
17	Salween	83	20	23	6	...	4	3	40
18	Thatön	3,310	832	826	13	6	88	70	1,652
19	Amherst	2,912	707	623	7	2	81	57	1,582
20	Tavoy	1,632	388	463	9	3	108	76	781
21	Mergui	189	49	42	2	3	5	6	98
	Magwe Division	20,224	4,494	7,331	146	162	991	829	8,399	1	1
22	Thayetmyo	4,109	858	1,546	45	51	128	125	1,705
23	Pakökku	5,895	1,312	2,150	25	31	35	359	2,433	1	1
24	Minbu	6,088	1,265	2,009	65	63	293	167	2,714
25	Magwe	4,132	959	1,626	11	17	219	178	1,547
26	Pakökku Hill Tracts
	Mandalay Division	1,872	422	569	14	13	95	68	881
27	Mandalay	990	215	355	7	4	34	40	420
28	Mandalay City	150	5	59	1	86
29	Bhamo	121	31	25	2	...	3	5	65
30	Myitkyina	54	21	7	5	...	26
31	Katha	707	155	182	5	9	53	23	370
32	Putao
	Sagaing Division	18,908	4,084	6,340	79	272	808	1,070	8,484
32	Shwebo	3,786	839	1,620	1	16	35	282	1,318
33	Sagaing	5,728	1,422	2,004	29	17	336	396	2,302
34	Lower Chindwin	7,624	1,448	2,197	30	216	309	297	3,979
35	Upper Chindwin	1,770	375	510	19	23	128	95	885
36	Chin Hills
	Meiktila Division	15,327	3,374	4,555	40	95	451	530	7,388
37	Kyaukse	1,440	287	422	4	12	78	59	731
38	Meiktila	3,744	797	1,172	8	5	169	173	1,775
39	Yamethin	4,433	930	845	...	16	43	77	2,658
40	Myingyan	5,700	1,360	2,216	28	62	161	230	2,224
	Eastern States	6,047	2,345	2,245	202	193	494	230	2,457
41	Northern Shan States	1,616	400	412	22	7	85	110	804
42	Southern Shan States	4,414	1,944	822	180	186	409	120	1,646
43	Karenni	17	1	9	7

PART III.—Details by districts—contd.

r 1c of land or water used for such an occupation,								Order IIa.—Cultivation.								Serial No. of District, etc. (column 1).
Group 2b.—Agents, managers, clerks, rent-collectors, etc., for land or water belonging to Government and used for occupations of Sub-Class 1b or 1c.								Group 3a.—Cultivating owners.								
Total Workers and Dependents.	WORKERS.						DEPENDENTS.	Total Workers and Dependents.	WORKERS.						DEPENDENTS.	
	Total Workers.		Workers with an agricultural or other subsidiary occupation.						Total Workers.		Workers with an agricultural or other subsidiary occupation.					
	Males.	Females.	Agricultural.		Other.				Males.	Females.	Agricultural.		Other.			
14	15	16	17	18	19	20	21	22	23	24	25	26	27	28	29	
9,366	3,176		70	...	57	...	6,190	4,064,042	1165,537	903,295	32,366	18,371	183,783	93,923	1,995,210	
9,304	3,152		63	...	54	...	6,152	3,479,304	978,200	764,941	23,669	13,407	145,845	69,904	1,736,163	
491	136		1	...	1	...	355	269,677	74,417	48,645	2,904	1,356	8,679	3,799	146,615	
392	128		1	...	1	...	364	134,746	36,855	14,286	776	84	2,937	423	83,605	
...	34	27	5	...	7	
73	4		69	87,597	24,957	22,106	1,031	561	3,419	2,085	40,527	
86	4		22	47,307	12,578	12,253	1,097	711	2,318	1,291	22,476	
1,594	421		4	...	1	...	1,173	380,881	103,182	64,674	3,073	983	11,625	5,383	213,025	
141	53		85	1,610	441	126	11	3	1,073	
389	64		2	325	31,769	8,367	4,760	99	51	445	130	18,642	
237	68		2	169	27,446	5,851	4,016	210	124	544	174	17,579	
261	78		189	134,578	35,215	22,645	1,326	447	1,989	1,833	76,718	
458	121		337	60,623	18,390	10,955	230	107	1,135	284	32,178	
108	43		1	...	65	124,845	34,918	23,072	1,211	254	5,501	2,959	66,835	
1,697	634		1	...	9	...	1,063	414,011	122,834	104,265	2,827	1,410	7,661	4,614	186,912	
650	343		7	...	307	88,011	27,385	17,864	346	182	1,432	759	42,762	
401	69		1	...	1	...	332	146,958	43,398	40,962	969	982	3,707	2,156	62,598	
278	85		193	66,822	19,901	15,119	757	30	903	547	31,732	
146	52		94	81,669	24,855	24,709	701	192	1,382	1,031	32,105	
222	85		1	...	137	30,571	7,295	5,561	54	18	237	121	17,715	
1,399	574		35	...	20	...	825	405,698	115,300	70,610	1,468	609	8,597	3,818	219,788	
186	43		1	...	143	73,000	25,224	6,317	193	115	1,400	253	41,065	
1	1	11,454	2,995	1,290	33	18	424	90	7,160	
273	85		1	...	1	...	188	143,351	39,497	30,417	601	182	2,954	1,580	71,437	
402	146		31	...	13	...	256	120,841	34,422	23,742	360	116	2,349	1,413	62,079	
201	103		3	...	98	20,453	5,666	3,080	174	54	1,260	433	10,807	
336	197		3	...	2	...	139	36,591	7,396	3,955	107	124	1,104	49	26,140	
943	369		9	...	574	643,244	185,169	171,596	4,046	2,843	30,378	12,929	286,479	
149	54		95	129,514	36,236	28,875	1,466	781	4,459	2,252	64,433	
201	108		93	178,066	52,064	41,938	848	487	11,549	5,462	84,104	
237	68		169	85,719	21,757	25,709	956	726	7,319	2,630	38,223	
356	139		9	...	217	219,170	74,678	74,928	776	849	7,080	2,485	99,564	
...	495	134	116	155	
611	251		360	273,930	78,135	54,440	2,609	2,795	16,707	5,274	141,355	
443	193		250	58,466	16,726	11,075	139	311	1,915	941	30,665	
256	85		171	2,793	938	365	52	1,490	
20	6		14	4,3572	11,527	9,607	1,146	1,255	2,924	717	22,378	
27	14		13	36,005	12,918	8,019	478	586	1,928	238	14,968	
121	38		83	130,055	35,388	23,825	738	506	9,583	3,291	70,822	
...	5,832	1,526	1,804	108	107	263	87	2,502	
1,353	429		15	...	6	...	924	553,248	153,568	103,636	4,208	2,277	42,790	23,123	236,044	
551	205		6	...	2	...	346	239,529	67,811	83,076	310	129	20,250	11,372	88,618	
500	96		1	...	2	...	404	98,445	26,980	23,556	1,507	957	8,218	6,326	47,900	
280	112		8	...	2	...	168	126,147	32,160	33,187	1,025	610	6,278	2,396	60,600	
22	16		6	89,126	26,607	23,617	1,336	82	8,024	3,029	38,902	
...	1	1	
1,216	338		7	...	8	...	878	538,615	145,595	87,075	2,534	1,134	19,408	10,964	305,945	
129	15		1	...	114	38,788	11,161	4,183	118	107	1,567	460	23,444	
360	116		4	...	2	...	244	152,839	39,565	21,622	605	119	6,698	4,151	91,652	
492	141		1	...	3	...	351	137,555	35,503	4,423	670	117	4,282	1,282	87,029	
235	66		2	...	2	...	169	209,433	59,366	46,847	1,141	791	6,561	5,071	103,280	
62	24		7	...	3	...	38	584,738	187,337	138,354	8,697	4,964	37,938	24,019	259,047	
21	1		20	162,072	51,726	40,708	4,459	1,524	11,417	9,366	69,638	
39	22		7	...	2	...	17	401,773	130,865	93,281	4,023	3,071	25,947	14,101	180,627	
2	1		1	...	1	17,893	4,746	4,305	215	369	574	252	8,782	

		Group 3b.—Cultivating tenants.							Order IIa.—
DISTRICT OR STATE.		Total Workers and Dependents.	WORKERS.						DEPENDENTS.
			Total Workers.		Workers with an agricultural or other subsidiary occupation.				
			Males.	Females.	Agricultural.		Other.		
					Males.	Females.	Males.	Females.	
Serial No.	1	2	3	4	5	6	7	8	9
	Provincial Total	1,814,164	512,362	331,178	14,641	9,055	74,184	27,513	970,624
	Divisional Burma	1,750,197	491,193	320,586	12,377	7,947	67,750	25,744	938,418
	Arakan Division	185,332	47,880	23,549	1,898	700	4,545	1,456	113,903
1	Akyab ...	130,188	34,685	11,370	801	121	1,782	371	84,128
2	Hill Dist. of Arakan ...	8	6	2	...	2
3	Kyaukpou ...	32,352	6,975	7,221	793	351	1,593	646	18,156
4	Sandoway ...	22,789	6,214	4,958	304	228	1,168	439	11,617
	Pegu Division	319,651	86,705	39,239	1,289	522	10,528	2,607	193,707
5	Rangoon Town ...	1,202	511	119	8	...	572
6	Insein ...	42,517	12,300	6,109	21	42	1,000	211	24,108
7	Hanthawaddy ...	62,773	17,065	3,655	57	17	1,125	192	42,053
8	Tharrawaddy ...	79,848	21,106	12,582	517	210	3,656	573	46,160
9	Pegu ...	85,204	23,016	10,133	129	77	1,786	391	52,055
10	Prome ...	48,107	12,707	6,641	565	176	2,953	1,240	28,759
	Irrawaddy Division	372,392	121,653	75,977	1,478	770	5,744	2,364	174,762
11	Bassein ...	92,709	33,822	20,334	291	122	918	437	38,533
12	Henzada ...	80,178	27,428	18,420	653	447	2,852	1,378	34,324
13	Myaungmya ...	87,605	26,299	16,545	273	20	982	87	44,770
14	Ma-ubin ...	48,608	14,844	11,132	229	176	646	319	22,632
15	Pyawbun ...	63,992	19,249	9,540	32	5	346	143	34,503
	Tenasserim Division	177,877	49,735	27,464	578	191	5,545	2,096	100,678
16	Toungoo ...	53,956	14,496	6,583	180	46	1,487	340	32,937
17	Sakyeen ...	1,320	437	206	25	...	28	22	677
18	Thatton ...	52,515	16,071	8,365	79	69	973	468	28,079
19	Amherst ...	42,655	10,933	8,051	130	45	1,404	668	23,671
20	Tavoy ...	21,246	6,392	3,696	118	23	1,507	585	11,358
21	Mergui ...	5,985	1,406	623	46	8	146	13	3,956
	Magwe Division	259,552	69,668	58,157	4,124	2,902	18,129	6,319	131,227
22	Thayetmyo ...	31,115	8,929	7,508	980	626	1,327	499	14,698
23	Pakokku ...	100,518	27,606	19,610	585	424	8,116	2,796	53,302
24	Minbu ...	72,752	21,068	19,913	2,316	1,572	5,968	2,003	31,771
25	Magwe ...	55,147	12,365	11,126	243	280	2,718	1,021	31,656
26	Pakokku Hill Tracts
	Mandalay Division	42,499	12,968	9,630	259	290	2,659	965	19,901
27	Mandalay ...	22,682	7,251	4,395	138	219	1,334	491	11,036
	<i>Mandalay City</i> ...	783	256	142	16	385
28	Bhamo ...	1,104	198	284	8	2	113	64	622
29	Myitkyina ...	3,080	1,274	609	2	...	70	1	1,197
30	Katha ...	15,615	4,240	4,335	111	69	1,142	409	7,040
31	Putao ...	18	5	7	6
	Sagaing Division	244,435	66,105	61,920	2,113	2,155	15,664	7,812	116,410
32	Shwebo ...	40,856	11,377	11,287	64	47	3,928	1,782	18,192
33	Sagaing ...	86,129	25,552	16,866	1,066	680	5,510	3,367	43,711
34	Lower Chindwin ...	96,188	23,036	28,606	594	635	4,924	2,457	44,546
35	Upper Chindwin ...	21,262	6,140	5,161	389	793	1,302	200	9,961
36	Chin Hills
	Mektila Division	148,459	36,179	24,650	638	417	4,936	2,125	87,630
37	Kyaukse ...	19,502	5,944	1,909	97	95	940	191	11,649
38	Mektila ...	24,234	6,474	3,322	63	45	1,018	398	14,438
39	Yamethin ...	35,087	9,391	3,480	91	21	1,647	277	22,216
40	Myingyan ...	69,636	14,370	15,939	387	256	1,331	1,259	39,327
	Eastern States	63,967	21,109	10,592	2,264	1,108	6,434	1,769	32,206
41	Northern Shan States ...	9,125	2,771	1,406	94	27	824	385	4,948
42	Southern Shan States ...	52,973	17,816	8,774	2,154	1,066	5,513	1,371	26,383
43	Kavenni ...	1,869	582	412	16	15	97	13	875

PART III.—Details by districts—contd.

Cultivation—continued.

Group 3c.—Agricultural labourers.								Group 4.—Taungya.								DEPENDENTS.	Serial No. of District, etc. (column 1).
Total Workers and Dependents.	WORKERS.							Total Workers and Dependents.	WORKERS.								
	Total Workers.		Workers with an agricultural or other subsidiary occupation.				DEPENDENTS.		Total Workers.		Workers with an agricultural or other subsidiary occupation.						
	Males.	Females.	Agricultural.		Other.				Males.	Females.	Agricultural.		Other.				
			Males.	Females.	Males.	Females.					Males.	Females.					
10	11	12	13	14	15	16	17	18	19	20	21	22	23	24	25		
2,085,806	622,185	405,405	3,882	2,843	50,877	28,486	1,053,216	942,285	278,011	246,833	10,264	8,884	36,366	20,185	417,441		
2,059,835	612,863	398,162	3,615	2,393	49,565	27,787	1,043,810	570,010	163,895	142,054	2,300	1,392	11,976	3,321	264,061		
156,826	52,371	10,592	409	74	4,332	821	93,863	83,658	25,533	20,597	643	387	2,368	565	37,528		
139,816	47,060	6,669	324	13	3,553	195	85,537	32,466	10,008	7,388	238	27	1,003	198	15,090		
20	3	3					14	19,497	6,173	6,240	23	47	32	3	6,784		
13,239	3,635	2,812	81	51	567	406	6,792	20,541	5,921	4,320	285	241	787	203	10,291		
3,701	1,073	1,108	4	10	212	159	1,520	11,134	3,131	2,640	91	72	546	161	5,363		
644,998	192,321	108,801	1,086	579	17,940	9,060	343,876	23,592	5,977	3,325	131	77	856	238	14,290		
1,592	843	176				2	1	573	4	3					1		
118,678	33,691	20,790	73	13	2,389	1,235	64,197	1,951	525	294	13	5	46	21	1,132		
140,422	47,178	10,878	106	28	2,308	274	82,366	1,018	237	180	4	4	58	13	595		
156,914	40,785	34,035	606	343	6,307	3,470	75,494	4,167	970	645	4	18	216	20	2,552		
174,019	54,371	28,065	179	148	4,052	1,572	91,583	2,222	425	418	9	7	96	7	1,379		
59,373	15,453	14,257	122	47	2,682	2,488	29,603	11,230	3,817	1,782	201	43	440	177	8,631		
625,434	185,366	143,088	1,005	587	8,454	5,378	296,980	9,519	2,986	2,241	63	46	194	114	4,292		
150,819	39,462	39,746	124	64	2,112	1,847	71,611	5,533	1,685	1,412	22	9	107	47	2,426		
168,582	45,573	47,286	632	477	3,418	2,037	75,723	2,703	914	606	35	30	61	52	1,183		
103,185	34,956	21,530	126		1,244	515	40,999	1,178	318	201	6	1	21	15	629		
85,883	20,597	21,015	93	42	1,026	634	38,271	17	11	3			2		23		
110,965	38,778	13,511	30	4	654	345	64,676	66	28	9			3		31		
303,960	86,862	44,816	564	90	8,236	2,785	172,282	182,995	49,377	36,770	672	243	3,600	1,137	96,848		
91,159	23,228	21,302	85	22	2,022	1,232	45,629	42,799	10,845	11,142	48	53	775	306	20,522		
1,600	761	202	2		37	8	637	30,100	8,009	4,934	123	21	149	139	17,008		
114,821	34,038	10,391	159	39	2,507	588	70,392	34,260	10,851	8,361	232	100	406	145	15,049		
72,609	20,940	10,866	70	18	2,138	818	40,663	31,166	8,409	4,417	112	16	478	135	18,350		
19,630	6,303	1,558	108	9	1,415	118	11,709	30,147	8,212	6,643	155	50	1,548	383	15,302		
5,081	1,532	497	80	2	117	21	3,052	14,522	3,001	991	2	3	244	29	10,527		
82,017	26,868	23,471	123	85	2,126	2,092	31,678	45,409	12,473	12,004	184	71	1,612	297	20,932		
6,718	1,708	1,774	56	16	194	64	226	20,880	5,975	4,930	169	55	1,400	285	9,975		
20,583	5,352	6,112	29	20	770	716	9,110	2,003	620	514	14	9	105	11	1,953		
25,355	12,471	5,425	34	36	850	953	7,429	2,108	508	550	1	7	29	1	960		
29,371	7,337	10,160	4	7	312	349	11,874	36	17						18		
...	19,223	5,211	5,084	8,026		
55,001	15,540	15,349	74	246	2,116	1,253	24,112	105,029	28,500	25,941	452	488	2,608	654	50,588		
32,037	9,665	9,382	16	165	833	652	12,991	1,350	518	181	...	21	201	62	651		
1,898	1,029	208	...	9	3	3	671	259	147	28	...	172		
3,285	808	714	...	1	128	62	1,703	37,874	10,461	11,557	273	410	184	73	15,850		
2,693	736	803	3	...	105	11	1,154	52,338	13,709	10,848	105	9	702	207	27,781		
16,841	4,277	4,394	54	80	1,044	522	8,170	13,317	3,701	3,340	70	48	1,020	252	6,290		
145	54	56	1	...	6	6	35	130	111	0	4	...	92	...	10		
86,706	23,031	29,050	174	715	4,007	4,041	34,625	111,807	36,788	40,120	74	67	393	261	34,899		
21,913	5,006	7,396	...	53	1,123	1,170	8,931	1,663	26	590	...	2	7	21	447		
31,982	8,220	11,160	112	55	1,053	2,052	12,542	36	7	6	...	20		
17,023	4,833	5,651	16	506	642	569	6,520	92	16	2	76		
15,722	4,204	4,833	46	101	1,189	250	6,585	3,518	672	930	73	65	351	157	1,640		
46	8	38	107,068	35,783	38,578	20	81	32,707		
104,893	30,504	22,945	180	17	2,354	2,357	51,394	8,001	2,261	1,056	81	13	345	55	4,684		
27,053	8,378	6,940	31	1	516	781	11,729	1,602	44	185	61	7	41	...	1,043		
19,369	6,600	3,102	26	6	400	438	9,667	1,220	63	120	...	3	177	25	500		
35,651	9,758	8,157	101	10	1,104	745	18,040	3,537	774	503	77	17	2,200		
22,510	5,768	4,790	22	...	254	393	11,952	1,573	450	182	17	3	50	13	941		
25,971	9,322	7,243	267	450	1,312	699	9,406	372,275	114,116	104,779	7,964	7,492	24,390	16,864	153,380		
9,974	2,905	3,441	67	26	502	444	3,558	237,406	72,121	68,333	5,725	4,791	17,880	13,152	97,021		
275,021	5,977	3,505	200	419	798	216	1,479	104,026	34,322	27,261	2,156	3,645	6,325	3,624	41,443		
1,046	440	237	...	5	14	9	369	30,773	7,673	9,185	83	56	185	88	13,915		

Order 11a.—

Groups 6d.—Citronella, 6e.—Tea, 6f.—Opium and Ganja, 6g.—Coffee, 6h.—Indigo, 6j.—Cinchona.

Serial No.	DISTRICT OR STATE.	Total Workers and Dependents.	WORKERS.						DEPENDENTS.
			Total Workers.		Workers with an agricultural or other subsidiary occupation.				
			Males.	Females.	Agricultural.		Other.		
					Males.	Females.	Males.	Females.	
1	2	3	4	5	6	7	8	9	
	Provincial Total ..	45,332	12,184	13,455	2,109	1,788	831	570	19,693
	Divisional Burma ..	137	62	15	3	60
	Arakan Division ..								
1	Akyah ..								
2	Hill Dist of Arakan ..								
3	Kyaukpyu ..								
4	Sandoway ..								
	Pegu Division ..								
5	Rangoon Town ..								
6	Insein ..								
7	Hanthawaddy ..								
8	Tharrawaddy ..								
9	Pegu ..								
10	Prone ..								
	Irrawaddy Division ..								
11	Bassein ..								
12	Henzada ..								
13	Myaungmya ..								
14	Ma-ubin ..								
15	T'ayapôn ..								
	Tenasserim Division ..								
16	Toungoo ..								
17	Silween ..								
18	Thatôn ..								
19	Amherst ..								
20	Tavoy ..								
21	Mergui ..								
	Magwe Division ..								
22	Thayetmyo ..								
23	Pakôkku ..								
24	Minbu ..								
25	Magwe ..								
26	Pakôkku Hill Tracts ..								
	Mandalay Division ..								
27	Mandalay ..								
	<i>Mandalay City</i> ..								
28	Bhamo ..								
29	Myitkyna ..								
30	Katha ..								
31	Putao ..								
	Sagaing Division ..								
32	Shwebo ..								
33	Sagaing ..								
34	Lower Chindwin ..								
35	Upper Chindwin ..								
36	Chin Hills ..								
	Meiktila Division ..								
37	Kyaukse ..								
38	Meiktila ..								
39	Yamthin ..								
40	Myingyan ..								
	Eastern States ..								
41	Northern Shan States ..								
42	Southern Shan States ..								
43	Karenni ..								

Analysis of figures for Group 6d.—Citronella, 6e.—Tea, 6f.—Opium and Ganja, 6g.—Coffee, 6h.—Indigo, 6j.—Cinchona.

DISTRICT.	Total Workers and Dependents.	Total Workers.		Workers with an agricultural or other subsidiary occupation.			
		Males.	Females.	Agricultural.		Other.	
1	2	3	4	Males.	Females.	Males.	Females.
Thatôn (6d)	4	4
Amherst (6d)	118	55	6	3
Tavoy (6f)	2	2
Katha (6e)	9	...	7
Shwebo (6e)	2	...	2
Lower Chindwin (6h)	222	159	...	26	63
N. Shan States (6d)	38,104	10,304	11,416	1,745	1,670	511	16,384
N. Shan States (6e)	5,298	1,200	1,621	167	38	233	2,477
N. Shan States (6f)	2	1	1
N. Shan States (6g)	9,569	458	403	168	80	87	708

PART III.—Details by districts—contd.

Cultivation—concluded.								Order IIa.—Forestry.								Serial No. of District, etc. (column 1).
Group 7.—Orchard gardens and all other horticulture not included in Groups 5 and 6.								Group 8.—Forest officers, rangers, guards, etc.								
Total Workers and Dependents.	WORKERS.						DEPENDENTS.	Total Workers and Dependents.	WORKERS.						DEPENDENTS.	
	Total Workers.		Workers with an agricultural or other subsidiary occupation.						Total Workers.		Workers with an agricultural or other subsidiary occupation.					
	Males.	Females.	Agricultural.		Other.				Males.	Females.	Agricultural.		Other.			
10	11	12	13	14	15	16	17	18	19	20	21	22	23	24	25	
161,791	50,759	31,135	2,857	1,411	3,675	1,974	79,897	12,168	4,189	189	43	...	34	12	7,790	
138,892	43,782	25,013	1,875	816	2,814	1,293	70,097	11,806	4,068	187	43	...	31	12	7,551	
3,370	1,203	463	58	13	76	22	1,704	460	158	14	3	...	2	...	288	
2,909	851	193	20	...	42	8	1,165	220	76	2	...	144	
19	10	3	6	14	9	5	
982	295	236	33	13	30	10	451	103	46	13	3	44	
160	47	31	5	...	4	4	82	123	27	1	95	
36,009	11,470	5,916	292	141	729	358	18,623	3,150	1,084	49	1	...	3	...	2,017	
2,922	1,657	116	10	...	5	...	1,149	494	68	35	391	
8,259	3,083	1,034	49	30	114	61	4,142	315	160	155	
6,799	1,765	998	81	15	158	44	4,036	33	2	10	21	
7,670	1,883	1,259	59	46	151	99	4,528	1,631	587	1	1,043	
1,369	436	210	18	13	61	23	298	723	121	2	1	175	
8,990	2,646	2,299	75	37	240	131	4,045	379	146	1	3	...	232	
39,873	12,310	10,229	722	440	699	428	17,334	601	205	5	2	391	
15,541	4,711	3,764	235	108	283	134	7,066	191	62	129	
11,144	3,390	3,168	202	132	234	236	4,586	198	73	...	2	125	
6,659	2,173	1,556	157	93	137	15	2,930	79	23	5	51	
5,649	1,792	1,594	126	104	45	39	2,263	39	16	23	
880	244	147	2	3	...	4	489	94	31	63	
44,899	12,882	6,338	648	176	749	259	25,679	2,933	958	24	20	...	4	7	1,951	
7,615	2,522	1,533	172	58	69	25	3,560	1,178	423	1	17	...	4	1	754	
511	140	67	27	10	9	5	304	124	52	1	71	
8,618	2,431	1,282	208	47	201	64	4,905	381	137	3	241	
12,424	3,633	1,596	62	22	248	77	7,195	920	231	1	688	
3,858	1,115	846	95	26	90	82	1,897	220	84	...	3	136	
11,873	3,041	1,014	84	13	132	6	7,818	110	31	18	6	61	
1,054	412	197	37	11	64	30	445	801	354	...	2	447	
233	70	48	2	...	7	...	115	311	129	182	
61	20	13	1	1	5	3	28	242	121	...	2	121	
684	262	125	34	10	51	25	297	164	55	109	
76	60	11	1	2	5	82	48	34	
...	2	1	1	
8,942	3,095	1,432	45	31	184	174	4,415	1,645	586	86	4	...	8	4	973	
7,435	2,651	1,221	35	26	124	134	3,563	433	201	1	1	...	5	...	231	
300	192	7	1	...	101	117	28	89	
562	121	96	1	...	8	34	345	258	90	2	1	...	2	...	166	
384	146	43	18	3	195	183	80	4	1	...	99	
558	176	71	9	4	34	3	311	771	215	79	2	4	477	
3	1	1	...	1	
1,124	310	340	5	1	42	16	464	1,063	373	...	11	...	11	1	683	
312	89	132	1	...	8	2	91	241	78	5	1	158	
427	150	24	3	...	21	...	253	96	14	82	
248	24	156	...	1	6	12	68	133	69	3	...	64	
121	45	28	1	...	7	2	48	586	209	2	11	...	8	...	375	
6	2	4	7	3	4	
3,631	2,100	98	68	3	271	6	1,433	1,153	350	2	3	...	801	
1,176	293	16	21	...	22	...	867	18	1	17	
80	28	14	1	...	2	1	38	154	52	1	1	...	101	
247	111	22	4	1	5	...	114	908	265	1	2	...	64	
2,128	1,668	46	42	2	242	5	414	73	32	41	
22,899	6,977	6,122	982	595	861	681	9,800	362	121	2	3	...	239	
8,405	2,435	2,685	94	79	519	400	3,285	191	59	2	130	
14,346	4,486	3,404	881	516	337	281	6,456	136	53	3	...	83	
148	56	33	7	...	5	...	59	35	9	26	

DISTRICT OR STATE.		Order IIb.—Forestry—concluded.											
		Group 9d.—All other collectors of forest produce except lac collectors.								Group 10.—Lac collectors.			
		Total Workers and Dependents.	WORKERS.						DEPENDENTS.	Total Workers and Dependents.	WORKERS.		DEPENDENTS.
			Total Workers.		Workers with an agricultural or other subsidiary occupation.						(All without subsidiary occupation.)		
			Males.	Females.	Agricultural.		Other.				Males.	Females.	
1	2	3	4	5	6	7	8	9	10	11	12	13	
Serial No.	Provincial Total	11,493	4,196	2,741	112	36	305	78	4,556	16	6	5	5
	Divisional Burma	11,317	4,123	2,718	108	36	301	77	4,476	14	6	3	5
	Arakan Division	52	21	19	2	1	12
1	Akyab	13	12	1
2	Hili Dist. of Arakan	6	6
3	Kyaukpyu	22	4	14	2	1	4
4	Sandoway	11	5	4	2
	Pegu Division	1,242	559	182	7	6	3	1	501
5	Rangoon Town	266	201	5
6	Insein	337	62	91	..	4	184
7	Hanthawaddy	16	11	1	4
8	Tharrawaddy	25	10	15
9	Pegu	310	107	60	7	2	3	1	143
10	Prome	348	168	30	150
	Irrawaddy Division	728	243	134	6	3	8	1	351
11	Bassein	118	..	85	..	3	..	1	33
12	Henzada	146	48	5	..	1	93
13	Myaungmya	333	189	..	6	..	7	..	144
14	Ma-ubin	87	..	41	46
15	Pyapön	44	6	3	35
	Tenasserim Division	3,830	1,001	1,281	22	6	52	34	1,548	1	1
16	Toungoo	1,162	419	117	27	3	626
17	Safween	37	5	15	1	17
18	Thatön	336	140	95	9	..	7	1	101
19	Amherst	782	141	223	6	8	418	1	1
20	Tavoy	1,163	90	795	7	6	4	21	278
21	Mergui	350	206	36	14	..	108
	Magwe Division	1,002	421	171	22	11	70	5	410	13	5	3	5
22	Thayetmyo	118	19	83	16
23	Pakökku	478	222	9	19	..	64	..	197
24	Minbu	388	121	79	2	11	2	5	188	13	5	3	5
25	Magwe	68	59	..	1	..	4	..	9
26	Pakökku Hill Tracts
	Mandalay Division	2,386	1,338	272	40	6	94	13	776
27	Mandalay	1,301	714	88	33	..	65	..	499
	Mandalay City	183	86	12	85
28	Bhamo	536	381	56	7	..	29	2	99
29	Myitkyina	269	208	4	1	57
30	Katha	280	35	124	..	6	..	10	101
31	Putao
	Sagaing Division	921	353	156	11	3	53	5	412
32	Shwebo	175	76	26	..	1	24	1	73
33	Sagaing	292	128	39	1	2	4	..	125
34	Lower Chindwin	104	53	3	3	..	8	..	48
35	Upper Chindwin	350	96	88	7	..	17	4	166
36	Chin Hills
	Meiktila Division	1,156	187	503	..	1	19	17	466
37	Kyaukse	19	7	3	9
38	Meiktila	365	28	225	..	1	3	4	112
39	Yamethin	620	123	191	16	5	306
40	Myingyan	152	29	84	8	39
	Eastern States	176	73	23	4	..	4	1	80	2	..	2	..
41	Northern Shan States	140	56	17	1	67	2	..	2	..
42	Southern Shan States	22	15	3	3	..	4	1	4
43	Karenni	14	2	3	9

		Order II.—Raising of farm stock—concluded.															
		Group 13.—Breeders of other animals (horses, mules, asses, etc.).							Group 14.—Herdsman, shepherds, goatherds, etc.								
Serial No.	DISTRICT OR STATE.	Total Workers and Depen- dents.	WORKERS.						DE- PENDENTS.	Total Workers and Depen- dents.	WORKERS.						DE- PENDENTS.
			Total Workers.		Workers with an agri- cultural or other sub- sidiary occupation.						Total Workers.		Workers with an agricultural or other subsidiary occupation.				
			M's.	F's.	Agricultural.		Other.				Males.	Females.	Agricultural.		Other.		
					M's.	F's.	M's.	F's.					Males.	Females.	Males.	Females.	
3	4	5	6	7	8	9	10	11	12	13	14	15	16	17			
	Provincial Total	636	382	42	10	3	12	212	31,256	19,008	3,197	357	63	654	180	9,051	
	Divisional Burma	481	335	1	8		3	145	26,069	16,255	2,697	249	37	523	158	8,017	
	Arakan Division								2,909	2,194	166	48	3	43	3	549	
1	Akyab								2,303	1,757	119	44	1	25	1	487	
2	Hill Dist. of Arakan																
3	Kyaukpyu								17	7	6	1		1		4	
4	Sandoway								599	430	41	3	2	17	2	58	
	Pegu Division								6,383	4,339	275	37	1	143	11	1,769	
5	Rangoon Town								117	104						13	
6	Insein								1,372	970	81	10		11	1	391	
7	Hanthawaddy								1,266	763	57	6	1	40	1	446	
8	Tharrawaddy								1,114	918	22	6		34		174	
9	Pegu								1,873	1,287	78	13		52	9	508	
10	Prome								641	297	37	2		6		307	
	Irrawaddy Division								2,433	1,556	247	28	2	54	4	630	
11	Bassein								591	311	76	6	1	24	1	274	
12	Henzada								813	593	57	10		17		163	
13	Myaungmya								376	268	58	12	1	6	3	110	
14	Ma-ubin								221	172	14			7		34	
15	Pyapön								432	271	42					119	
	Tenasserim Division	75						75	4,411	2,620	321	27		26	5	1,470	
16	Toungoo	10						10	1,004	627	41	20		5		336	
17	Safween								170	83	16	1		2		71	
18	Thatön								1,269	539	95	4		10	2	635	
19	Amherst	65						65	1,597	1,064	156			3	3	377	
20	Tavoy								222	240	8	2		6		34	
21	Mergui								89	67	5					17	
	Magwe Division	21	16				1	5	2,043	1,033	393	27	12	55	40	617	
22	Thayetmyo								278	124	45	1		4	5	109	
23	Pakökkü	15	15						965	520	184	17	4	23	11	261	
24	Minbu	4	1				1	3	540	251	127	6	7	24	22	162	
25	Magwe								260	138	37	3	1	4	2	85	
26	Pakökkü Hill Tracts	2						2									
	Mandalay Division	306	269		7		1	37	1,276	627	85	3		31	6	564	
27	Mandalay	109	73					36	795	327	69			21	1	406	
	Mandalay City	78	42					36	195	85	32					78	
28	Bhamo	6	6						189	114	14			7	5	61	
29	Myitkyina	108	108		7		1		297	127	1					79	
30	Katha	1						1	84	65	1	3		3		18	
31	Putao	82	82						1	1							
	Sagaing Division	46	34					12	3,171	1,859	494	37	7	58	59	818	
32	Shwebo	4	4						324	162	67		2	13	9	95	
33	Sagaing	5	1					4	1,534	886	224	24	5	28	16	424	
34	Lower Chindwin	19	14					5	636	302	169	7		9	85	165	
35	Upper Chindwin								652	509	34	6		8		109	
36	Chin Hills	18	15					3	25							25	
	Meiktila Division	33	16	1	1		1	16	4,343	2,027	716	42	12	113	39	1,608	
37	Kyaüksè	2	1					1	1,139	489	82	12		32		588	
38	Meiktila	2	2				1		1,263	631	199	16	11	41	23	433	
39	Yam'thin	6	1					5	887	470	102	10		23	3	315	
40	Myingyan	23	12	1	1			10	1,054	437	333	4	1	17	13	284	
	Eastern States	155	47	41	2	3	9	67	4,227	2,753	500	108	26	131	22	1,034	
41	Northern Shan States	97	20	17			8	60	2,606	1,673	395	32	4	77	12	628	
42	Southern Shan States	58	27	24	2	3	1	7	1,679	1,080	195	76	22	54	10	404	
43	Karenni								2							2	

Order 11a.—Exploitation

Group 17.—Fishing and pearling.

DISTRICT OR STATE.		Total Workers and Dependents.	WORKERS.						DEPENDENTS.
			Total Workers.		Workers with an agricultural or other subsidiary occupation.				
					Agricultural.		Other.		
			Males.	Females.	Males.	Females.	Males.	Females.	
1	2	3	4	5	6	7	8	9	
Serial No.	Provincial Total ...	157,855	52,462	16,790	1,384	311	2,642	665	88,603
	Divisional Burma ...	153,120	50,681	16,667	1,275	293	2,442	651	85,772
	Arakan Division ...	10,842	3,638	1,025	246	101	392	43	6,179
1	Akyab ...	3,169	1,289	342	49	17	42	14	1,568
2	Hill Dist. of Arakan ...	1	1
3	Kyaukpyu ...	5,278	1,562	506	117	51	3,210
4	Sandoway ...	2,394	787	177	80	44	107	22	1,430
	Pegu Division ...	16,208	5,998	1,828	211	36	90	7	8,322
5	Rangoon Town ...	391	298	13	...	51	421	83	80
6	Insein ...	1,595	551	170	874
7	Hanthawaddy ...	2,342	1,138	318	...	2	50	5	886
8	Tharrawaddy ...	6,545	2,073	876	14	27	35	11	3,596
9	Pegu ...	3,856	1,459	297	163	41	49	13	2,100
10	Prome ...	1,479	479	154	29	18	49	19	846
	Irrawaddy Division ...	52,425	17,092	8,869	278	97	466	265	26,464
11	Bassein ...	7,850	2,431	1,088	47	55	159	124	4,328
12	Henzada ...	6,244	1,928	745	61	16	90	37	3,571
13	Myaungmya ...	6,383	2,154	1,082	84	31	61	10	3,147
14	Ma-ubin ...	23,766	7,834	4,731	40	208	113	88	11,001
15	Pyapön ...	8,182	2,742	1,223	40	13	43	6	4,217
	Tenasserim Division ...	38,799	11,992	2,278	221	71	348	27	24,529
16	Toungoo ...	1,875	570	169	...	12	78	6	1,136
17	Salween ...	32	22	10
18	Thatön ...	3,634	1,364	354	16	27	1,916
19	Amherst ...	3,400	1,378	152	...	83	24	7	1,960
20	Tavoy ...	8,227	2,429	928	133	53	5	4	4,930
21	Mergui ...	21,421	6,229	675	72	240	134	10	14,577
	Magwe Division ...	9,642	3,207	1,126	35	67	116	37	5,209
22	Thayetmyo ...	1,856	664	100	2	9	31	4	1,092
23	Pakökkü ...	3,466	1,071	392	3	233	39	6	2,003
24	Minbu ...	1,860	701	369	21	520	42	26	790
25	Magwe ...	2,400	871	265	9	251	4	1	1,324
26	Pakökkü Hill Tracts	138
	Mandalay Division ...	10,698	3,863	619	94	...	341	59	6,216
27	Mandalay ...	5,232	1,760	195	44	4	67	31	3,177
28	Mandalay City ...	752	242	20	15	...	490
29	Bhamo ...	1,757	880	79	35	27	798
30	Myitkijina ...	859	325	64	...	85	71	6	470
31	Katha ...	2,850	898	181	15	114	1,771
	Sagaing Division ...	9,507	3,298	472	171	5,737
32	Shwebo ...	724	233	107	3	35	369	124	384
33	Sagaing ...	4,724	1,647	102	115	162	33	39	2,975
34	Lower Chindwin ...	1,924	667	77	11	...	126	60	1,180
35	Upper Chindwin ...	2,135	751	186	42	886	5	10	1,198
36	Chin Hills	302	30	75	15	...
	Meiktila Division ...	4,999	1,493	450	19	3,056
37	Kyaukse ...	684	207	49	8	...	52	13	428
38	Meiktila ...	780	169	86	2	1,027	19	3	531
39	Yamethin ...	564	187	154	...	480	14	1	223
40	Myingyan ...	2,971	930	107	9	631	5	3	1,274
	Eastern States ...	4,735	1,781	123	109	437	14	6	2,421
41	Northern Shan States ...	308	128	7	5	...	200	14	173
42	Southern Shan States ...	4,322	1,634	111	104	753	14	1	2,637
43	Karenni ...	45	19	5	...	673	186	13	21

PART III.—Details by districts—contd.

Group 22c.—Other minerals not soluble in water (lime-stone, laterite, etc.).									Order V.—Minerals soluble in water.										Group 24.*	Serial No. of District, etc. (column 1).
Total Workers and Dependents.	WORKERS.							DEPENDENTS.	Total Workers and Dependents.	WORKERS.							DEPENDENTS.	Total.		
	Total Workers.		Workers with an agricultural or other subsidiary occupation.				Total Workers.			Workers with an agricultural or other subsidiary occupation.										
	Males.	Females.	Agricultural.		Other.		Males.			Females.	Agricultural.		Other.							
18	19	20	21	22	23	24	25	26	27	28	29	30	31	32	33	34				
6,124	3,368	749	38	4	53	12	2,007	3,962	1,545	419	83	9	47	20	1,998	...				
6,008	3,278	749	38	4	53	12	1,981	3,961	1,545	419	83	9	47	20	1,997	...				
5	5	59	15	20	4	1	24	...				
5	5				
...	30	12	10	4	1	8	...				
...	29	3	10	16	...				
454	283	13	158	117	59	...	1	58	...				
268	148	11	109	4	...				
3	1	2	113	59	...	1	54	...				
17	15				
...				
166	119	2	45				
158	115	22	21	686	222	43	25	2	7	...	421	...				
131	101	20	10	533	184	35	25	2	4	...	314	...				
27	14	2	11				
...	153	38	8	3	...	107	...				
...				
...				
1,086	493	149	5	1	3	1	444	2,492	1,116	135	34	2	18	2	1,241	...				
105	41	32	1				
...				
731	383	62	2	...	1	...	286	6	6	...				
178	61	7	3	110	1,621	760	80	20	...	6	2	781	...				
71	8	48	...	1	15	418	132	18	11	2	9	...	268	...				
1	1	447	224	37	3	...	3	...	186	...				
385	193	51	1	...	21	1	141	9	2	3	4	...				
243	83	45	21	...	115				
4	...	4	9	2	3	4	...				
57	29	2	1	26				
81	81	...	1				
...				
2790	1,671	290	15	3	21	4	829	104	28	26	6	8	50	...				
1,892	814	290	12	3	10	4	788	4	1	3	...				
632	345	136	151	4	1	3	...				
3	3				
895	854	...	3	...	11	...	41	26	13	10	4	2	3	...				
...	74	14	16	2	6	44	...				
...				
509	187	89	17	...	5	6	233	474	103	177	23	5	12	6	194	...				
50	2	24	5	24	64	26	19	33	...				
274	115	43	8	...	2	...	116	203	23	78	4	5	2	...	102	...				
147	51	28	5	...	1	1	74	198	54	85	5	6	59	...				
38	19	...	4	...	2	...	19	9	...	9				
...				
621	336	135	3	...	150	20	...	15	3	5	...				
1	...	1				
49	49	1				
556	281	126	1	...	149				
15	6	8	1	...	1	20	...	15	3	5	...				
...				
116	90	26	1	2	...				
115	89	26				
1	1	1	1	...				
...				

* Saltpetre, alum and other substances soluble in water.

Serial No.	DISTRICT OR STATE.	Group 30.—Work with other fibres.					Groups 31, 32 and 33†	Group 34.—Silk spinning.								
		Total Workers and Dependents.	WORKERS.*		DEPENDENTS.	Total.		Total Workers and Dependents.	WORKERS.							
			Males.	Females.					Total Workers.		Workers with an agricultural or other subsidiary occupation.				DEPENDENTS.	
									Males.	Females.	Agricultural.		Other.			
											Males.	Females.	Males.	Females.		
1	2	3	4	5	6	7	8	9	10	11	12	13	14			
	Provincial Total	61	23	1	37	...	926	83	490	1	3	353		
	Divisional Burma	61	23	1	37	...	926	83	490	1	3	353		
	Arakan Division	1	1		
1	Akyab		
2	Hill Dist. of Arakan		
3	Kyaukpyu	1	1		
4	Sandoway		
	Pegu Division	523	...	298	3	225		
5	Rangoon Town		
6	Insein		
7	Hanthawaddy		
8	Tharrawaddy		
9	Pegu		
10	Prome	523	...	298	3	225		
	Irrawaddy Division	28	...	1	27		
11	Bassein		
12	Henzada		
13	Myaungmya		
14	Maubin	28	...	1	27		
15	Pyapôn		
	Tenasserim Division	2	2		
16	Toungoo		
17	Salween		
18	Thaïtôn		
19	Amherst	2	2		
20	Tavoy		
21	Mergui		
	Magwe Division	32	22	...	10		
22	Thayetmyo		
23	Pakôkku		
24	Minbu	32	22	...	10		
25	Magwe		
26	Pakôkku Hill Tracts		
	Mandalay Division	323	69	136	118		
27	Mandalay	323	69	136	118		
	Mandalay City	312	64	136	112		
28	Bhamo		
29	Myitkyina		
30	Katha		
31	Putao		
	Sagaing Division	77	11	56	1	...	10		
32	Shwebo	5	1	...	10		
33	Sagaing	72	6	56		
34	Lower Chindwin		
35	Upper Chindwin		
36	Chin Hills		
	Meiktila Division	1	1		
37	Kyaukse	1	1		
38	Meiktila		
39	Yamèthin		
40	Myingyan		
	Eastern States		
41	Northern Shan States		
42	Southern Shan States		
43	Karenni		

* All without subsidiary occupations except one male in Kyaukpyu District with a non-agricultural subsidiary occupation.

† Groups 31, 32 and 33 relate to the carding, spinning and weaving of wool.

PART III.—Details by districts—contd.

Textiles—concluded.

Total Workers and Dependents.	Group 35.—Silk weaving.								Total (an Males).	Group 37.—Dyeing, bleaching, printing, preparation and sponging of textiles.								Serial No. of District, etc. (column 1).
	WORKERS,						DEPENDENTS.	Total Workers and Dependents.		WORKERS,						DEPENDENTS.		
	Total Workers.		Workers with an agricultural or other subsidiary occupation.							Total Workers.	Total Workers.		Workers with an agricultural or other subsidiary occupation.					
	Males.	Females.	Agricultural.		Other.						Males.	Females.	Agricultural.		Other.			
16	17	18	19	20	21	22	23	24	25	26	27	28	29	30	31			
29,436	2,936	18,041	20	510	185	764	8,459	3	3,956	1,029	2,017	6	46	32	121	910		
29,418	2,936	18,023	20	510	185	764	8,459	3	3,931	1,018	2,014	6	46	32	121	899		
2	2	...	17	5	8	1	4		
2	2	...	3	3		
2	2	...	3	3		
...	14	2	8	1	4		
...		
9,951	317	6,720	9	287	15	174	2,914	3	105	64	4	1	...	37		
3	1	13	13		
1	2		
...	68	37	1	...	31		
...	20	14	6		
9,947	317	6,720	9	287	15	174	2,910	...	4	...	4	10		
13	1	9	8	3	...	51	22	29		
...	43	22	21		
...	7	7		
13	1	9	8	3	...	1	1		
...		
...		
955	6	718	...	11	...	56	231	...	77	51	3	...	26		
...		
...		
...	77	51	3	...	26		
...		
722	5	647	...	11	...	56	70		
233	1	71	161		
...		
435	...	425	...	1	...	13	10	...	139	33	38	2	68		
...	39	31	8		
435	...	425	...	1	...	13	10	...	88	...	32	56		
...	6	...	6		
...	6	2	4		
...		
...		
15,320	2,558	8,049	9	42	165	354	4,713	...	3,135	744	1,929	3	46	21	117	462		
1,5315	2,556	8,048	9	41	165	354	4,711	...	3,106	731	1,921	3	46	21	116	454		
4,025	285	2,598	8	...	1,147	...	225	52	173		
1	1	1		
1	1	2	...	1	1		
3	...	1	...	1	27	13	7	1	7		
...		
2,650	53	2,077	2	169	5	159	520	...	187	67	11	3	...	5	...	109		
2,532	39	1,988	2	169	5	159	505	...	69	28	8	1	...	33		
50	14	25	11	...	3	...	3		
...	112	38	...	3	...	4	...	74		
68	...	64	4	...	3	1	2		
...		
...		
92	1	25	66	...	220	32	24	2	1	164		
...	36	1	5	30		
15	1	4	10	...	86	31	2	...	55		
77	...	21	56	...	78	...	17	1	61		
...	90	...	2	18		
...		
18	...	18	25	11	3	11		
...	22	11	11		
18	...	18	3	...	3	42		
...		

† Group 36.—Textile work using hair, and Group 38.—Other textile industries. Only male workers without subsidiary occupations.

		Order VII.—Hides, feathers, bristles and hard materials from the animal												
		Group 39.—Tanners, curriers, leather dressers, leather dyers, etc.				Group 40.—Makers of leather articles other than articles of dress.								
DISTRICT OR STATE.		Total Workers and Dependents.	WORKERS. (All without subsidiary occupation.)		DEPENDENTS.	Total Workers and Dependents.	WORKERS.						DEPENDENTS.	Total.
							Total Workers.		Workers with an agricultural or other subsidiary occupation.					
			Males.	Females.			Males.	Females.	Agricultural.		Other.			
Serial No.	1	2	3	4	5	6	7	8	9	10	11	12	13	14
	Provincial Total ..	193	118	2	73	750	349	50	1	5	351	...
	Divisional Burma ...	193	118	2	73	748	349	50	1	5	349	...
	Arakan Division
1	Akyab
2	Hill Dist. of Arakan
3	Kyaukpyu
4	Sandoway
	Pegu Division ..	59	57	...	2	67	32	11	24	...
5	Rangoon Town ..	2	2	47	27	2	18	...
6	Insein ..	57	57	13	1	9	3	...
7	Hanthawaddy
8	Tharrawaddy	3	3	...
9	Pegu	2	2
10	Prome	2	2
	Irrawaddy Division
11	Bassein
12	Henzada
13	Myaungmya
14	Maubin
15	Pyapôn
	Tenasserim Division	18	5	...	13	7	1	3	1	3	...
16	Toungoo
17	Salween
18	Thatôn
19	Amherst ...	7	2	...	5
20	Tavoy ...	8	3	...	5	7	1	3	1	3	...
21	Mergui ...	3	3
	Magwe Division	1	1	17	5	12	...
22	Thayetmyo
23	Pakôkku ...	1	1	8	8	...
24	Minbu	9	5	4	...
25	Magwe
26	Pakôkku Hill Tracts
	Mandalay Division	65	15	1	49	162	107	55	...
27	Mandalay ...	64	15	...	40	154	99	55	...
	Mandalay City	54	3	...	49	151	96	55	...
28	Bhamo ...	1	...	1	...	8	8
29	Myitkyina
30	Katha
31	Putao
	Sagaing Division	3	1	...	2	492	202	36	1	4	254	...
32	Shwebo
33	Sagaing ...	1	1	6	3	3	...
34	Lower Chindwin ...	2	1	...	1	486	199	36	1	4	251	...
35	Upper Chindwin
36	Chin Hills
	Meiktila Division	47	39	1	7	3	2	1	...
37	Kyaukse ...	28	25	...	3
38	Meiktila ...	15	10	1	4	1	1	...
39	Yamèthin ...	4	4	2	2
40	Myingyan
	Eastern States	2	2	...
41	Northern Shan States
42	Southern Shan States	2	2	...
43	Karenni

* Curriers and persons occupied with feathers or bristles; brush makers.

PART III.—Details by districts—contd.

kingdom.				Order VIII.—Wood.																		Serial No. of District, etc. (column 1).
Group 42.—Workers in bone, ivory, horn, shell, etc. (except button-makers).				Group 43.—Sawyers.									Group 44.—Carpenters, turners, joiners, etc.									
Total Workers and Dependents.	WORKERS. (All without subsidiary occupation.)		DEPENDENTS.	Total Workers and Dependents.	WORKERS.						DEPENDENTS.	Total Workers and Dependents.	WORKERS.						DEPENDENTS.			
	Males.	Females.			Total Workers.	Workers with an agricultural or other subsidiary occupation.		Other.		Total Workers.			Workers with an agricultural or other subsidiary occupation.		Other.							
16	16	17	18	19	20	21	22	23	24	25	26	27	28	29	30	31	32	33	34	35		
124	70	1	53	60,040	25,737	1,685	487	21	899	38	32,618	90,969	36,399	2,283	612	46	1,235	76	52,287			
68	17	1	50	58,706	25,156	1,661	467	20	865	38	31,889	84,596	33,371	2,147	486	31	1,147	65	49,078			
2	...	1	1	1,424	505	40	29	3	39	1	879	3,057	1,553	27	21	...	33	1	1,477			
...	597	242	30	15	...	9	...	325	1,805	1,103	16	5	...	6	...	746	1		
...	18	2	
...	...	1	1	163	49	10	3	3	4	1	104	567	202	7	7	...	10	...	358	3		
...	664	214	...	11	...	26	...	450	589	230	4	9	...	17	1	355	4		
42	14	...	28	13,147	7,363	253	37	...	60	2	5,531	27,697	12,839	526	69	12	158	8	14,332			
42	14	...	28	7,207	5,348	28	9	...	5	...	1,831	15,414	8,191	124	3	...	8	...	7,999	5		
...	697	303	43	6	...	5	1	351	2,353	968	76	2	1	17	...	1,009	6		
...	1,035	198	110	4	...	1	1	727	2,886	1,159	20	8	...	19	...	1,707	7		
...	1,788	582	19	2	...	16	...	1,187	2,306	821	1	35	...	44	...	1,484	8		
...	1,328	496	19	13	...	18	...	813	2,680	978	2	14	...	41	...	1,700	9		
...	1,092	436	34	3	...	15	...	622	2,058	722	303	7	11	29	8	1,933	10		
...	6,381	2,400	237	47	...	102	13	3,744	8,373	3,009	109	60	1	139	2	5,255			
...	1,786	666	49	11	...	34	3	1,071	1,906	794	4	10	...	44	...	1,108	11		
...	1,351	505	47	19	...	21	10	799	2,144	749	1	26	1	38	...	1,594	12		
...	1,772	626	85	12	...	36	...	1,061	919	316	26	4	...	21	...	577	13		
...	805	354	33	2	...	9	...	418	1,846	611	58	11	...	27	2	1,174	14		
...	667	249	23	3	...	2	...	395	1,558	536	20	9	...	9	...	1,002	15		
21	21	15,604	6,565	322	140	8	111	11	8,717	13,271	4,600	116	71	6	125	5	8,555			
...	3,231	1,118	132	6	5	24	2	1,981	2,438	881	27	7	...	24	...	1,530	16		
...	95	36	2	1	...	1	...	57	150	60	...	1	...	2	...	90	17		
...	1,620	411	64	...	14	5	1,145	1,806	596	60	7	6	...	6	...	1,150	18		
...	21	7,636	3,959	100	53	2	3	3	3,576	5,254	1,703	21	32	...	3	1	3,470	19		
...	1,808	664	20	80	1	55	1	1,124	1,913	744	4	24	...	39	...	1,191	20		
...	1,215	377	4	14	...	834	1,680	556	4	21	...	1,120	21		
...	6,459	2,266	123	57	5	189	3	4,070	8,466	3,176	300	55	5	223	14	4,990			
...	1,141	380	10	8	3	22	...	751	1,119	351	3	15	...	765	22		
...	3,406	1,095	62	6	...	111	...	2,249	3,624	1,153	87	12	1	154	7	2,884	23		
...	850	323	5	32	2	38	8	522	1,589	588	163	25	2	48	6	838	24		
...	1,059	465	46	11	...	18	1	548	2,132	1,083	47	18	2	6	1	1,002	25		
...	3	3	1	1	26		
3	3	4,661	2,162	245	21	...	60	2	2,254	8,082	2,913	243	24	...	137	3	4,926			
3	3	3,269	1,436	227	4	...	9	...	1,606	6,138	2,131	139	9	...	60	...	3,868	27		
3	3	2,558	1,197	213	1,148	4,038	1,338	103	2	...	2,597	28		
...	581	292	7	1	...	28	...	222	602	239	70	8	...	30	1	293	28		
...	310	179	2	1	...	4	...	129	403	214	5	3	...	13	...	184	29		
...	500	254	9	15	...	19	2	237	926	317	29	4	...	34	2	580	30		
...	1	1	13	1	31		
...	6,110	2,064	292	98	1	175	5	3,754	9,024	3,217	314	152	4	235	11	5,493			
...	1,512	624	43	47	1	56	...	815	1,349	507	49	4	...	28	...	793	32		
...	1,199	394	12	20	...	38	...	793	2,601	1,054	33	92	1	69	8	1,514	33		
...	2,084	610	218	15	...	42	...	1,256	4,126	1,258	230	43	3	71	3	2,638	34		
...	1,291	426	19	16	...	39	5	846	899	378	8	13	...	67	...	519	35		
...	24	10	14	49	20	29	36		
...	4,920	1,831	149	38	3	129	1	2,940	6,626	2,064	512	34	3	97	21	4,050			
...	202	60	1	...	148	1,266	489	3	22	...	26	...	874	37		
...	516	190	45	2	...	30	...	281	2,059	485	296	6	3	29	16	1,278	38		
...	3,667	1,405	45	36	...	93	1	2,217	2,168	665	209	4	...	22	5	1,294	39		
...	535	176	59	...	3	5	...	300	1,033	425	4	...	20	604	40		
56	53	...	3	1,334	581	24	20	1	34	...	729	6,373	3,028	136	126	15	88	11	3,209	41		
56	53	...	3	1,099	504	24	18	1	28	...	571	1,843	693	114	19	15	25	11	1,036	42		
...	206	69	...	2	...	6	...	137	4,259	2,236	17	107	...	63	...	2,006	43		
...	29	8	21	271	99	5	167	43		

Order IX.—

Serial No.	DISTRICT OR STATE.	Group 46.—Smelting, casting, forging, and rolling of iron.				Group 47.—Makers of guns and other arms.			Group 48.—Other workers in iron and makers of articles consisting principally exclusively of iron.								DEPENDENTS.
		Total Workers and Dependents.	WORKERS.*		DEPENDENTS.	Total Workers and Dependents.	WORKERS.†		Total Workers and Dependents.	WORKERS.							
			Males.	Females.			Males.	DEPENDENTS.		Total Workers.		Workers with an agricultural or other subsidiary occupation.					
										Males.	Females.	Agricultural.		Other.			
2	3	4	5	6	7	8	9	10	11	12	13	14	15	16			
	Provincial Total	798	442	*10	346	150	84	66	32,053	12,394	745	278	25	562	44	18,914	
	Divisional Burma	798	442	*10	346	150	84	66	29,577	11,406	689	206	22	397	41	17,482	
	Arakan Division	866	505	8	6	...	8	1	353	
1	Akyab	523	392	3	...	131	
2	Hill Dist. of Arakan	6	6	
3	Kyaukpju	195	51	8	6	...	4	1	136	
4	Sandoway	142	56	1	...	86	
	Pegu Division	660	401	1	258	149	†84	65	6,909	2,937	103	36	1	76	6	3,869	
5	Rangoon Town	660	401	1	258	149	†84	65	1,966	1,067	9	2	890	
6	Insein	841	366	41	3	...	17	3	434	
7	Hanthawaddy	774	393	...	6	...	15	...	381	
8	Tharrawaddy	1,090	333	23	5	...	19	...	731	
9	Pegu	1,230	417	1	11	...	13	...	812	
10	Prome	1,008	361	29	9	1	12	3	618	
	Irrawaddy Division	82	...	*9	73	4,519	1,582	123	29	5	42	9	2,814	
11	Bassein	1,081	375	25	4	...	10	3	621	
12	Henzada	82	...	*9	73	1,359	388	20	6	3	11	4	811	
13	Myaungmya	1,022	404	42	9	1	15	2	570	
14	Maubin	644	233	36	8	1	3	...	375	
15	Pyapön	573	182	...	2	...	3	...	391	
	Tenasserim Division	1	...	1	5,022	1,805	33	30	2	59	3	3,184	
16	Teungoo	1	...	1	886	361	10	...	1	18	1	515	
17	Salween	61	22	2	4	...	37	
18	Thaon	1,633	477	5	12	...	13	1	1,151	
19	Amherst	1,923	737	14	10	1	20	1	1,152	
20	Tavoy	342	136	...	7	...	4	...	206	
21	Mergui	197	72	2	123	
	Magwe Division	3	1	...	2	3,865	1,416	122	34	5	88	9	2,327	
22	Thayctmyo	2	2	698	246	28	6	2	21	4	414	
23	Pakökku	1,509	539	16	9	...	47	...	1,035	
24	Minbu	727	273	39	13	2	13	4	475	
25	Magwe	1	1	788	356	39	6	...	7	1	393	
26	Pakökku Hill Tracts	2	2	
	Mandalay Division	51	39	...	12	2,645	1,268	81	14	1	27	1	1,296	
27	Mandalay	49	39	...	10	1,900	878	42	8	...	4	...	980	
28	Mandalay City	49	39	...	10	1,314	547	3	1	...	764	
29	Bhamo	152	102	3	3	...	47	
30	Myitkyina	156	111	1	3	...	9	...	44	
31	Katha	435	176	35	3	1	11	1	224	
32	Putao	2	1	1	
	Sagaing Division	1	1	1,897	711	56	33	5	47	2	1,130	
34	Shwebo	1	1	665	249	44	13	4	12	...	372	
33	Sagaing	209	9	210	
34	Lower Chindwin	714	346	9	12	1	24	1	359	
35	Upper Chindwin	289	101	2	4	...	11	...	186	
36	Chin Hills	20	6	1	4	1	13	
	Meiktila Division	1	1	3,854	1,182	163	24	3	50	10	2,509	
37	Kyaukse	477	163	21	5	...	9	...	293	
38	Meiktila	606	193	7	...	413	
39	Yanethin	1,634	476	12	3	1	22	1	1,146	
40	Myingyan	1	1	1,137	350	130	16	2	12	9	657	
	Eastern States	2,476	988	56	72	3	165	3	1,432	
41	Northern Shan States	667	344	25	5	1	13	...	298	
42	Southern Shan States	1,760	624	29	67	2	152	3	1,107	
43	Karenni	49	20	2	27	

* Two females in Henzada district have a non-agricultural subsidiary occupation, all other workers have no subsidiary occupation.
† All males and all without subsidiary occupation except one with a non-agricultural subsidiary occupation.

RT III.—Details by districts—contd.

Total Workers and Depen- dents.	Group 49.—All workers in brass, copper and bell-metal.							Group 50.—All workers in other metals except precious metals.							DEPENDENTS.	Serial No. of District, etc. (column 1).		
	WORKERS.						DEPENDENTS.	WORKERS.						DEPENDENTS.				
	Total Workers.		Workers with an agricultural or other subsidiary occupation.					Total Workers and Depen- dents.	Total Workers.		Workers with an agricultural or other subsidiary occupation.						Total Workers and Depen- dents.	
	Males.	Females.	Agricultural.		Other.				Males.	Females.	Agricultural.		Other.					
18	19	20	21	22	23	24	25	26	27	28	29	30	31	32				
2,508	1,120	143	25	..	17	...	1,245	6,233	2,648	137	18	2	60	...	3,448			
2,344	1,053	140	24	...	13	...	1,151	6,075	2,570	136	17	2	58	...	3,369			
7	3	4	272	120	6	5	...	146			
7	3	4	203	99	3	...	104			
...			
...	14	8	5			
...	55	13	1	2	...	41			
653	344	2	12	...	7	...	307	2,204	1,092	30	7	1	16	...	1,082			
339	117	1	221	1,372	781	5	3	...	586			
34	1	33	107	34	9	1	...	64			
182	165	17	238	79	3	1	1	5	...	156			
...	142	70	2	1	...	70			
10	7	3	155	58	4	6	...	3	...	93			
68	54	1	12	...	7	...	33	190	70	7	3	...	113			
112	53	6	1	...	53	662	237	21	...	1	5	...	404			
49	27	2	1	...	20	110	31	8	4	...	71			
32	8	1	23	240	88	3	...	1	149			
23	14	2	7	99	39	6	54			
5	2	1	2	106	32	4	1	...	70			
3	2	1	107	47	60			
114	90	4	12	20	1,159	411	29	7	...	11	...	719			
7	2	1	4	217	82	1	2	...	135			
...	1	1			
5	2	1	2	187	59	2	3	...	126			
92	83	...	12	9	357	107	16	2	234			
4	1	3	295	131	7	4	...	6	...	158			
6	2	2	101	31	4	66			
186	94	3	3	...	89	436	193	17	1	...	5	...	226			
14	3	1	10	55	15	1	...	40			
152	72	1	3	...	79	217	84	15	118			
1	...	1	75	36	2	4	...	37			
19	19	89	58	...	1	31			
...			
241	116	9	116	598	251	16	2	...	331			
234	112	9	113	479	207	13	1	...	259			
224	109	9	106	429	185	13	234			
1	1	27	10	1	11			
2	2	17	10	1	1	...	6			
4	1	3	75	24	1	50			
...			
475	176	15	2	...	284	299	137	1	1	...	8	...	161			
9	8	1	98	36	62			
187	12	4	1	...	111	75	36	1	...	39			
339	156	11	1	...	172	83	43	3	...	40			
...	43	12	1	1	...	4	...	20			
...			
556	177	101	278	445	129	16	1	...	6	...	300			
...	62	26	3	1	...	33			
11	9	2	97	31	8	58			
540	163	101	276	134	31	103			
5	5	152	41	5	1	...	5	...	106			
164	67	3	1	...	4	...	94	158	78	1	1	...	2	...	79			
154	57	3	1	...	4	...	94	107	56	1	2	...	50			
...	46	20	...	1	26			
10	10	5	2	3			

Ceramics.

Total Workers and Depen- dents	Group 54.—Makers of porcelain and crockery.				Group 55.—Potters and earthen pipe and bowl makers.										Group 56.—Brick and tile makers.										Group 57.† Total.	Serial No. of District, etc. (column 1).
	WORKERS.*		DEPENDENTS.	Total Workers and Depen- dents.	WORKERS.										Total Workers.		WORKERS.						DEPENDENTS.			
	Males.	Females.			Total Workers.		Workers with an agricultural or other subsidiary occupation.				Total Workers.	Males.	Females.	Workers with an agricultural or other subsidiary occupation.		Total Workers.	Agricultural.		Other.							
					Males.	Females.	Males.	Females.	Males.	Females.				Males.	Females.		Males.	Females.								
					19	20	21	22	23	24				25	26		27	28	29	30	31	32		33		
22	5	6	11	17,055	3,129	7,628	83	173	154	370	6,298	12,629	6,517	1,872	62	15	108			4,240	...					
6	5	1	...	16,940	3,092	7,574	80	173	149	366	6,274	12,521	6,417	1,871	52	15	108	30		4,233	...					
...	1,514	385	516	11	3	15	12	613	219	134	2	13	...	2	...	83	...	1					
...	1,309	327	447	9	...	9	...	535	196	122	2	12	...	2	...	72	...	2					
...	14	8	1	1	...	5	22	12	10	...	3					
...	191	50	68	2	3	5	12	73	1	1	1	...	4					
...	3,138	673	1,021	28	17	34	37	1,444	5,349	3,472	404	10	...	45	...	1,473	...	5					
...	102	84	7	11	830	694	24	...	1	...	112	6					
...	47	2	21	24	2,309	1,653	158	...	29	...	498	7					
...	512	153	95	1	...	1	...	264	605	301	36	4	...	1	...	268	...	8					
...	501	10	237	...	1	8	2	254	569	398	6	...	3	...	165	9					
...	1,305	308	336	16	3	10	4	661	437	174	95	...	4	...	168	10					
...	671	116	325	11	13	15	31	230	599	252	85	6	...	7	...	262					
...	2,812	458	1,116	10	19	10	31	1,238	999	429	197	6	...	3	1	373					
...	1,044	24	529	...	3	1	15	491	258	152	33	73	11					
...	837	141	305	10	16	6	15	391	152	63	12	5	...	3	...	77	...	12					
...	133	84	4	2	...	45	243	63	99	1	81	13					
...	758	204	272	1	1	282	202	116	49	127	14					
...	40	5	6	29	54	35	4	15	15					
...	1,470	177	774	1	8	5	154	519	1,370	583	132	4	6	5	1	655	...	16					
...	227	5	116	...	4	...	6	106	324	155	27	2	...	2	...	142	...	17					
...	14	5	9	18					
...	699	29	463	...	4	...	144	207	274	110	25	2	...	2	...	139	...	19					
...	257	100	54	1	...	103	391	186	29	6	1	1	176	20					
...	249	38	141	1	...	4	4	70	79	52	3	24	21					
...	24	24	308	80	48	174					
...	2,399	305	1,313	16	66	32	39	781	1,002	548	99	10	...	27	1	355	...	22					
...	301	35	117	2	...	3	...	140	203	134	2	67	23					
...	1,086	104	670	5	53	16	25	312	204	109	14	...	95	24					
...	744	98	441	9	8	9	11	205	438	223	87	5	...	9	1	128	...	25					
...	268	68	85	...	5	4	3	115	157	82	10	5	...	4	...	65	...	26					
...					
...	1,255	232	717	...	2	5	4	306	1,639	590	599	...	8	2	25	450	...	27					
...	856	132	532	3	...	192	1,465	515	522	...	6	2	21	428	...	28					
...	134	43	66	25	995	366	348	...	6	...	19	281	...	29					
...	314	62	158	94	52	40	7	5	30					
...	9	...	7	2	13	4	9	31					
...	76	38	20	...	2	2	4	18	84	6	70	...	2	...	4	8					
...	25					
5	5	1,984	546	868	6	21	29	55	570	987	394	182	9	1	22	2	411	...	32					
2	2	1,069	233	527	1	17	3	25	309	304	159	58	1	...	9	...	87	...	33					
3	3	250	187	...	2	...	4	...	63	238	105	89	7	...	8	...	44	...	34					
...	388	60	201	1	3	8	9	127	410	107	33	1	1	4	2	270	...	35					
...	277	66	140	2	1	14	21	71	35	23	2	10	36					
...					
1	...	1	...	2,368	316	1,249	8	37	19	34	803	956	267	256	2	...	433	...	37					
...	696	79	388	3	2	4	4	229					
...	654	73	431	...	6	8	9	150	310	89	99	122	...	38					
...	341	39	117	...	89	3	3	185	492	111	139	251	...	39					
...	677	125	313	5	...	7	18	239	154	67	27	2	...	60	...	40					
6	5	11	...	115	37	54	3	...	5	4	24	108	100	1	10	7						
...	5	11	...	115	37	54	3	...	5	4	24	86	78	1	10	7						
...	6	6						
...	16	16						

* All without subsidiary occupation except one male in Sagaing district with an agricultural subsidiary occupation.
 † Workers in mosaic, talc, mica, etc., and workers in alabaster other than sculptors.

Order XI.—Manufacture or refining of												
DISTRICT OR STATE.		Group 58.—Matches and explosive materials.			Group 59.—Aerated and mineral waters and ice.			Group 60.—Dyes, paint, ink and pencils.				
		Total Workers and Dependents.	WORKERS.*	DEPENDENTS.	Total Workers and Dependents.	WORKERS.†		DEPENDENTS.	Total Workers and Dependents.	WORKERS. (All without subsidiary occupation.)		DEPENDENTS.
						Males.	Females.			Males.	Females.	
1	2	3	4	5	6	7	8	9	10	11	12	
Serial No.	Provincial Total ...	24	18	6	363	164	10	189	33	7	9	17
	Divisional Burma ...	24	18	6	363	164	10	189	33	7	9	17
	Arakan Division ...	2	2
1	Akyab ...	2	2
2	Hill Dist. of Arakan
3	Kyaukpyu
4	Sandoway
	Pagan Division ...	10	8	2	222	88	8	126	15	6	4	5
5	Sangoon Town	195	80	4	111	6	4	...	2
6	Insein	16	5	4	7	2	2
7	Hanthawaddy
8	Tharrawaddy
9	Pegu	8	...	11	3	...	8	7	...	4	3
10	Prome ...	10	8	2
	Irrawaddy Division ...	8	*5	3	19	9	...	10
11	Bassein	2	1	...	1
12	Henzada ...	8	*5	3	7	6	...	1
13	Myaungmya
14	Ma-ubin
15	Pyapön	10	2	...	8
	Tenasserim Division	28	25	...	3	2	1	...	1
16	Toungoo	5	4	...	1
17	Salween
18	Thatön	3	3
19	Amherst	8	8
20	Javoy	8	8	2	1	...	1
21	Mergui	4	2	...	2
	Magwe Division	23	6	...	17
22	Thayetmyo	3	3
23	Pakökku	11	11
24	Minbu	3	3
25	Magwe	6	3	...	3
26	Pakökku Hill Tracts
	Mandalay Division	55	27	2	26	12	...	5	7
27	Mandalay	47	20	2	25
	Mandalay City	32	5	2	25
28	Bhamo	8	7	...	1	12	...	5	7
29	Myitkyina
30	Katha
31	Putao
	Sagaing Division ...	4	3	1	8	2	...	6
32	Shwebo ...	4	3	1
33	Sagaing	8	2	...	6
34	Lower Chindwin
35	Upper Chindwin
36	Chin Hills
	Meiktila Division	6	5	...	1	4	4
37	Kyaukse
38	Meiktila	6	5	...	1
39	Yamèthin
40	Myingyan	4	4
	Eastern States	2	2
41	Northern Shan States	2	2
42	Southern Shan States
43	Karenni

* All males and all without subsidiary occupation except one in Henzada district with a non-agricultural occupation.

† All without subsidiary occupation except one in Mandalay district with a non-agricultural occupation.

III.—Details by districts—contd.

ical products and analogous substances—continued.

Group 61.—Vegetable oils.								Group 62.—Mineral oils.								DEPENDENTS.	Serial No. of District, etc. (column 1).
Total Workers and Dependents.	WORKERS.						Total Workers and Dependents.	WORKERS.						DEPENDENTS.			
	Total Workers.		Workers with an agricultural or other subsidiary occupation.					Total Workers.		Workers with an agricultural or other subsidiary occupation.							
	Males.	Females.	Agricultural.		Other.			Males.	Females.	Agricultural.		Other.					
13	14	15	16	17	18	19	20	21	22	23	24	25	26	27	28		
7,345	3,130	1,174	42	15	122	54	3,041	11,455	4,957	427	5	2	21	1	6,071	1	
7,071	3,026	1,142	36	15	105	51	2,903	11,450	4,956	427	5	2	20	1	6,067	2	
67	43	3	1	...	1	...	21	36	16	...	2	20	3	
61	41	3	17	30	12	18	4	
...	5
6	2	...	1	...	1	...	4	1	1	6	
1,738	1,257	45	5	6	436	4,287	2,760	60	3	...	5	...	1,467	7	
1,235	1,017	2	216	2,314	1,542	8	1	...	704	8	
74	45	14	15	8	5	3	9	
...	1,674	1,053	24	3	...	4	...	597	10	
134	74	7	5	3	53	55	35	20	11	
23	4	4	15	8	6	12	
272	117	18	3	137	228	125	26	77	13	
65	30	5	1	...	1	...	30	63	53	5	...	10	14	
3	...	3	5	5	11	
55	28	1	1	...	1	...	26	58	48	5	...	10	12	
...	13
5	...	1	4	14
2	2	15
650	264	25	8	5	8	3	361	74	63	1	...	11	16	
243	89	12	...	1	4	1	142	17
7	4	1	...	3	18
43	20	12	...	4	3	2	11	19
258	116	1	4	141	59	55	1	...	4	20	
56	22	...	4	34	15	8	7	21	
43	13	30	22
1,795	556	411	7	1	35	10	828	6,565	1,814	329	...	2	9	1	4,422	23	
438	148	151	136	366	165	9	4	1	198	24	
1,056	345	136	7	...	30	4	575	62	56	2	...	6	25	
114	21	65	...	1	3	6	28	150	55	7	88	26	
187	42	56	89	5,987	1,538	313	...	2	3	...	4,136	27	
...	28
769	275	255	2	...	8	...	339	35	9	26	29	
703	147	252	2	...	3	...	304	32	9	23	30	
286	105	55	1	...	126	9	4	6	31	
20	14	15	32
36	13	3	3	...	20	33
1	1	3	34
...	35
1,395	481	235	13	1	29	11	679	381	239	38	104	36	
9	6	...	1	3	37
201	76	3	3	1	6	...	122	38
1,185	399	232	9	...	23	11	554	10	4	6	39	
...	371	235	38	98	40	
...	41
592	220	163	4	8	18	21	209	9	2	7	42	
10	3	7	43
46	32	...	1	...	2	...	14	2	1	44
12	3	9	4	1	45
521	182	163	3	8	16	21	179	3	46
274	104	32	6	...	17	3	138	5	1	1	...	4	47	
221	76	29	4	...	15	3	116	4	4	48	
53	28	3	2	...	2	...	22	1	1	1	49	
...	50

		Order XI.—Manufacture or refining of chemical products and analogous substa																
		Group 63.—Paper, cardboard and papier maché.								Group 64a.—Soap.					Group 64b.—Perfum			
DISTRICT OR STATE.		Total Workers and Depen- dents.	WORKERS.								Total Workers and Depen- dents.	WORKERS.*			Total Workers and Depen- dents.	WORKERS.†		
Serial No.	1		Total Workers.		Workers with an agricultural or other subsidiary occupation.				DEPENDENTS.	Males.		Females.	DEPENDENTS.	Males.		Females.	Males.	Females.
			Males.	Females.	Agricultural.		Other.											
		2	3	4	5	6	7	8	9	10	11	12	13	14	15	16		
	Provincial Total	332	114	129	2	1	1	13	89	114	30	25	59	616	567	4	45	
	Divisional Burma	219	96	64	2	...	1	3	59	109	25	25	59	614	567	4	43	
	Arakan Division	
1	Akyab	
2	Hill Dist. of Arakan	
3	Kyaukpyu	
4	Sandoway	
	Pegu Division	
5	Rangoon Town	2	2	
6	Insein	2	2	42	9	2	31	59	29	2	28		
7	Hanthawaddy	14	7	...	7	53	24	2	27		
8	Tharrawaddy	7	...	2	5		
9	Pegu	6	5	...	1		
10	Prome	3	1		
	Irrawaddy Division	6	6		
11	Bassein	19	12		
12	Henzada	548	†538	1	9		
13	Myaungmya	547	†538	...	9		
14	Maubin	1	...	1	...		
15	Pyapon		
	Tenasserim Division		
16	Toungoo	5	...	2	3		
17	Salween		
18	Thaton		
19	Amherst	2	2		
20	Tavoy	2	2		
21	Mergui	1	1		
	Magwe Division		
22	Thayetmyo	22	22		
23	Pakokku	9	5	...	4		
24	Minbu	22	22		
25	Magwe	9	5	...	4		
26	Pakokku Hill Tracts		
	Mandalay Division		
27	Mandalay	141	60	47	34	8	6	...	2	7	...	1	6		
	Mandalay City	141	60	47	34	8	6	...	2	7	...	1	6		
28	Bhamo	8	6	...	2	7	...	1	6		
29	Myitkyina	8	6	...	2	7	...	1	6		
30	Katha		
31	Putao		
	Sagaing Division		
32	Shwebo	54	12	17	2	...	1	3	25	3	*13	16		
33	Sagaing	3	1	...	2		
34	Lower Chindwin	54	12	17	2	...	1	3	25	3	1		
35	Upper Chindwin		
36	Chin Hills	7	1	...	7		
	Meiktila Division		
37	Kyaukse	13	2	8	3		
38	Meiktila		
39	Yamethin		
40	Myingyan	1	1		
	Eastern States	4	2	...	2		
41	Northern Shan States	113	18	65	...	1	...	10	30	5	5	...	2		
42	Southern Shan States	113	18	65	...	1	...	10	30	5	5	...	2		
43	Karenni		

* All without subsidiary occupations except 2 females in Sagaing district with non-agricultural subsidiary occupations.
 † 117 males in Bassein district had an agricultural subsidiary occupation; all others had no subsidiary occupation.

RT III.—Details by districts—contd.

—continued.

Total workers and dependents.	Group 70.—Butter, cheese and ghee makers.				Group 71.—Sugar, jaggery and kyantaga makers.								Group 72.—Sweetmeat makers, preparers of jam and condiments, etc.								Serial No. of District, etc. (column 1).
	WORKERS.*		Total Workers and Depen- dents.	DEPENDENTS.	WORKERS.								WORKERS.								
	Males.	Females.			Total Workers.		Workers with an agricultural or other subsidiary occupation.				Total Workers.				Workers with an agricultural or other subsidiary occupation.						
					Males.	Females.	Agricultural.		Other.		Males.	Females.	Agricultural.		Other.						
18	19	20	21	22	23	24	25	26	27	28	29	30	31	32	33	34	35	36	37	38	
86	45	7	34	8,040	748	5,686	13	550	20	563	1,606	20,562	3,217	8,795	44	231	189	453	8,550		
86	45	7	34	8,015	742	5,679	13	550	20	563	1,594	19,627	2,967	8,478	39	221	174	430	8,182		
				12	3						9	3,108	337	1,463	2	25	14	55	1,308		
				12	3						9	1,743	280	705	2		10		758	1	
																				2	
																				3	
												1,358	57	754		25	4	54	547	3	
9	8	1		66	5	8					53	3,269	728	1,104	6	43	9	39	1,437	4	
8	8											896	308	136					392	5	
1		1		1		1						82	65						17	6	
													453	48	161	1			244	7	
				65	5	7					53	876	143	378	1	11	8	23	355	8	
													333	13	176		22	1	144	9	
													629	91	233	4	10	11	285	10	
15	15			71	10	52		4		4	9	3,117	369	1,473	6	19	9	28	1,275	11	
				14	10						4	116	14	60					42	12	
				52		52		4		4		2,205	279	1,055	6	18	9	22	931	13	
				5							5	623	20	345		1		6	252	14	
7	7												41	2	8				31	15	
8	8												72	48	5				19		
1		1		665	197	34		1	4		434	2,971	315	1,352		15	23	35	1,304	16	
				9	5						4	1,088	42	580		4	1	14	466	17	
													98	10	48		5	1	40	18	
				170	50				2		120	152	50	1					101	17	
				407	125	22					860	823	111	356		6	18	5	356	19	
				73	17	9		1	2		47	538	47	304		3		21	187	20	
1		1		6	3						3	272	55	63					154	21	
				325	39	217		5		2	69	276	72	89			4	4	115	22	
												1	1							23	
				95	39						56	8	7						1	24	
				13		13						31	17					1	14	25	
				217		204		5		2	13	236	47	89			3	4	100	26	
5	5			278	246						32	766	277	226			3	18	263	27	
5	5			857	233						84	496	240	104					152	28	
3	3			24							24	437	211	104					122	29	
												32	8	22					2	30	
				80	13						7	17		4					13	31	
				1							1	221	29	96			3	18	65	32	
																				33	
50	14	4	32	3,786	33	3,176	3	400	4	453	577	4,242	775	1,739	24	61	106	208	1,728	34	
8			8	263		218		7		3	21	658	103	320	1			33	235	35	
48	14	4	30	2,077	1	2,076		361		415	506	1,092	193	389	10	35	27	96	510	36	
				1,446	32	858		32		35	556	1,281	317	472	8	10	45	21	492	37	
													1,211	168	558	5	16	26	58	38	
																				39	
6	3	1	2	2,812	209	2,192	10	140	12	104	411	1,878	94	1,032	1	58	6	43	752	40	
4		1	1	2	1						1	1,023	10	584		49	2	22	420	37	
2	1		1	1,033	8	925		86		26	106	374	48	192	1	9	4	10	134	38	
				322	175	11		10		13	136	303	18	136				6	149	39	
				1,455	31	1,250		54		78	168	178	9	180				5	49	40	
				25	6	7					12	935	250	317	5	10	15	28	368	41	
				25	6	7					12	989	245	317	5	10	15	28	360	42	
													12	4					8	43	
													1	1							

* All without subsidiary occupations except 2 males in Sagaing district with an agricultural subsidiary occupation and 1 male each in Sagaing and Kyaukse districts with a non-agricultural subsidiary occupation.

		Order XIII.—Dress							
		Group 77.—Tailors, milliners, dressmakers, darners and embroiderers on linen.							
DISTRICT OR STATE.		Total Workers and Dependents.	WORKERS.						DEPENDENTS.
			Total Workers.		Workers with an agricultural or other subsidiary occupation.				
			Males.	Females.	Agricultural.		Other.		
1	2	3	4	5	6	7	8	9	
Serial No.	Provincial Total ...	64,971	19,466	17,635	215	221	873	652	27,870
	Divisional Burma ...	63,607	19,155	16,993	213	212	863	627	27,459
	Arakan Division ...	1,985	1,090	169	14	2	33	18	726
1	Akyab ...	1,388	809	62	6	...	10	...	427
2	Hill Dist. of Arakan ...	9	2	1	6
3	Kyaukpyu ...	247	87	45	5	1	5	4	115
4	Sandoway ...	341	102	61	3	1	18	14	178
	Pegu Division ...	14,658	4,741	4,232	4	67	56	125	5,685
5	Rangoon Town ...	5,578	2,788	1,013	2	8	1,777
6	Insein ...	1,119	195	645	...	5	14	19	279
7	Hanthawaddy ...	1,717	255	375	...	43	4	18	1,087
8	Tharrawaddy ...	2,040	490	596	...	18	4	23	963
9	Pegu ...	1,681	223	842	3	7	7	32	616
10	Prome ...	2,514	790	761	1	...	25	25	963
	Irrawaddy Division ...	12,308	4,005	2,559	52	26	191	127	5,744
11	Bassein ...	2,877	929	608	13	9	64	36	1,346
12	Henzada ...	3,382	1,146	690	27	9	51	29	1,546
13	Myaungmya ...	2,336	766	493	4	1	38	26	1,077
14	Ma-ubin ...	2,254	688	594	4	6	29	23	972
15	Pyap6n ...	1,459	476	180	4	1	9	13	803
	Tenasserim Division ...	6,449	999	3,021	4	17	26	79	2,429
16	Toungoo ...	1,498	309	622	...	4	9	10	567
17	Sajween ...	55	8	18	...	1	2	3	29
18	That6n ...	1,316	163	684	...	10	4	34	469
19	Amherst ...	2,019	307	956	1	12	756
20	Tavoy ...	1,027	126	543	2	2	9	20	358
21	Mergui ...	534	86	198	2	...	1	...	250
	Magwe Division ...	6,108	1,785	1,430	42	28	177	70	2,893
22	Ihayetmyo ...	918	181	326	...	4	8	11	411
23	Pak6kku ...	1,449	404	279	10	...	58	18	766
24	Minbu ...	1,832	586	396	21	18	73	26	250
25	Magwe ...	1,909	614	429	11	6	38	15	866
26	Pak6kku Hill Tracts
	Mandalay Division ...	7,944	2,045	3,016	3	13	54	30	2,883
27	Mandalay ...	6,485	1,721	2,496	1	...	21	20	2,268
	Mandalay City ...	5,535	1,385	2,318	1,872
28	Bhamo ...	226	31	128	2	64
29	Myitkyina ...	221	56	62	...	2	5	4	103
30	Katha ...	1,008	231	330	2	11	28	23	447
31	Putao ...	4	3	1
	Sagaing Division ...	6,927	2,320	1,779	67	42	205	97	3,428
32	Shwebo ...	1,925	597	376	11	29	39	23	952
33	Sagaing ...	2,575	768	547	26	8	60	50	1,260
34	Lower Chindwin ...	1,620	669	183	13	3	59	15	768
35	Upper Chindwin ...	761	270	72	17	2	47	9	419
36	Chin Hills ...	46	16	1	29
	Meiktila Division ...	7,228	2,170	1,387	27	17	121	72	3,671
37	Kyaukse ...	745	206	177	4	5	17	3	368
38	Meiktila ...	2,135	685	376	11	10	51	19	1,074
39	Yam6thin ...	1,906	538	330	6	2	20	13	1,038
40	Myingyan ...	2,442	741	498	6	...	33	37	1,803
	Eastern States ...	1,364	311	642	2	9	10	25	411
41	Northern Shan States ...	755	156	336	2	9	9	22	263
42	Southern Shan States ...	546	149	266	3	134
43	Karenni ...	63	6	40	1	...	17

and the toilet—continued.

Group 78.—Shoe, boot and sandal makers.								Group 79.—Makers of umbrellas and of other articles pertaining to dress.							
Total Workers and Dependents.	WORKERS.						DEPENDENTS.	Total Workers and Dependents.	WORKERS.						DEPENDENTS.
	Total Workers.		Workers with an agricultural or other subsidiary occupation.						Total Workers.		Workers with an agricultural or other subsidiary occupation.				
	Males.	Females.	Agricultural.		Other.				Males.	Females.	Agricultural.		Other.		
			Males.	Females.	Males.	Females.					Males.	Females.			
10	11	12	13	14	15	16	17	18	19	20	21	22	23	24	25
11,776	5,539	1,162	18	9	76	23	5,075	4,796	2,121	720	4	...	36	10	1,955
11,496	5,415	1,138	16	8	73	22	4,943	4,781	2,130	707	3	...	36	10	1,954
78	51	1	26	165	60	9	3	...	96
53	31	1	21	66	31	35
3	1	2	11
22	19	3	76	19	7	50
2,870	1,720	66	4	...	1,084	879	278	177	6	1	424
2,157	1,310	51	2	...	796	706	212	148	2	1	346
28	14	3	11	18	7	5	6
49	29	3	17	16	8	1	...	8
93	69	5	1	...	19	54	11	24	19
81	35	4	42	29	10	2	...	19
462	263	1	...	199	56	30	1	...	26
524	242	35	1	...	3	...	247	829	385	71	8	2	373
73	55	1	18	684	318	61	8	1	305
303	110	28	3	...	165	84	40	3	41
71	30	3	38	40	13	7	20
31	11	4	16	12	7	5
46	36	10	9	7	15
1,143	656	49	11	2	438	241	51	7	7	1	183
119	49	14	2	56	28	11	17
...
364	198	16	5	...	150	144	38	2	6	1	110
443	274	18	4	...	151	18	2	16
138	68	1	1	...	75	44	4	5	1	...	35
79	73	1	...	6	7	2	5
1,073	379	80	3	...	12	1	614	96	37	13	2	5	46
640	256	39	345	33	5	9	5	19
124	30	8	1	...	86	42	23	2	...	19
237	65	20	3	...	11	...	158	13	1	4	8
72	28	13	1	31	8	8	24
...
2,007	1,206	536	9	...	1,265	1,029	945	369	1	...	605
2,801	1,030	533	9	...	1,238	1,911	942	369	1	...	600
2,570	978	525	8	...	1,167	1,891	936	366	589
46	34	6	3	1	2
19	11	8	4	1	3
47	31	3	13	1	1	30
...
2,056	926	30	12	7	26	18	825	585	353	56	3	...	8	1	176
198	148	11	1	39	125	71	23	3	...	1	...	31
814	379	130	6	3	9	4	305	13	3	10
1,028	391	164	5	4	17	14	473	446	278	33	6	1	135
6	6	1	1	1
10	2	8
843	335	66	...	1	8	1	444	67	11	5	1
110	4	5	101	51
417	176	35	1	...	206	24	3	2	1	...	19
144	73	2	60	36	6	3	27
174	82	24	...	1	7	1	68	7	2	5
289	124	24	2	1	3	1	132	15	1	13	1	1
264	115	24	2	1	3	1	125	1	1
13	7	6	14	1	13	1
3	2	1

Serial No. of District, etc. (column 1).

Order XIII.—Dress and

Serial No.	DISTRICT OR STATE.	Group 80.—Washing, cleaning and dyeing articles of dress.								Group 81.—Barbers, hairdressers, and wig-makers.							
		Total Workers and Depen- dents.	WORKERS.						DEPENDENTS.	Total Workers and Depen- dents.	WORKERS.						DEPENDENTS.
			Total Workers.		Workers with an agricultural or other subsidiary occupation.						Total Workers.		Workers with an agricultural or other subsidiary occupation.				
			Maics.	Females.	Agricultural.		Other.				Maics.	Females.	Agricultural.		Other.		
1	2	3	4	5	6	7	8	9	10	11	12	13	14	15	16	17	
	Provincial Total ...	17,233	8,078	2,311	6	9	47	24	6,844	5,006	3,324	192	1	...	23	...	1,490
	Divisional Burma ...	17,002	7,965	2,264	6	9	47	24	6,773	4,954	2,294	192	1	...	22	...	1,468
	Arakan Division ...	211	163	1	2	...	47	532	340	11	1	...	6	...	181
1	Akyab ...	149	129	1	19	510	318	11	1	...	4	...	181
2	Hill Dist. of Arakan ...	2	2	2	2	2
3	Kyaukpyu ...	13	6	1	...	7	8	8
4	Sandoway ...	47	26	1	...	21	12	12	2
	Pegu Division ...	7,419	3,817	812	...	3	4	3	2,790	1,911	1,421	7	5	...	483
5	Rangoon Town ...	4,387	2,412	372	1	...	1,603	1,384	1,066	1	...	318
6	Insein ...	420	183	46	197	110	82
7	Hanthawaddy ...	547	268	65	...	2	1	1	214	177	131	3	25
8	Tharrawaddy ...	411	210	17	184	168	78	2	...	46
9	Pegu ...	967	432	208	...	1	327	40	4	2	1	...	30
10	Prome ...	681	312	104	2	2	205	83	60	2	1	...	43
	Irrawaddy Division ...	2,253	1,169	270	3	...	8	...	814	495	370	1	3	...	124
11	Bassein ...	619	371	68	1	...	180	232	172	2	...	60
12	Henzada ...	513	214	83	4	...	216	65	40	25
13	Myaungmya ...	411	262	16	1	...	2	...	133	19	13	1	...	3
14	Ma-ubin ...	349	181	63	2	...	1	...	105	89	70	1	18
15	Pyapön ...	361	141	40	180	93	75	18
	Tenasserim Division ...	1,956	792	285	2	...	12	7	879	735	500	19	2	...	216
16	Toungoo ...	461	249	47	1	...	165	150	111	6	37
17	Salween ...	6	3	3	4	3	1
18	Thatön ...	530	197	98	2	...	10	7	235	180	121	6	53
19	Amherst ...	577	172	105	300	306	197	7	2	...	102
20	Tavoy ...	174	88	10	76	58	38	20
21	Mergui ...	208	83	25	1	...	100	31	28	3
	Magwe Division ...	811	454	70	8	2	287	122	86	1	3	...	35
22	Thayetmyo ...	169	40	25	1	1	100	38	25	13
23	Pakökku ...	187	104	7	5	...	76	27	22	3	...	5
24	Minbu ...	205	109	28	1	68	24	4	10
25	Magwe ...	249	198	10	2	...	41	40	34	1	7
26	Pakökku Hill Tracts ...	1	1	1	1	1
	Mandalay Division ...	2,779	931	626	...	6	2	10	1,222	872	399	151	3	...	322
27	Mandalay ...	2,472	840	562	...	6	...	9	1,070	749	322	151	276
	Mandalay City ...	1,901	632	487	782	465	243	67	155
28	Bhamo ...	88	26	22	2	...	40	19	13	6
29	Myitkyina ...	104	40	10	1	54	64	35	1	...	69
30	Katha ...	109	19	32	58	33	22	11
31	Putao ...	6	6	7	7	2
	Sagaing Division ...	651	266	59	1	...	4	...	326	112	74	1	37
32	Shwebo ...	195	65	24	106	25	18	1	6
33	Sagaing ...	278	125	22	1	...	3	...	131	35	20	15
34	Lower Chindwin ...	100	41	11	1	...	50	21	14	7
35	Upper Chindwin ...	55	27	2	26	27	18	9
36	Chin Hills ...	21	8	13	4	4
	Meiktila Division ...	922	373	141	...	7	2	408	175	104	1	70
37	Kyaukse ...	138	62	15	5	...	61	22	16	1	5
38	Meiktila ...	265	102	56	107	41	17	26
39	Yamethin ...	276	119	14	2	...	143	78	52	26
40	Myingyan ...	243	90	56	2	...	97	32	19	13
	Eastern States ...	231	113	47	71	52	30	2	...	2
41	Northern Shan States ...	85	36	19	30	23	11	12
42	Southern Shan States ...	140	76	28	38	27	17	10
43	Karenni ...	4	1	3	2	2

the toilet—concluded.

Order XIV.—Furniture.

Group 82.—Messagers (ahnokthi) and tattooers.

Group 83a.—Cabinet-makers, etc.

Group 83b.—Polishers, carriage-painters, etc.

Group 84.—Upholsters, tent-makers, etc.

Total Workers and Depen- dents.	WORKERS.							DEPENDENTS.	Total Workers and Depen- dents.	WORKERS.*			DEPENDENTS.	Total Workers and Depen- dents.	WORKERS.†			DEPENDENTS.	Total Workers and Depen- dents.	WORKERS. (All without subsidiary occupation).			DEPENDENTS.	Serial No. of District, etc. (column 1).										
	Total Workers.		Workers with an agricultural or other subsidiary occupation.				DEPENDENTS.			Total Workers and Depen- dents.	Males, Females				DEPENDENTS.	Total Workers and Depen- dents.	Males, Females			DEPENDENTS.	Total Workers and Depen- dents.	Males, Females			DEPENDENTS.									
	18	19	20	Agricultural.		Other.					26	27					28					29				30	31	32	33	34	35	36	37	
				Males.	Females.	Males.																												Females.
10,569	2,497	3,936	37	38	124	151	4,136	471	237	28	206	322	134	27	161	67	3	42	22	1														
9,946	2,377	3,628	33	25	114	122	3,941	471	237	28	206	322	134	27	161	67	3	42	22	2														
108	33	17	4	...	58	3													
63	19	0	1	...	38	4													
...	5												
21	12	2	3	...	7	6													
24	2	2	13	7													
1,160	359	430	1	1	7	2	371	*172	*57	1	114	22	2	...	20	2	2	...	8													
210	91	38	87	*172	*57	1	114	2	2	2	9													
74	27	32	15	10													
214	60	85	1	...	60	11													
215	63	70	82	12													
100	40	64	1	...	1	...	56	12	12	13													
287	78	147	...	1	5	2	62	8	8	14													
953	243	308	4	4	9	13	402	7	4	...	3	†34	†10	...	24	13	1	5	7	...	15													
203	60	57	3	...	86	†34	†10	...	1	13	1	5	7	...	16													
221	83	85	2	2	2	...	113	7	4	...	3	†33	†10	...	23	3	1	...	2	...	17													
114	5	48	67	18													
175	58	58	...	1	3	8	65	10	19													
180	43	66	2	1	1	2	71	20													
682	170	181	...	1	4	3	331	35	6	17	12	7	3	...	4	21													
140	30	42	68	4	4	22													
9	2	5	23													
161	38	51	4	1	72	24													
160	54	80	1	...	86	13	1	...	12	2	2	25													
137	85	43	...	1	...	1	69	22	5	17	...	1	1	26													
75	21	20	34	27													
436	249	656	2	1	17	29	531	10	...	1	9	42	...	32	10	...	28													
219	38	81	2	...	100	10	...	1	9	29													
742	142	347	2	1	12	18	253	30													
314	56	143	9	115	4	...	2	2	...	31													
161	13	85	3	...	63	38	...	30	8	...	32													
...	33												
127	207	455	2	...	9	4	465	242	170	4	68	43	39	...	4	34													
102	155	418	2	...	6	3	420	242	170	4	68	43	39	...	4	35													
122	45	413	2	3	374	133	65	4	64	10	6	...	4	36													
36	9	13	1	...	14	37													
9	4	2	3	38													
80	39	22	3	...	19	39													
...	40												
3,021	799	1,053	19	13	50	56	1,169	†202	†78	†22	102	9	1	5	3	...	41													
703	147	266	6	3	7	9	290	5	...	5	42													
1,115	282	433	7	4	17	29	400	†161	†55	†22	84	43													
1,091	346	320	6	1	26	17	425	39	23	...	16	4	1	...	3	...	44													
112	24	34	...	5	1	...	54	45													
...	46												
1,459	317	528	5	5	14	15	614	5	...	5	...	14	2	5	7	1	1	47													
267	95	45	2	5	4	6	127	5	48													
362	65	141	3	...	3	...	156	49													
185	31	80	74	50													
645	126	262	5	9	257	51													
623	120	308	4	13	10	29	195	52													
168	15	112	...	2	38	53													
485	98	179	4	11	10	13	148	54													
30	4	17	9	55													

* All without subsidiary occupations except 2 males in Rangoon Town district with a non-agricultural subsidiary occupation.
 † All without subsidiary occupations except 1 male in Henzada and Sagaing districts with a non-agricultural subsidiary occupation and 1 female in Sagaing district with an agricultural subsidiary occupation.

		Order XV.																	
DISTRICT OR STATE.		Group 85.—Lime-burners, cement-workers.							Group 86.—Excavators and well sinkers.				Group 87.—Stone-cutters and dressers.						
		Total Workers and Dependents.	WORKERS.						DEPENDENTS.	Total Workers and Dependents.	WORKERS.*			DEPENDENTS.	Total Workers and Dependents.	WORKERS.†			DEPENDENTS.
			Total Workers.		Workers with an agricultural or other subsidiary occupation.						Males.	Females.	Males.			Females.	Males.	Females.	
			Males.	Females.	Agricultural.		Other.												
1	2	3	4	5	6	7	8	9	10	11	12	13	14	15	16	17	18		
Serial No.	Provincial Total ..	3,137	889	260	22	5	61	4	1,988	192	118	8	66	188	21	80	87		
	Divisional Burma ...	2,969	838	223	5	1	59	...	1,908	192	118	8	66	188	21	80	87		
	Arakan Division ...	6	3	3	1	1		
1	Akyab ...	2	2		
2	Hill Dist. of Arakan		
3	Kyaukpyu ...	4	1	3		
4	Sandoway	1	1		
	Pegu Division ...	28	28	66	51	...	15	8	8		
5	Rangoon Town	9	2	...	7		
6	Insein	40	39	...	1		
7	Hanthawaddy	12	10	...	2		
8	Tharrawaddy	5	5		
9	Pegu		
10	Prome ...	28	28	8	8		
	Irrawaddy Division ...	160	84	16	2	...	5	...	60	7	7		
11	Bassein		
12	Henzada		
13	Myaungmya ...	160	84	16	2	...	5	...	60	7	7		
14	Ma-ubin		
15	Pyapon		
	Tenasserim Division ...	1,300	368	143	5	...	789	22	...	22		
16	Toungoo ...	89	18	10	7	6	...	16		
17	Salween		
18	Bhaton ...	1,247	352	132	5	...	763		
19	Amherst ...	9	4	5		
20	Tavoy ...	6	...	1	5	6	...	6		
21	Mergui ...	9	9		
	Magwe Division ...	657	122	32	1	1	29	...	593	57	39	8	10	21	20	...	1		
22	Thayetmyo ...	434	103	12	27	...	319		
23	Pakokku ...	173	11	11	1	...	2	...	151		
24	Minbu ...	50	8	9	...	1	33	1	1	18	17	...	1		
25	Magwe		
26	Pakokku Hill Tracts	56	38	8	10	3	3		
	Mandalay Division ...	459	176	14	16	...	269	6	4	...	2	4		
27	Mandalay ...	458	175	14	16	...	269	6	4	...	2	4		
	Mandalay City ...	2	2	2	1	...	1		
28	Bhamo ...	1	1		
29	Myitkyina		
30	Katha		
31	Putao	4	4		
	Sagaing Division ...	136	44	9	2	...	4	...	83	*29	*16	...	13	153	1	180	72		
32	Shwebo ...	3	3	4	2	...	2	3	...	3		
33	Sagaing ...	131	39	9	2	...	3	...	83	2	149	...	177	72		
34	Lower Chindwin	*8	*4	...	4		
35	Upper Chindwin ...	8	2	1	...	17	10	...	7	1	1		
36	Chin Hills		
	Meiktila Division ...	223	13	9	201	4	...	4	2		
37	Kyaukse ...	157	2	7	148		
38	Meiktila ...	12	9	1	8	4	...	4		
39	Yamethin ...	53	2	1	50		
40	Myingyan ...	1	1		
	Eastern States ...	168	51	37	17	4	2	4	80		
41	N. Shan States ...	133	34	37	3	4	2	4	62		
42	S. Shan States ...	35	17	...	14	18		
43	Karenni		

* All without subsidiary occupations except 2 males in Lower Chindwin district with an agricultural subsidiary occupation.
 † All without subsidiary occupations except 1 female in Sagaing district with a non-agricultural subsidiary occupation.

PART III.—Details by districts—contd.

Building.

Group 88.—Brick-layers and masons.								Group 89.—Builders (not using wood, bamboo, etc.), house-painters, plumbers, etc.							
Total Workers and Dependents.	WORKERS.						DEPENDENTS.	Total Workers and Dependents.	WORKERS.						DEPENDENTS.
	Total Workers.		Workers with an agricultural or other subsidiary occupation.						Total Workers.		Workers with an agricultural or other subsidiary occupation.				
	Males.	Females.	Agricultural.		Other.				Males.	Females.	Agricultural.		Other.		
			21	22	23	24					29	30	31	32	
18	19	20	21	22	23	24	25	26	27	28	29	30	31	32	33
14,741	6,511	792	137	5	189	20	7,438	3,764	1,987	96	6	3	26	...	1,681
14,324	6,290	790	131	5	168	20	7,244	3,737	1,968	96	6	3	26	...	1,673
375	172	1	9	...	2	...	202	39	19	1	19
201	102	99	39	19	1	19
...
113	42	1	9	70	3
61	28	2	...	33	4
2,956	1,713	81	6	...	20	3	1,162	2,407	1,422	17	8	...	968
1,202	936	4	7	...	322	2,104	1,206	9	8	...	820
257	149	3	1	...	2	...	105	78	16	4	58
253	137	3	2	...	8	2	113	41	33	7
456	196	52	4	...	208	17	8	4	5
428	174	3	3	...	4	...	245	53	29	24
306	121	16	1	1	169	114	70	44
1,322	703	26	13	1	12	1	593	99	40	9	50
284	185	6	2	...	2	...	93	05	22	1	48
418	173	2	5	1	3	1	243	11	8	3
304	186	15	6	...	7	...	103	13
217	94	3	120	23	10	8	5
99	05	34	18
1,679	66	29	10	...	7	...	986	272	119	1	3	...	8	...	152
268	81	3	1	...	3	...	84	90	20	70
19	16	3	17
331	113	918	20	18	18
727	267	19	3	...	1	...	441	112	49	1	62
251	90	2	6	...	1	...	160	40	26	...	3	...	8	...	14
183	97	6	2	...	80	10	6	4
1,660	653	55	36	...	39	...	952	6	5	1	...	1	82
221	48	7	3	...	106	23
619	233	17	3	...	20	...	369	24
399	102	11	16	...	10	...	286	1	1	...	1	25
431	270	20	17	...	6	...	131	5	5	26
...
2,697	844	457	10	1	34	3	1,396	735	287	9	439
2,246	584	457	8	1	9	3	1,205	725	280	8	437
1,770	392	392	1	986	286	102	8	176
203	58	20	...	145	9	6	1	2
90	73	...	1	17	29
158	129	...	7	...	5	...	29	1	1	30
...	31
1,285	936	84	36	2	34	8	965	167	70	57	3	2	10	...	40
421	177	57	5	...	9	6	187	49	5	29	15
824	400	11	15	1	9	1	413	24	8	...	1	16
636	293	15	16	1	14	1	388	93	50	28	2	2	10	...	9
87	50	1	2	...	36	1	1	35
17	16	1	36
1,650	605	57	11	1	20	5	988	12	6	1	5
307	119	12	6	...	11	...	196	37
327	184	3	3	...	200	5	5	38
274	98	5	171	5	5	39
722	204	37	5	1	6	5	421	2	1	1	40
417	221	2	6	...	21	...	194	27	19	8
162	102	1	3	...	59	26	18	8
234	116	...	6	...	18	...	118	1	1	41
21	3	1	27	42
...	43

Serial No. of District, etc. (column 1).

DISTRICT OR STATE.		Order XVIII.—Other industries															
		Group 94.—Printers, lithographers, engravers, etc.							Group 95.—Bookbinders and stitchers, envelope-makers, etc.				Group 96.—Makers of musical instruments.				
		Total Workers and Dependents.	WORKERS.						DEPENDENTS.	Total Workers and Dependents.	WORKERS.*		DEPENDENTS.	Total Workers and Dependents.	WORKERS.†		DEPENDENTS.
			Total Workers.		Workers with an agricultural or other subsidiary occupation.						Males.	Females.			Males.	Females.	
			Males.	Females.	Agricultural.	Other.		Males.									
1	2	3	4	5	6	7	8	9	10	11	12	13	14	15	16	17	
Serial No.	Provincial Total ...	4,441	1,787	38	8	...	2,616	684	353	6	325	197	101	6	90
	Divisional Burma ...	4,441	1,787	38	8	...	2,616	683	353	6	324	196	100	6	90
1	Arakan Division ...	44	11	6	27	11	7	...	4	1	1
2	Akyab ...	3 ²	9	23	*7	*5	...	2
3	Hill Dist. of Arakan
4	Kyaukpyu ...	12	2	6	4	3	2	...	1
	Sandoway	1	1	1	1
5	Pegu Division ...	3,508	1,514	23	6	...	1,971	533	318	5	210	35	16	2	17
6	Rangoon Town ...	3,161	1,379	17	5	...	1,765	511	310	4	197	29	15	...	14
7	Insein ...	135	68	5	62	6	6	1	1
8	Hanthawaddy ...	4	4
9	Tharrawaddy ...	85	9	76	1	1	5	...	2	3
10	Pegu ...	7 ²	25	47	3	3
	Prome ...	51	29	1	1	...	21	12	4	1	7
11	Irrawaddy Division ...	167	54	1	...	113	10	5	...	5
12	Bassein ...	55	6	49	3	1	...	2
13	Henzada ...	74	33	41	3	3
14	Myaungmya ...	3	3	4	1	...	3
15	Ma-ubin ...	8	3	1	...	5
	Pyapôn ...	27	9	18
16	Tenasserim Division ...	189	49	1	139	27	7	...	20	57	36
17	Toungoo ...	48	11	37
18	Salween
19	Thatôn	9	1	...	8
20	Amherst ...	121	20	1	91	16	4	...	12	3	3
21	Tavoy ...	20	9	11	1	1	144	133	...	10
	Mergui	1	1	11
22	Magwe Division ...	27	5	22	7	2	...	5	70	32	4	34
23	Thayetmyo ...	18	3	15	66	31	3	32
24	Pakôkku ...	7	2	5	3	1	...	2	1	1
25	Minbu ...	2	2	*4	*1	...	3	13	1	1	1
26	Magwe
	Pakôkku Hill Tracts
27	Mandalay Division ...	450	136	8	1	...	306	61	9	1	51	1	1
	Mandalay ...	444	134	8	302	51	6	1	44	1	1
	Mandalay City ...	381	115	8	258	25	1	1	23	1	1
28	Bhamo	6
29	Myitkyina ...	4	4	4	2	...	5
30	Katha ...	2	2	1
31	Putao
32	Sagaing Division ...	1	1	4	4	12	11	...	1
33	Shwebo ...	1	1	2	2
34	Sagaing	2	2	7	7
35	Lower Chindwin	1	1	3	2	...	1
36	Upper Chindwin	1	1
	Chin Hills
37	Meiktila Division ...	55	18	37	30	1	...	29	20	3	...	17
38	Kyaukse
39	Meiktila ...	5	2	3	9	1	...	8	4	3	...	1
40	Yamethin ...	3 ²	1	31	21	21	16	16
	Myingyan ...	18	15	3
41	Eastern States	1	1	1	1
42	Northern Shan States	1	1	1	1
43	Southern Shan States
	Karenni

* All without subsidiary occupations except 2 males in Akyab and Minbu districts with a non-agricultural subsidiary occupation.
 † All without subsidiary occupations except 4 males in Tavoy district with an agricultural subsidiary occupation and 2 male in Minbu district with a non-agricultural subsidiary occupation.

PART III.—Details by districts—contd.

—contd.

Group 97.—Makers of watches and clocks and optical, photographic, mathematical and surgical instruments.												Group 98a.—Makers of imitation jewellery.			Group 98b.—Golders.				Group 98c.—Jewellers, workers in gold, silver and other precious metals, enamellers, etc.												Serial No. of Districts etc. (column 1).
Total Workers and Dependents.	WORKERS.							DEPENDENTS.	Total Workers and Dependents.	WORKERS.*	DEPENDENTS.	Total Workers and Dependents.	WORKERS.							DEPENDENTS.											
	Total Workers.		Workers with an agricultural or other subsidiary occupations.			DEPENDENTS.	Total Workers and Dependents.						WORKERS.*	DEPENDENTS.	Total Workers and Dependents.	Total Workers.		Workers with an agricultural or other subsidiary occupation.			DEPENDENTS.										
	Males.	Females.	Agricultural.	Other.												Males.	Females.	Males.	Females.			Males.	Females.	Males.	Females.						
18	19	20	21	22	23	24	25	26	27	28	29	30	31	32	33	34	35	36	37	38	39										
1,388	421	19	1	...	6	...	948	174	112	62	1,091	718	373	53,365	20,862	1,110	402	106	719	35	31,393										
1,365	414	19	6	...	932	174	112	62	1,091	718	373	50,272	19,919	1,052	262	104	661	35	29,301										
34	7	27	4,192	1,735	43	21	...	81	2	2,414										
26	5	21	3,288	1,438	20	15	...	61	...	1,830										
...	23	18	11										
8	2	6	590	188	23	6	...	9	2	388										
...	182	97	11	...	185										
615	177	6	1	...	432	74	21	53	30	24	15	12,809	5,240	160	27	...	93	1	7,409										
418	118	2	1	...	318	38	10	28	15	...	15	1,022	1,820	30	4	...	2,170										
22	11	11	1	1	1	1,139	462	53	1	...	9	...	621										
22	7	3	12	2	1	1	1,882	676	7	7	...	25	...	1,002										
38	14	24	1,919	761	54	11	...	32	...	1,104										
53	21	32	33	9	24	2,095	760	5	8	...	17	...	1,330										
32	6	1	25	24	24	...	1,752	755	24	6	...	973										
174	55	2	117	9	7	2	8,120	3,272	192	23	1	115	10	4,656										
76	23	53	1,580	672	25	3	...	36	1	883										
21	13	28	9	7	2	1,028	322	6	2	...	13	6	1,190										
12	4	1	7	1,696	700	83	3	...	33	1	913										
39	9	1	29	1,417	589	73	9	1	23	1	755										
6	6	1,492	579	5	6	...	10	...	915										
243	81	7	3	...	155	5	2	3	*240	*205	35	6,465	2,340	67	21	...	95	...	4,158										
40	7	1	...	33	2	2	2	1,207	501	14	3	...	22	...	632										
...	57	22	2	...	2	33										
60	16	5	1	...	39	2,021	668	34	4	...	31	...	1,319										
98	34	64	5	2	3	2,375	797	10	6	...	28	...	1,568										
32	11	2	19	432	235	3	8	...	12	...	194										
13	13	1	*238	*205	33	373	17	4	352										
68	21	2	45	*726	*486	240	4,715	1,669	117	21	2	76	9	2,929										
13	3	1	9	1,059	327	19	6	...	15	2	713										
30	7	21	1,672	623	19	10	1	31	2	1,030										
13	7	6	6	6	...	1,565	706	32	5	...	30	2	827										
12	5	1	6	*720	*180	140	419	13	47	...	1	...	3	359										
...									
151	42	1	1	...	108	86	82	4	*78	*1	77	5,682	2,552	162	14	...	41	1	2,968										
118	32	86	86	82	4	77	...	77	4,165	1,928	197	1	...	1	1	2,110										
107	27	80	86	82	4	3,665	1,688	125	1,852										
18	4	14	202	64	4	2	...	134										
8	5	1	1	...	3	*1	*1	...	311	175	13	7	...	16	...	123										
7	1	5	1,004	385	18	6	...	22	...	601										
...									
17	12	1	...	5	3,864	1,744	217	222	101	97	4	1,903										
5	3	1	...	2	920	411	29	7	...	15	2	480										
7	1	1,069	556	6	11	...	22	1	507										
3	6	1	881	448	18	9	...	20	...	415										
2	2	986	326	164	92	101	31	7	496										
...	8	3	5										
63	19	1	43	8	2	6	4,425	1,467	94	13	...	63	8	2,864										
8	2	6	621	215	12	3	...	13	2	394										
34	10	1	23	1,195	323	10	...	872										
21	7	14	8	2	6	1,197	386	12	4	...	10	...	799										
...	1,412	543	70	6	...	24	6	799										
23	7	16	3,093	943	58	140	2	58	...	2,092										
23	7	16	592	215	43	9	2	20	...	334										
...	2,337	659	8	131	1,670										
118	164	69	7	88										

* One male in Mergui district had an agricultural subsidiary occupation: 4 males in Mergui, 19 males in Magwe and 1 male in yikyina districts had non-agricultural subsidiary occupations.

DISTRICT OR STATE.		Order XVIII.—																			
		Group 99.—Makers of bangles or beads or necklaces of other material than glass and makers of spangles, lingams, sacred threads or artificial flowers.				Group 100.—Makers of toys and miscellaneous small articles.				Group 101.—Persons other than performers employed in places of entertainment and persons engaged in connection with sports and games.											
		Total Workers and Dependents.	WORKERS.*		DEPENDENTS.	Total Workers and Dependents.	WORKERS.†		DEPENDENTS.	Total Workers and Dependents.	WORKERS.								DEPENDENTS.		
			Total Workers.	Males.			Females.	Total Workers.			Males.	Females.	Total Workers.	Workers with an agricultural or other subsidiary occupation.				Total Workers.		Males.	Females.
														Agricultural.		Other.					
Males.	Females.	Males.	Females.	Males.	Females.	Males.	Females.	Males.	Females.	Males.	Females.	Males.	Females.								
1	2	3	4	5	6	7	8	9	10	11	12	13	14	15	16	17					
Serial No.	Provincial Total	625	245	235	145	1,028	507	90	431	3,040	1,302	72	48	1	36	1	1,666				
	Divisional Burma	613	234	235	144	1,028	507	90	431	2,983	1,268	64	45	1	33	1	1,651				
	Arakan Division	1		1		3			3	10							20				
1	Akyab									3							3				
2	Hill Dist. of Arakan																				
3	Kyaukpyu	1		1						2							2				
4	Sandoway					3			3	5							5				
	Pegu Division	148	59	29	60	620	1,394	16	210	1,221	458	23	5		9		740				
5	Rangoon Town	130	59	19	52	603	1,387	16	210	1,067	306	11			3		310				
6	Insein									208	48	8	3		1		152				
7	Hanthawaddy					1	1			6	4						2				
8	Tharrawaddy					9			9	107	32						75				
9	Pegu	18		10	8	1			1	120	52	1	2		3		67				
10	Prome					6	6			113	16	3			2		94				
	Irrawaddy Division	5	*5			7		2	5	569	192	24	26	1	7	1	353				
11	Bassein					1		1		353	131	12	19	1	6		210				
12	Henzada					6		1	5	26	7						19				
13	Myaungmya	5	*5							92	21	4	4				67				
14	Ma-ubin									46	25	8	3		1	1	13				
15	Pyapôn									52	8						44				
	Tenasserim Division	2		1	1	2			2	302	77	4	3				221				
16	Toungoo					2			2	155	24	1	3				130				
17	Salween									2	1						1				
18	Thatôn									43	23	2					18				
19	Amherst									75	10	1					64				
20	Tavoy	1			1					19	13						6				
21	Mergui	1		1						8	6						2				
	Magwe Division					141	17	12	112	96	47		2				49				
22	Thayetmyo					110			110	13	5						8				
23	Pakôkku					2		2		60	31		2				29				
24	Minbu					26	14	10	2	23	11						12				
25	Magwe					3	3														
26	Pakôkku Hill Tracts																				
	Mandalay Division	327	164	97	66	119	20	29	70	459	278	12	2		3		169				
27	Mandalay	325	164	97	64	104	18	29	57	401	260	10	2		1		132				
	Mandalay City	325	164	97	64	104	18	29	57	345	228	8					109				
28	Bhamo	2			2	6			6	18	4						14				
29	Myitkyina									28	7	2			2		19				
30	Katha					7			7	11	7						4				
31	Putao					2	2														
	Sagaing Division	130	6	107	17	135	175	131	29	164	109	1	1		1		54				
32	Shwebo	123		*106	17					80	57				9		23				
33	Sagaing	1		1		118	158	131	29	40	85		1				24				
34	Lower Chindwin	6	6			12	12			31	24				2		7				
35	Upper Chindwin					5	5			1	1		1								
36	Chin Hills									3	3										
	Meiktila Division					1	1			162	107		6		3		55				
37	Kyaukse									4	3						1				
38	Meiktila									67	55		3		1		12				
39	Yamèthin									30	18		3		1		12				
40	Myingyan					1	1			61	31				1		30				
	Eastern States	12	*11		1					57	34	8	3		3		15				
41	Northern Shan States	11	*11							51	31	8	3		3		12				
42	Southern Shan States	1			1					3	2						1				
43	Karenni									3	1						2				

* One male in Northern Shan States had an agricultural subsidiary occupation; 1 male in Myaungmya, 3 females in Shwebo and 4 males in Northern Shan States had non-agricultural subsidiary occupations.

† Two males in Rangoon Town district and 6 males and 2 females in Sagaing district had agricultural subsidiary occupations; 6 males in Rangoon Town district and 1 female in Sagaing district had non-agricultural subsidiary occupations.

PART III.—Details by districts—contd.

Other industries—contd.									ORDER XIX,†	Order XX.—Transport by water.								Serial No. of District, etc. (column 2).							
Group 102,*	Group 103.—Scavengers and sweepers.								Group 104,†	Group 105.—Persons (other than persons of Group 103 and 104) employed in harbours and docks.				Group 106.—Labourers in harbours and docks not of Group 109											
Total Workers and Dependents.	Total Workers and Dependents.	WORKERS,						DEPENDENTS.	Total Workers and Dependents.	Total Workers and Dependents.	WORKERS,		DEPENDENTS.	Total Workers and Dependents.	WORKERS, (All males without subsidiary occupation.)	DEPENDENTS.									
		Total Workers.		Workers with an agricultural or other subsidiary occupation.		Agricultural.	Other.				Males.	Females.					Males.		Females.						
18	19	Males.	Females.	Males.	Females.			Males.	Females.	20			21	22	23	24		25		26	27	28	29	30	31
...	10,569	5,844	738	10	...	37	...	3,937	...	1,475	662	13	800	17	2	15	
...	10,451	5,784	731	10	...	25	...	3,936	...	1,475	662	13	800	17	2	15	
...	378	251	35	92	...	14	5	...	9	1	
...	385	215	35	76	...	14	5	...	9	2	
...	7	5	2	3	
...	3	2	1	4	
...	42	29	13	5	
...	5,047	2,578	448	4	...	7	...	2,021	...	941	1,461	...	480	6	
...	3,084	1,831	372	1	...	1,481	...	895	1,450	...	445	7	
...	334	132	45	3	...	4	...	157	...	6	3	...	3	8	
...	133	96	3	1	...	34	...	6	3	9	
...	387	213	15	159	...	6	6	10	
...	161	118	1	1	42	...	32	32	11	
...	348	188	12	1	...	148	...	2	2	12	
...	980	756	39	3	...	185	...	86	163	...	23	8	2	6	13	
...	446	370	18	58	...	55	49	...	0	14	
...	196	126	13	57	...	11	16	...	5	8	2	6	15	
...	65	48	3	14	16	
...	131	102	3	3	...	20	...	20	8	...	12	17	
...	142	110	2	30	18	
...	749	349	67	1	...	333	...	31	12	...	19	9	...	9	19	
...	249	109	15	1	...	65	...	1	1	20	
...	2	2	21
...	63	9	7	47	22	
...	220	70	25	125	...	26	8	...	18	9	...	9	23	
...	175	80	1	94	24	
...	40	19	19	2	...	4	4	25	
...	674	364	10	1	...	7	...	300	...	251	157	13	181	26	
...	86	49	2	1	...	35	...	77	139	...	38	27	
...	193	84	1	1	...	5	...	108	...	139	3	13	123	28	
...	156	73	1	1	...	82	...	5	1	...	4	29	
...	235	154	6	75	...	30	14	...	10	30	
...	4	4	31
...	1,546	997	108	1	...	441	...	69	27	...	42	32	
...	1,220	800	105	315	...	44	17	...	27	33	
...	784	479	97	208	...	28	13	...	15	34	
...	92	64	28	...	11	3	...	8	35	
...	157	81	2	74	36	
...	54	32	1	...	22	...	14	7	...	7	37	
...	23	20	1	2	38	
...	456	228	8	5	...	4	...	220	...	72	129	...	43	39	
...	118	53	65	...	5	4	...	1	40	
...	93	50	8	4	...	1	...	35	...	50	119	...	31	41	
...	123	52	71	...	10	1	...	0	42	
...	75	49	...	1	...	3	...	25	...	7	5	...	2	43	
...	47	24	23	
...	621	261	16	2	...	344	...	11	8	...	3	44	
...	36	25	1	10	45	
...	243	109	4	2	...	130	46	
...	220	66	6	148	47	
...	122	61	5	56	...	11	8	...	3	48	
...	118	60	7	12	...	51	49	
...	76	30	6	2	...	40	50	
...	42	30	1	11	51	

* Contractors for the disposal of refuse, dung, &c.
† All without subsidiary occupations except 2 males in Rangoon Town, 1 male in Henzada, 1 male in Thayetmyo and 2 males in Sagaing districts have non-agricultural subsidiary occupations.
‡ Transport by air (aeroplanes, etc., and aerodromes).


Transport by water—contd.

Group 108.—Persons (other than labourers) employed on the construction and maintenance of harbours, docks, streams, rivers and canals.

Group 109.—Labourers associated with the work of persons of Group 108.

Group 110a.—Boat-owners and their employees other than Group 110b.

Total Workers and Dependents.	WORKERS.							Total Workers and Dependents.	WORKERS. (All males with out subsidiary occupation.)	DEPENDENTS.	Total Workers and Dependents.	WORKERS.							DEPENDENTS.	Serial No of District, etc. (column 1).	
	Total Workers.		Workers with an agricultural or other subsidiary occupation.				DEPENDENTS.					Total Workers and Dependents.	Total Workers.		Workers with an agricultural or other subsidiary occupation.						DEPENDENTS.
	Males.	Females.	Agricultural.		Other.								Males.	Females.	Agricultural.		Other.				
			Males.	Females.	Males.	Females.									Males.	Females.					
18	19	20	21	22	23	24	25	26	27	28	29	30	31	32	33	34	35	36	37		
2,084	942	98	31	...	98	2	1,044	25	3	22	15,733	7,081	405	153	...	272	19	8,247			
2,059	933	93	30	...	98	2	1,033	10	3	7	15,715	7,073	405	153	...	272	19	8,237			
2	2	565	90	17	5	...	16	1	458	1		
...	297	18	7	2	...	2	1	272	2		
...	1	1	3		
2	2	53	27	2	13	...	94	3		
...	214	41	8	3	...	2	...	162	4		
70	48	22	8	2	6	7,799	4,102	71	61	...	71	2	3,626	5		
...	1,725	1,288	1	1	...	436	6		
...	1,985	739	64	12	...	12	2	1,182	7		
22	19	3	6	6	6	3,343	1,099	4	40	...	50	...	1,640	8		
47	28	19	2	2	...	127	39	1	...	88	9		
1	1	380	212	2	3	...	166	10		
...	239	125	...	3	...	4	...	114	11		
21	21	2,550	712	200	8	...	38	2	1,638	12		
4	4	500	231	...	4	...	16	...	269	13		
...	491	205	1	4	...	15	...	285	14		
...	457	74	55	4	...	328	15		
17	17	890	134	139	3	2	617	16		
...	212	68	5	109	17		
201	9	65	127	2,908	1,413	83	28	...	41	6	1,412	18		
...	765	436	1	21	...	328	19		
...	22	12	20		
197	5	65	127	393	188	...	6	...	4	...	265	21		
4	4	1,223	694	70	19	...	6	...	459	22		
...	210	56	9	3	...	5	...	145	23		
...	205	87	3	11	...	205	24		
321	29	9	4	2	283	1	...	1	1,055	370	4	42	...	41	...	681	25		
...	178	90	88	26		
...	194	133	...	35	...	22	...	61	27		
319	29	9	4	2	281	1	...	1	93	27	3	7	...	2	...	63	28		
2	2	560	120	1	17	...	469	29		
...	30	
32	24	3	5	310	145	7	3	...	23	...	158	31		
11	11	70	26	1	...	53	32		
1	1	45	45	33		
6	6	170	81	7	1	...	17	...	82	34		
15	7	3	5	11	8	...	2	3	35		
...	50	30	5	...	20	36		
1,316	781	14	29	...	94	...	521	390	181	15	5	...	35	5	194	37		
835	469	14	9	...	33	...	352	23	29	4	...	3	38		
...	202	69	...	5	...	13	...	133	39		
11	11	...	1	54	39	13	13	40		
470	301	...	19	...	61	...	169	111	54	11	...	6	5	...	46	41		
...	42	
96	42	2	1	52	1	1	...	138	60	8	1	...	7	3	70	43		
15	4	11		
40	16	...	1	24	1	1		
36	21	2	13	138	60	8	1	...	7	3	70	...		
5	1	4		
25	9	5	1	11	15	...	15	18	8	10	...		
13	1	5	6		
13	8	...	1	5	17	8	9	...		
...	1	1	...		



PART III.—Details by districts—contd.

transport on land otherwise than by-rail.

Group 112.—Labourers associated with persons of Group 111.								Group 113a.—Drivers and engine-cleaners (excluding private servants) connected with mechanically driven land vehicles (including trams and taxis).							
Total Workers and Dependents.	WORKERS.						DEPENDENTS.	Total Workers and Dependents.	WORKERS.						DEPENDENTS.
	Total Workers.		Workers with an agricultural or other subsidiary occupation.						Total Workers.		Workers with an agricultural or other subsidiary occupation.				
			Agricultural.		Other.						Agricultural.		Other.		
	Males.	Females.	Males.	Females.	Males.	Females.			Males.	Females.	Males.	Females.	Males.	Females.	
18	19	20	21	22	23	24	25	26	27	28	29	30	31	32	33
50,210	26,247	6,137	521	139	850	475	17,826	3,421	1,655	8	3	...	114	...	1,758
48,912	25,372	6,023	515	139	843	472	17,517	3,244	1,530	8	3	...	9	...	1,706
3,883	2,803	65	21	1	13	3	415	37	23	14
3,009	2,708	13	18	...	10	...	288	35	21	14
5	4	1
9	8	...	1	1	2	2
260	83	52	2	1	3	3	125
7,993	5,452	484	82	5	67	5	2,057	1,912	913	5	7	...	994
1,642	1,352	58	1	...	232	1,669	779	2	4	...	888
1,495	1,204	53	3	...	238	63	37	3	1	...	23
329	227	15	1	87	30	22	2	...	14
1,102	784	29	35	1	19	1	289	28	26	2
1,513	1,155	78	38	4	29	1	280	112	47	65
1,912	730	251	9	...	15	3	931	4	2	2
6,591	4,741	475	51	4	62	1	1,375	100	67	33
1,546	1,160	90	46	4	18	...	296	80	66	14
2,703	1,637	193	3	...	7	...	673	12	1	11
903	578	120	2	...	25	1	205	13
971	795	48	12	...	128	4	4
668	571	24	73	4	4
5,333	3,777	189	38	1	16	8	1,367	809	369	2	3	...	2	...	438
644	401	5	8	1	6	...	178	55	7	48
121	111	1	9
473	325	21	2	...	2	...	127	47	27	20
2,223	1,428	96	25	...	4	4	699	502	246	2	3	254
1,045	840	34	3	...	2	1	171	166	79	2	...	87
827	612	32	2	3	183	59	10	21
8,051	2,981	1,205	112	43	222	83	3,865	36	30	6
920	501	67	...	2	2	3	552	7	1	6
3,184	1,341	432	29	6	139	37	1,711	1	1	22
1,004	628	62	27	...	56	2	294	23
2,641	689	644	56	35	25	41	1,308	28	28	24
2	2	25
2,144	1,197	120	51	...	68	9	827	124	64	1	26
1,456	750	63	61	6	643	34	14	1	59
739	409	11	1	...	319	19	11	1	19
327	148	44	1	...	3	1	135	5	3	7
273	251	4	44	18	10	10	2
88	48	9	6	...	4	2	31	75	37	28
...	29
...	30
...	31
9,223	2,618	2,279	83	66	263	302	4,226	37	20	17
966	122	409	2	9	11	10	435	26	14	12
5,412	1,097	1,320	37	32	134	216	2,995	7	2	32
3,018	1,141	526	44	25	103	62	1,351	5
426	258	24	125	5	144	4	4	33
1	1	34
...	35
...	36
5,694	1,803	1,206	77	19	132	61	2,685	129	44	145
481	199	70	...	3	2	...	212	1	1
2,463	642	480	9	0	20	9	1,341	108	16	37
2,399	904	597	68	9	96	17	988	53	12	38
351	58	149	...	1	14	35	144	27	15	39
1,298	875	114	6	...	7	3	309	177	125	105	...	40
1,145	865	76	6	...	7	3	210	29	7	52
153	10	44	99	148	118	105	...	22
...	30
...	42
...	43

Serial No. of District, etc. (column 1).

Order XXI.—Transport on

Serial No.	DISTRICT OR STATE.	Group 113b.—All others (excluding private servants) connected with such vehicles. (See title of Group 113a.)								Group 114.—All (except private servants) connected with transport by vehicles drawn by animals.							
		Total Workers and Depen- dents.	WORKERS.						DEPENDENTS.	Total Workers and Depen- dents.	WORKERS.						DEPENDENTS.
			Total Workers.		Workers with an agricultural or other subsidiary occupation.						Total Workers.		Workers with an agricultural or other subsidiary occupation.				
			Males.	Females.	Agricultural.		Other.				Males.	Females.	Agricultural.		Other.		
2	3	4	5	6	7	8	9	10	11	12	13	14	15	16	17		
	Provincial Total ...	3,272	2,859	2	2	...	411	11,441	13,459	5,164	1,128	147	1,860	256	63,344
	Divisional Burma ...	3,267	2,857	2	2	...	408	10,513	12,413	4,541	879	89	1,425	206	58,725
	Arakan Division	802	436	11	2	...	5	1	355
1	Akyab	463	333	3	1	...	2	...	127
2	Hill Dist. of Arakan
3	Kyaukpyu	87	33	1	...	54
4	Sandoway	252	70	8	1	...	2	1	171
	Pegu Division ...	2,980	2,707	2	2	...	271	27,134	12,083	734	199	2	296	14	14,317
5	Rangoon Town ...	2,977	2,707	2	2	...	268	5,796	3,971	18	3	...	9	...	1,807
6	Insein ...	3	3	4,125	1,732	178	16	1	91	...	2,215
7	Hanthawaddy	2,137	260	54	46	1	35	1	1,523
8	Tharrawaddy	4,721	1,749	145	63	...	45	...	2,827
9	Pegu	5,407	1,937	149	53	...	77	3	3,361
10	Prome	4,588	1,814	190	18	...	39	10	1,584
	Irrawaddy Division ...	9	5	4	6,481	2,451	287	50	...	113	38	3,743
11	Bassein ...	5	5	1,274	392	61	16	...	23	3	821
12	Henzada	3,850	1,441	172	29	...	59	34	2,237
13	Myaungmya	130	65	5	4	...	60
14	Ma-ubin	1,182	542	49	5	...	27	1	591
15	Pyapôn ...	4	4	45	11	34
	Tenasserim Division ...	3	3	20,132	7,947	549	157	5	197	17	11,636
16	Toungoo	4,919	2,089	227	49	2	67	4	2,603
17	Salween	163	84	...	1	79
18	Thatôn	5,214	1,873	130	29	3	57	8	3,211
19	Amherst ...	3	3	6,914	2,583	172	31	...	39	5	1,159
20	Tavoy	2,435	1,126	16	45	...	30	...	1,293
21	Mergui	487	192	4	2	...	4	...	291
	Magwe Division ...	7	7	11,891	4,182	936	216	56	175	34	6,773
22	Thayetmyo	1,551	507	75	2	...	18	5	969
23	Pakôkku ...	2	2	2,590	995	268	55	5	54	10	1,687
24	Minbu ...	5	5	3,576	1,432	256	111	51	76	11	1,888
25	Magwe	4,174	1,348	397	48	...	27	8	2,229
26	Pakôkku Hill Tracts
	Mandalay Division ...	263	136	127	14,875	6,714	501	42	2	223	14	7,660
27	Mandalay ...	263	136	127	12,080	5,303	422	19	2	111	9	6,275
	Mandalay City ...	256	130	126	8,090	3,421	183	3	...	10	2	4,486
28	Bhamo	1,430	759	18	4	...	76	...	653
29	Myitkyina	467	260	16	3	...	6	...	191
30	Katha	967	385	45	16	...	29	...	537
31	Putao	11	7	1	...	4
	Sagaing Division ...	4	1	3	8,991	3,229	429	118	8	217	44	5,333
32	Shwebo	2,627	922	165	2	...	60	9	1,840
33	Sagaing	3,204	1,121	68	65	1	55	16	2,085
34	Lower Chindwin ...	4	1	3	2,444	806	168	43	...	70	15	1,470
35	Upper Chindwin	716	380	28	8	...	32	4	308
36	Chin Hills
	Meiktila Division ...	1	1	14,833	4,831	1,094	95	16	199	44	8,908
37	Kyaukse	2,474	1,097	52	42	5	57	6	1,325
38	Meiktila ...	1	1	2,091	721	103	14	1	22	2	1,267
39	Yamethin	6,900	1,036	737	20	3	50	18	4,227
40	Myingyan	3,368	1,077	202	19	7	70	18	2,089
	Eastern States ...	5	2	3	9,274	4,032	623	249	58	435	50	4,619
41	Northern Shan States ...	1	1	3,340	1,432	263	38	5	98	18	1,645
42	Southern Shan States ...	4	2	2	5,788	2,556	338	211	53	342	31	2,894
43	Karenni	146	44	1	80

land otherwise than by rail—concluded.

Group 115.—Owners and pullers of rickshaws, etc. (excluding private servants).				Group 116.—Owners and drivers of pack-elephants, mules, bullocks, etc.										Group 117.—Porters and messengers.								Serial No. of District, etc. (column 1).
Total Workers and Dependents.	WORKERS,*		DEPENDENTS.	Total Workers and Dependents.	WORKERS.								DEPENDENTS.	Total Workers and Dependents.	WORKERS.				DEPENDENTS.			
	Males.	Females.			Total Workers.	Workers with an agricultural or other subsidiary occupation.				Total Workers.	Males.	Females.			Workers with an agricultural or other subsidiary occupation.							
						Males.	Females.	Agricultural.	Other.						Males.	Females.	Agricultural.	Other.				
18	19	20	21	22	23	24	25	26	27	28	29	30	31	32	33	34	35	36	37			
2,236	1,751	15	470	1,412	769	141	25	...	46	1	502	19,256	11,216	936	89	3	109	22	7,104	1		
2,236	1,751	15	470	472	311	20	2	...	6	...	141	18,929	10,999	935	79	3	104	22	6,995	2		
...	1,111	645	4	3	...	4	...	462	3		
...	273	181	1	1	91	4		
...	25	9	16	5		
...	668	499	3	2	...	4	...	236	6		
...	145	26	119	7		
1,804	1,480	6	318	20	17	3	6,474	4,963	115	2	...	3	3*	1,396	8		
1,784	1,471	6	307	16	16	4,687	4,219	53	2	...	2	...	415	9		
...	249	193	16	130	10		
...	211	105	106	11		
...	537	252	16	269	12		
...	295	91	2	199	13		
...	495	190	28	277	14		
180	112	4	64	2,452	1,654	45	1	...	12	...	753	15		
79	39	3	30	1,045	986	1	5	...	58	16		
...	64	294	24	1	...	1	...	306	17		
...	258	123	1	134	18		
...	209	76	19	114	19		
...	316	175	141	20		
246	*159	5	82	95	64	4	2	...	5	...	27	1,149	567	13	5	...	569	21		
215	*151	4	60	49	20	4	1	...	25	201	35	1	1	...	165	22		
...	24	15	9	23		
...	328	179	149	24		
...	367	210	12	145	25		
...	162	86	76	26		
...	67	42	25	27		
...	3,893	1,583	481	4	...	36	1	1,829	28		
...	321	230	145	29		
...	1,520	520	125	3	...	10	...	866	30		
...	416	126	38	8	...	222	31		
...	1,586	692	318	1	...	18	1	576	32		
...	26		
...	171	107	6	58	1,541	759	49	61	1	14	...	733	33		
...	1,183	534	45	3	...	7	...	604	34		
...	297	358	45	494	35		
...	1	36	11	36		
...	41	175	115	58	...	7	...	60	37		
...	16	120	64	4	...	1	...	52	38		
...	16	10	6	39		
...	31		
...	122	59	10	1	...	53	1,461	583	228	6	2	24	18	656	40		
...	77	41		
...	245	42		
...	115	58	10	1	...	47	461	158	86	4	5	217	43		
...	93	44		
...	18	45		
6	6	55	55	848	245	...	2	...	6	603	46		
...	256	95	161	47		
...	379	77	...	2	...	5	302	48		
...	46	30	16	49		
...	167	43	124	50		
...	940	458	121	23	...	40	1	361	327	217	1	10	...	5	...	109	51		
...	915	444	121	21	...	39	1	350	36	28	1	3	7	52		
...	216	145	...	2	71	53		
...	75	44	...	5	31	54		

* All without subsidiary occupations except 4 males in Toungoo and 1 male in Mergui district with non-agricultural subsidiary occupations.

* Order XXVI.—Trade in cotton, silk, hair or other textiles or in piece-goods.

Group 123a.—Wholesale-dealers and brokers.								Group 123b.—Retail dealers and hawkers.								DEPENDENTS.	Serial No. of District, etc. (column 2).
Total Workers and Dependents.	WORKERS.						Total Workers and Dependents.	WORKERS.						Total Workers and Dependents.			
	Total Workers.		Workers with an agricultural or other subsidiary occupation.					Total Workers.		Workers with an agricultural or other subsidiary occupation.							
	Males.	Females.	Agricultural.		Other.			Males.	Females.	Agricultural.		Other.					
18	19	20	21	22	23	24	25	26	27	28	29	30	31	32	33		
10,762	4,669	932	83	3	129	35	5,161	44,544	10,212	16,262	114	275	579	874	18,070		
10,447	4,483	913	37	3	118	31	5,051	42,303	9,489	15,745	82	248	497	744	17,069		
60	44	...	1	...	4	...	16	1,841	946	294	8	6	37	8	601		
40	32	3	...	8	1,557	807	259	5	4	30	4	491		
4	1	18	13	5		
19	11	...	1	...	1	...	8	266	126	25	3	4	7	4	105		
5,040	2,389	171	11	1	2,480	8,459	2,160	1,408	4	16	53	41	4,891		
4,118	2,278	53	9	...	1,787	1,576	363	396	2	2	817		
187	36	81	70	287	94	31	7	...	162		
32	4	1	...	28	1,880	425	116	4	23	1,339		
561	17	28	516	818	331	175	3	3	9	3	312		
1	...	1	1,247	383	234	1	9	26	5	630		
141	54	8	1	...	79	2,651	561	456	...	4	5	8	1,031		
1,022	562	50	2	...	27	8	410	3,721	1,071	1,181	3	4	54	40	1,469		
503	264	12	2	...	11	1	227	1,181	542	491	1	1	33	13	445		
132	79	4	...	53	807	137	210	2	2	7	15	464		
356	218	37	12	7	107	169	27	53	2	3	89		
30	7	1	22	452	34	207	1	1	5	6	211		
1	1	722	331	131	1	...	7	3	260		
1,163	211	444	3	12	508	4,188	1,522	919	9	2	45	11	1,747		
390	1	191	4	198	814	371	37	2	1	15	3	356		
21	20	1	5	4	1		
141	105	1	1	...	35	1,123	429	262	2	...	9	1	432		
126	71	6	1	...	49	1,876	527	521	5	1	13	8	705		
340	14	200	1	8	126	234	77	38	3	...	119		
145	...	46	99	136	54	7	5	...	75		
345	163	12	3	...	12	...	170	10,741	1,100	6,450	26	125	104	478	3,191		
280	133	...	3	...	11	...	147	540	24	344	5	5	4	6	172		
15	12	3	8,226	591	5,124	10	109	70	445	2,208		
33	1	12	20	1,273	264	513	3	11	19	44	496		
17	17	1	702	218	169	2	...	11	3	315		
...		
998	507	80	1	2	10	4	411	3,433	781	1,081	4	8	60	28	1,563		
753	436	6	6	...	311	2,550	309	964	1	7	20	16	1,217		
505	343	3	1	...	219	1,721	257	584	3	...	881		
66	1	39	...	1	...	2	26	375	186	60	3	...	6	5	189		
52	1	32	...	1	1	2	19	336	169	32	22	...	135		
127	69	3	1	...	3	...	55	172	57	33	...	1	12	7	82		
...		
681	319	45	21	...	38	5	317	5,666	1,196	2,398	24	53	107	76	2,072		
3	1	2	1,971	295	260	...	8	28	20	507		
513	237	27	13	...	22	1	249	2,120	193	1,527	4	8	17	8	400		
42	21	1	3	...	4	...	20	1,819	504	489	19	32	39	42	826		
123	60	17	6	...	12	4	46	651	204	113	1	5	43	6	331		
...	5	5		
1,138	288	111	9	1	13	1	739	4,254	713	2,006	4	34	37	62	1,535		
59	38	8	19	305	58	110	2	2	7	...	137		
158	42	30	3	...	6	...	86	2,421	329	1,170	1	27	17	42	522		
671	212	2	6	...	7	...	457	633	129	332	...	3	1	6	172		
250	2	71	...	1	1	...	177	895	197	394	1	2	12	14	304		
325	186	29	46	...	11	4	110	2,242	723	517	32	27	82	130	1,022		
104	68	8	28	...	5	2	34	2,120	716	456	32	13	82	115	948		
211	124	11	18	...	6	8	76	120	7	61	...	14	...	15	51		
...	1		

* Note.—For Groups 120, 121, 122, see Orders XXIII, XXIV, XXV on pages 285, 286, 287 respectively.

		* Order XXVIII.—Trade in wood (not firewood), cork, bark, bamboo, thatch, etc., and articles made from these.																
		Group 125a.—Wholesale dealers and brokers.								Group 125b.—Retail dealers and hawkers.								
DISTRICT OR STATE.		Total Workers and Dependents.	WORKERS.						DEPENDENTS.	Total Workers and Dependents.	WORKERS.						DEPENDENTS.	
			Total Workers.		Workers with an agricultural or other subsidiary occupation.						Total Workers.		Workers with an agricultural or other subsidiary occupation.					
			Males.	Females.	Agricultural.		Other.				Males.	Females.	Agricultural.		Other.			
					5	6	7	8					11	12	13	14		15
1	2	3	4	5	6	7	8	9	10	11	12	13	14	15	16	17		
Serial No.	Provincial Total	9,497	3,191	426	99	4	173	19	5,880	25,022	8,134	3,902	453	74	787	157	12,986	
	Divisional Burma	9,027	2,929	413	97	3	162	19	5,685	24,394	7,966	3,783	439	69	754	139	12,645	
	Arakan Division	450	86	38	4	...	7	1	326	1,588	837	51	221	...	170	...	709	
1	Akyab	312	48	34	1	...	4	1	230	1,509	820	26	221	...	168	...	603	
2	Hill Dist. of Arakan	4	1	...	1	3	1	1	
3	Kyaukpju	2	2	41	...	21	20	
4	Sandoway	132	37	4	2	...	3	...	91	37	16	4	2	...	17	
	Pegu Division	2,685	1,236	82	28	...	52	...	1,307	4,903	1,758	745	13	12	91	20	2,400	
5	Rangoon Town	775	208	40	3	...	467	891	442	40	1	...	409	
6	Insein	190	102	8	80	697	323	89	5	...	48	...	285	
7	Hanthawaddy	883	602	4	23	...	30	...	277	605	96	275	3	4	234	
8	Tharrawaddy	76	27	10	6	...	39	593	169	69	5	6	11	1	205	
9	Pegu	174	201	9	5	...	11	...	394	1,103	329	133	3	6	24	8	611	
10	Prome	127	36	11	2	...	140	1,104	399	139	4	7	566	
	Irrawaddy Division	804	98	104	4	3	7	11	602	3,389	1,192	434	30	3	93	15	1,763	
11	Bassein	481	18	70	3	3	...	8	387	1,987	799	155	20	...	57	7	1,033	
12	Henzada	207	35	20	1	...	3	3	146	593	95	108	2	2	15	4	300	
13	Myaungmya	15	2	1	12	246	67	17	7	...	7	...	162	
14	Ma-ubin	19	8	1	10	112	187	137	1	1	7	2	188	
15	Pyapön	12	35	4	...	47	141	44	17	7	2	80	
	Tenasserim Division	1,586	336	58	6	...	21	1	1,192	2,594	765	383	8	1	24	11	1,446	
16	Toungoo	531	132	10	8	...	383	693	219	57	4	1	5	...	417	
17	Salween	25	7	1	2	...	1	...	17	50	15	12	23	
18	Thatön	74	63	...	1	...	2	...	11	1,031	373	118	2	...	14	3	540	
19	Amherst	924	132	41	3	...	9	1	751	688	113	175	2	...	4	5	400	
20	Tavoy	19	1	1	...	18	105	30	20	3	...	55	
21	Mergui	13	1	12	27	15	1	1	...	11	
	Magwe Division	533	135	18	1	...	6	...	380	3,368	1,076	702	32	13	175	37	1,590	
22	Thayetmyo	67	70	...	1	11	48	1	2	45	
23	Pakökku	403	45	10	3	...	348	2,407	746	548	17	...	116	20	1,113	
24	Minbu	21	2	8	14	765	242	149	12	13	56	17	374	
25	Magwe	19	12	3	...	7	148	87	3	3	...	3	...	58	
26	Pakökku Hill Tracts	
	Mandalay Division	1,540	557	62	27	...	33	3	921	3,352	735	533	14	11	77	26	2,084	
27	Mandalay	475	219	14	8	...	10	...	242	1,514	350	311	...	10	2	2	853	
	Mandalay City	207	51	14	142	1,087	341	166	580	
28	Bhamo	527	104	43	2	...	7	3	380	730	214	89	6	...	41	6	497	
29	Myitkyina	73	13	5	55	103	41	3	2	...	8	...	59	
30	Katha	465	221	...	17	...	16	...	244	1,005	130	130	0	1	26	18	745	
31	Putao	
	Sagaing Division	1,015	336	12	24	...	29	1	667	1,752	618	189	100	3	49	7	945	
32	Shwebo	274	91	11	2	...	3	1	172	263	66	52	1	...	11	...	125	
33	Sagaing	58	29	5	...	29	175	44	61	1	1	...	4	69	
34	Lower Chindwin	323	133	...	4	...	14	...	190	612	205	49	11	...	18	...	358	
35	Upper Chindwin	357	122	1	18	...	7	...	274	700	282	26	87	2	20	3	392	
36	Chin Hills	3	1	2	2	1	1	
	Meiktila Division	414	145	39	3	...	7	2	230	3,448	985	746	21	26	75	23	2,777	
37	Kyaukse	45	29	1	1	...	4	1	15	693	147	358	...	22	5	8	188	
38	Meiktila	132	33	20	2	...	3	1	79	952	247	125	9	2	21	12	610	
39	Yamäthin	111	44	17	50	1,113	403	191	8	2	19	3	519	
40	Myingyan	126	39	1	86	600	218	72	4	...	0	...	400	
	Eastern States	470	262	13	2	1	11	...	195	628	168	119	14	5	33	18	241	
41	Northern Shan States	241	852	10	2	...	5	...	159	283	120	103	12	5	25	18	241	
42	Southern Shan States	47	8	3	...	1	6	...	36	135	48	13	2	...	8	...	74	
43	Karenni	2	1	5	...	3	2	

* Note.—For Groups 124 and 126, see Orders XXVII and XXIX on pages 288 and 289 respectively.

DISTRICT OR STATE.		* Order XXXII.—Hotels, cafés, restaurants, etc.																		
		Group 129.—Dealers in wine, liquors, aerated waters and ice.								Group 130.—Owners and managers of hotels, cool shops, dāk-bungalows, etc., and their employes.										
		Total Workers and Depen- dents.	WORKERS.								Total Workers and Depen- dents.	WORKERS.								DE- PENDENTS.
			Total Workers.		Workers with an agricultural or other subsidiary occupation.							Total Workers.		Workers with an agricultural or other subsidiary occupation.						
Males.	Females.		Agricultural.		Other.				Males.	Females.		Agricultural.		Other.						
3	4	5	6	7	8	9	10	11	12	13	14	15	16	17	18	19				
1	Provincial Total	8,685	4,156	672	30	2	134	50	3,857	40,977	13,421	9,250	89	124	537	299	18,426			
2	Divisional Burma	7,893	3,862	499	23	2	97	22	3,532	38,999	12,705	8,574	74	112	449	224	17,720			
3	Arakan Division	346	121	54	4	1	15	3	171	2,660	654	628	6	2	22	20	1,378			
4	Akyab	140	54	11	2	75	2,505	609	597	5	2	16	19	1,299			
5	Hill Dist. of Arakan			
6	Kyaukpyu	10	9	1	17	7	2	2	...	8			
7	Sandoway	196	58	43	3	1	15	1	95	137	38	28	1	...	4	1	71			
8	Pegu Division	2,709	1,503	87	11	...	19	...	1,119	9,506	4,345	1,285	6	32	93	23	3,876			
9	Rangoon Town	986	669	9	368	3,226	2,411	135	...	5	2	1,180				
10	Insein	207	80	21	4	...	106	625	268	72	3	...	27	...	285			
11	Hanthawaddy	437	213	37	1	...	5	...	187	229	103	8	118			
12	Tharrawaddy	314	140	4	170	1,473	300	311	2	9	18	4	802			
13	Pegu	407	218	7	9	...	7	...	182	1,708	602	286	1	10	31	5	814			
14	Prome	338	163	9	1	...	1	...	166	1,751	601	473	...	13	12	14	677			
15	Irrawaddy Division	1,778	744	142	3	...	13	5	892	5,128	1,735	995	9	14	42	18	2,398			
16	Bassein	505	239	52	6	1	274	1,518	545	319	3	4	10	4	654			
17	Henzada	301	191	30	1	...	1	...	210	1,020	286	237	1	5	9	7	497			
18	Myaungmya	27	91	30	1	...	6	...	144	869	311	181	3	1	9	3	377			
19	Ma-ubin	383	151	17	1	215	1,095	317	171	2	4	9	2	607			
20	Pyapôn	198	142	7	49	626	276	87	5	2	263			
21	Tenasserim Division	1,445	702	64	3	...	16	...	679	4,777	1,562	1,109	...	6	51	14	2,106			
22	Toungoo	232	115	9	3	...	108	1,482	552	304	20	1	686			
23	Sâlween	16	6	10	35	18	2	...	17			
24	Thatôn	282	143	14	1	...	125	1,384	395	396	11	4	663			
25	Amherst	757	351	37	3	...	10	...	366	1,323	390	145	11	9	588			
26	Tavoy	83	52	3	2	...	28	311	163	45	...	6	2	...	103			
27	Mergui	75	38	1	42	242	114	19	5	...	109			
28	Magwe Division	494	244	22	17	1	228	4,462	1,077	1,397	15	16	57	53	2,988			
29	Thayetmyo	108	41	7	1	60	740	163	239	...	7	...	3	338			
30	Pakôkku	145	67	7	5	...	71	1,294	350	331	4	3	27	24	613			
31	Minbu	131	65	8	3	...	63	891	213	259	4	5	13	12	419			
32	Magwe	110	76	9	...	34	1,535	351	568	7	1	17	14	616			
33	Pakôkku Hill Tracts	2			
34	Mandalay Division	508	295	38	2	...	11	4	175	5,098	1,382	1,321	5	5	53	21	2,205			
35	Mandalay	350	281	31	2	...	2	...	98	4,012	991	1,126	4	...	14	2	1,893			
36	Mandalay City	292	189	30	1	...	73	3,194	741	937	2	1	1,516			
37	Bhamo	63	24	4	1	4	40	404	133	68	1	...	13	13	203			
38	Myitkyina	36	20	1	7	...	15	257	112	55	...	3	16	2	98			
39	Katha	54	30	1	...	22	425	144	72	...	2	10	4	209			
40	Putao			
41	Sagaing Division	254	106	36	5	3	112	2,821	786	657	17	16	59	35	1,378			
42	Shwebo	56	29	4	2	...	23	865	313	61	6	...	15	1	491			
43	Sagaing	90	43	8	1	2	45	909	211	258	4	11	14	22	440			
44	Lower Chindwin	40	22	1	...	18	766	221	179	7	5	29	5	366			
45	Upper Chindwin	57	11	24	1	1	22	281	41	159	1	...	81			
46	Chin Hills	5	1	4			
47	Meiktila Division	359	147	56	...	1	1	6	156	4,547	1,164	1,182	16	21	72	40	2,201			
48	Kyauksâ	19	9	1	1	...	9	676	273	162	8	10	24	3	441			
49	Meiktila	157	38	42	...	1	...	4	70	1,288	313	399	2	4	25	21	646			
50	Yamethin	95	44	3	48	1,574	419	398	3	...	13	5	757			
51	Myingyan	95	56	10	2	29	809	159	293	3	7	10	11	357			
52	Eastern States	792	294	173	7	...	37	28	325	1,978	706	576	15	12	88	75	696			
53	Northern Shan States	529	233	131	3	...	32	23	225	1,807	662	517	15	12	83	71	628			
54	Southern Shan States	200	60	41	4	...	5	...	99	133	32	45	5	4	56			
55	Karenni	3	1	1	1	38	12	14	12			

* Note.—For Group 128, see Order XXXI on page 291.

ART III.—Details by districts—contd.

Order XXXIII.—Other trade in foodstuffs.

Group 131.—Fish.								Group 132.—Grocery, vegetable oil, salt and other condiments.								Serial No. of District, etc. (column 1).
Total Workers and Dependents.	WORKERS.						DEPENDENTS.	Total Workers and Dependents.	WORKERS.						DEPENDENTS.	
	Total Workers.		Workers with an agricultural or other subsidiary occupation.						Total Workers.		Workers with an agricultural or other subsidiary occupation.					
	Males.	Females.	Agricultural.		Other.				Males.	Females.	Agricultural.		Other.			
18	19	20	21	22	23	24	25	26	27	28	29	30	31	32	33	
1,565	10,509	22,388	158	286	570	933	27,668	23,591	5,995	6,262	195	67	479	243	11,334	
60,073	10,441	22,163	158	253	562	904	27,469	21,979	5,402	6,029	150	59	396	214	10,548	
4,988	1,173	1,066	21	21	74	114	2,749	853	322	68	2	2	11	3	463	
4,194	1,090	704	15	3	65	74	8,500	786	293	59	2	2	10	2	434	
...	
41	2	21	18	3	2	1	
653	81	341	6	18	9	40	231	58	26	8	1	1	24	
13,855	2,550	3,571	55	49	71	66	7,734	3,691	1,138	845	4	4	33	5	1,708	
2,730	858	609	3	...	6	4	1,203	1,201	780	446	12	...	975	
491	55	184	1	5	1	6	252	81	34	17	1	...	30	
3,355	353	578	6	...	9	13	2,474	208	73	47	2	2	7	1	88	
2,614	366	716	20	13	15	19	1,531	345	70	87	2	1	7	1	182	
2,900	675	634	7	19	27	5	1,591	268	80	57	...	1	6	3	131	
1,765	243	790	18	12	13	19	732	588	95	191	302	
14,190	3,257	3,963	21	56	170	130	6,970	1,857	377	546	5	1	15	16	934	
4,400	1,024	1,460	...	24	70	48	1,916	503	68	179	2	1	2	8	236	
8,094	296	584	10	17	18	30	1,214	358	78	70	3	...	210	
1,740	376	446	4	1	14	7	918	875	48	86	3	4	141	
4,646	1,246	1,185	5	13	50	39	2,217	450	68	159	1	...	5	3	209	
1,308	315	288	2	1	18	6	705	265	75	58	2	...	2	1	138	
7,524	719	3,961	14	17	14	42	2,844	2,051	451	489	2	3	9	17	1,111	
912	105	432	1	...	3	13	375	370	40	137	3	193	
8	...	5	3	2	1	1	
1,107	178	390	...	3	1	3	539	444	83	111	1	1	4	4	250	
1,303	122	464	3	4	2	5	717	836	254	85	1	...	2	1	497	
3,258	900	2,469	10	10	2	21	581	375	68	150	...	2	3	9	157	
936	114	201	6	...	621	24	5	6	13	
7,322	972	3,597	19	41	100	149	2,753	5,032	1,304	1,365	69	11	173	58	2,363	
1,420	142	778	1	2	4	17	500	770	150	205	5	7	415	
2,190	288	1,194	7	7	35	33	708	1,646	275	597	26	5	27	26	844	
2,094	266	711	8	12	33	41	1,087	1,006	374	372	14	4	99	19	460	
1,618	276	824	3	20	28	58	458	1,410	505	261	29	2	42	6	641	
...	
4,740	712	2,478	1	30	34	66	1,550	2,699	534	758	5	1	33	18	1,407	
3,008	417	1,610	...	28	5	38	981	1,810	388	613	6	9	809	
2,288	76	737	575	1,470	312	459	1	...	499	
691	101	480	1	1	9	15	170	854	53	84	9	2	117	
286	86	116	...	1	5	4	81	48	21	10	...	1	6	1	17	
815	168	332	15	9	315	587	72	51	5	...	12	6	464	
...	
4,638	652	2,365	25	35	80	302	1,621	2,974	625	1,117	43	27	75	74	1,232	
531	119	70	5	1	9	2	342	551	78	250	...	4	3	13	223	
2,132	144	1,487	7	25	12	238	501	809	118	376	9	5	5	31	315	
1,527	310	591	9	5	48	51	686	1,238	306	400	23	10	40	25	532	
448	79	217	4	4	11	11	152	376	123	91	11	8	27	5	162	
...	
2,216	406	1,162	2	4	19	35	1,248	2,222	651	841	20	10	47	23	1,330	
230	54	97	5	1	79	457	134	115	7	1	12	...	208	
875	76	373	...	1	...	9	426	630	173	160	2	...	8	6	297	
924	156	283	2	2	14	5	485	673	140	144	5	...	14	...	380	
787	180	409	...	1	...	20	958	1,082	195	422	6	9	13	17	445	
...	
422	68	225	...	33	8	29	199	1,612	593	233	45	8	23	29	786	
288	50	81	...	9	6	4	157	1,539	589	185	43	8	23	26	765	
203	18	143	...	24	2	25	42	72	4	47	2	3	21	
1	...	1	1	...	1	

Order XXXIII.—Other trades

Serial No.	DISTRICT OR STATE.	Group 133.—Milk, butter, ghee, poultry, eggs, etc								Group 134.—Sugar, jaggery and sweetmeats.								DEPENDENTS.		
		Total Workers and Depen- dents.	WORKERS.								Total Workers and Depen- dents.	WORKERS.								
			Total Workers.	Workers with an agricultural or other subsidiary occupation.						DE- PENDENTS.		Total Workers.	Workers with an agricultural or other subsidiary occupation.							
				Agricultural.		Other.							Agricultural.		Other.					
				Males.	Females.	Males.	Females.	Males.	Females.				Males.	Females.	Males.	Females.	Males.		Females.	
1	2	3	4	5	6	7	8	9	10	11	12	13	14	15	16	17				
	Provincial Total ...	5,165	1,870	749	7	18	49	18	2,546	65,060	11,233	27,925	267	482	533	756	25,900			
	Divisional Burma ...	5,047	1,859	649	7	8	49	18	2,539	64,433	11,131	27,628	267	470	524	732	25,074			
	Arakan Division ...	115	43	8					64	3,222	418	1,165	1	1	4	24	1,430			
1	Akyab	88	37	6					45	3,147	404	1,153	1	1	4	24	1,430			
2	Hill Dist. of Arakan																			
3	Kyaukpyu									9	2	4					3			
4	Sandoway	27	6	2					19	65	11	8					46			
	Pegu Division ...	1,237	602	57	4		12	3	578	11,780	2,890	4,508	83	126	47	69	4,382			
5	Rangoon Town	507	284	20					103	2,375	1,024	471			5		880			
6	Insein	121	40	4	4		3		77	1,147	136	478		7	3	5	533			
7	Hanthawaddy	152	53	11			1	1	88	880	299	168	3	1	18	1	413			
8	Tharrawaddy	167	90	5					72	1,811	486	673	73	20	11	11	651			
9	Pegu	87	43	8					36	2,909	530	1,594	3	73	14	20	785			
10	Prome	203	92	9			7	2	102	2,658	415	1,124	4	25	2	31	1,119			
	Irrawaddy Division ...	439	184	43			2		212	13,989	2,149	5,991	41	124	73	126	5,849			
11	Bassem	93	56	10					27	6,779	954	3,085	19	73	45	79	2,740			
12	Henzada	75	22	12					41	893	206	273	20	35	4	5	414			
13	Myaungmya	41	15	7			1		19	509	211	24			11	1	274			
14	Ma-ubin	198	81	11			1		106	4,220	581	1,934		11	7	38	1,795			
15	Pyapön	32	10	3					19	1,588	197	675		5	6	3	716			
	Tenasserim Division ...	973	332	134		8	16	1	597	7,191	937	3,409	2	9	26	57	2,845			
16	Toungoo	190	43	12			2		135	1,100	322	361	1		14	3	417			
17	Salween	2															8			
18	Thatön	494	195	99		8	13	1	200	1,872	160	999		1			713			
19	Amherst	191	68	15					108	2,323	322	1,057			3	4	944			
20	Tavoy	77	18	7			1		52	1,154	115	622	1	8	4	23	397			
21	Mergui	19	6	1					12	723	11	346			1		366			
	Magwe Division ...	219	77	46			1		96	11,601	1,853	5,422	58	128	176	227	4,326			
22	Thayetmyo	58	28	4			1		33	2,246	382	857	7	9	25	21	1,007			
23	Pakökku	21	10						11	5,782	602	2,089	24	56	74	130	2,101			
24	Minbu	58	9	24					25	1,942	476	853	18	49	61	70	613			
25	Magwe	82	37	18					27	1,631	303	723	9	14	16	6	605			
26	Pakökku Hill Tracts																			
	Mandalay Division ...	1,051	288	265	2		5	7	498	3,588	761	1,633	3	6	20	26	1,194			
27	Mandalay	971	248	256			3	1	467	2,894	575	1,377		4		9	921			
	<i>Mandalay City</i>	872	209	249					414	2,222	520	982				1	720			
28	Bhamo	37	18	7	1		1	6	12	387	79	168				14	140			
29	Mitkyina	16	9	2					5	162	59	55			5	1	48			
30	Katha	27	13		1		1		14	145	48	33			6	2	64			
31	Putao																			
	Sagaing Division ...	353	152	37	1		7	5	164	5,260	839	2,437	36	20	95	83	1,084			
32	Shwebo	84	17	11			9	4	46	1,412	256	325	4	2	24	11	831			
33	Sagaing	225	119	16	1		5	1	90	1,954	270	1,115	27		34	1	499			
34	Lower Chindwin	43	15						28	1,741	238	919	4	18	24	71	584			
35	Upper Chindwin	1	1							149	73	8	1		13		68			
36	Chin Hills								4								8			
	Meiktila Division ...	660	181	59		6	2	420	7,802	1,284	3,063	43	56	83	120	2,455				
37	Kyaukse	83	26	6		4	1	51	1,028	179	493		32	8	13	350				
38	Meiktila	190	46	15			1	189	2,561	425	996	35	11	45	47	1,140				
39	Yamethin	322	90	20			2	212	1,780	353	487	4	3	16	10	940				
40	Myingyan	65	19	18				28	2,433	327	1,087	4	10	14	59	1,019				
	Eastern States ...	118	11	100		10		7	627	102	297		12	9	24	228				
41	Northern Shan States	23	9						5	453	81	186		10	7	14	186			
42	Southern Shan States	95	2	91					173	21	110		2	2	10	42				
43	Karenni								1		1									

PART III.—Details by districts—contd.

369

in foodstuffs—continued.

Group 135.—Cardamon, betel-leaf, vegetables, fruit and areca-nut.								Group 136a.—Grain, pulse, flour and bran—wholesale dealers and brokers.								Serial No. of District, etc. (column 1).
Total Workers and Dependents.	WORKERS.						DEPENDENTS.	Total Workers and Dependents.	WORKERS.						DEPENDENTS.	
	Total Workers.		Workers with an agricultural or other subsidiary occupation.						Total Workers.		Workers with an agricultural or other subsidiary occupation.					
	Males.	Females.	Agricultural.		Other.				Males.	Females.	Agricultural.		Other.			
18	19	20	21	22	23	24	25	26	27	28	29	30	31	32	33	
64,326	11,432	24,631	186	325	548	817	28,263	59,590	15,645	7,648	295	95	972	454	36,297	
62,929	11,095	24,197	161	296	463	794	27,637	59,339	15,600	7,530	295	88	967	428	36,209	
7,238	1,804	1,952	55	16	87	85	3,382	3,361	1,555	75	36	3	58	2	1,731	
6,753	1,749	1,756	45	8	17	69	3,248	3,051	1,467	58	21	...	43	...	1,526	
...	
10	10	...	10	
375	45	196	...	8	10	16	134	268	70	11	6	2	15	2	187	
15,828	3,533	6,225	19	97	78	56	6,070	25,643	6,234	2,525	100	22	235	87	16,884	
7,018	2,123	9,709	18	...	2,186	9,859	2,943	234	3	3	21	5	6,682	
607	119	271	6	2	3	5	217	1,906	511	113	10	...	31	4	1,882	
1,812	339	667	2	24	7	2	806	3,977	292	1,483	6	...	20	21	2,202	
1,670	234	673	5	5	24	8	763	3,529	1,057	184	37	3	109	21	2,288	
2,576	466	900	5	35	17	11	1,210	3,230	875	240	42	4	46	16	2,715	
2,145	252	1,005	1	31	9	30	888	2,542	556	271	2	12	8	20	1,715	
6,029	954	2,357	26	28	52	48	2,718	12,558	3,087	1,608	9	17	299	145	7,863	
1,882	187	554	9	17	28	15	547	2,786	204	635	2	4	26	69	1,947	
1,051	130	328	11	3	5	3	598	4,642	1,276	386	37	9	113	26	2,980	
1,009	151	515	1	6	18	6	403	2,754	912	281	7	2	100	42	1,561	
1,908	380	755	4	...	12	11	923	1,102	271	181	11	2	47	8	650	
623	166	205	1	2	1	1	852	1,274	424	125	2	...	13	...	725	
12,537	1,648	4,903	21	54	55	131	5,986	6,409	1,796	795	41	14	108	9	3,908	
5,126	936	1,163	6	14	29	32	3,027	2,673	529	506	11	5	19	3	1,638	
33	6	8	2	...	1	...	19	3	1	
1,682	200	710	3	9	10	18	772	686	357	20	4	...	35	...	309	
2,882	324	1,178	7	9	8	26	1,323	2,580	795	132	20	...	43	4	1,662	
2,643	115	1,771	3	22	7	55	757	225	61	35	6	9	11	2	120	
168	7	73	88	233	53	12	168	
7,253	1,271	2,713	21	69	104	192	3,269	3,355	812	874	14	11	98	72	1,670	
918	139	312	3	...	5	13	467	124	39	4	4	...	81	
2,205	364	847	...	14	41	88	994	2,270	386	761	14	10	53	60	1,123	
1,914	277	993	6	38	37	59	644	244	14	88	...	1	...	12	142	
2,116	391	561	12	17	21	32	1,164	717	372	21	41	...	324	
...	
4,464	529	2,212	2	3	10	73	1,723	2,707	672	966	5	2	53	47	1,229	
3,353	377	1,781	1	3	7	51	1,195	1,755	467	519	2	...	13	6	799	
2,289	257	1,177	1	...	1	...	816	1,541	354	506	7	5	681	
688	82	281	2	18	325	667	94	370	...	2	17	40	203	
170	17	75	1	4	78	123	64	11	1	...	17	...	108	
253	53	75	1	...	125	102	47	6	2	...	6	1	49	
...	
3,164	392	1,522	3	6	36	128	1,250	2,241	671	371	27	16	74	52	1,199	
577	60	303	7	5	214	1,011	284	174	13	5	27	9	553	
14,555	101	796	...	4	11	54	558	711	225	153	7	11	23	27	333	
799	112	258	1	...	7	37	429	339	154	24	...	185	
333	119	165	2	2	11	32	49	180	8	44	16	128	
...	
6,616	1,025	2,313	14	23	41	81	3,229	3,065	774	466	13	3	42	24	1,325	
1,147	176	425	3	6	12	9	546	821	249	48	5	...	11	...	524	
1,547	224	637	6	...	10	31	683	873	188	271	1	3	13	12	414	
3,051	483	907	4	12	16	30	1,061	737	109	48	2	...	580	
871	178	344	1	5	3	11	349	634	228	99	7	...	16	2	307	
1,397	337	434	25	29	85	23	626	251	45	118	...	7	5	26	88	
1,105	269	335	13	5	77	19	501	85	25	9	4	1	51	
265	67	83	12	24	7	4	115	166	20	109	...	7	1	37	41	
27	1	16	1	...	10	43	

DISTRICT OR STATE.		Group 136b.—Grain, pulse, flour and bran—retail dealers and hawkers.										Group 137.—Tobacco and opium						
		Total Workers and Depen- dents.	WORKERS.						DEPENDENTS.	Total Workers and Depen- dents.	WORKERS.						DEPENDENTS.	
			Total Workers.		Workers with an agricultural or other subsidiary occupation.						Total Workers.		Workers with an agricultural or other subsidiary occupation.					
			Males.	Females.	Agricultural.		Other.				Males.	Females.	Agricultural.		Other.			
1	2	3	4	5	6	7	8	9	10	11	12	13	14	15	16	17		
Serial No	Provincial Total ...	34,391	9,890	9,177	174	157	653	417	15,324	28,271	4,702	10,153	80	94	310	307	13,411	
	Divisional Burma ...	33,244	9,607	8,858	161	153	602	331	14,779	27,254	4,294	9,916	66	84	266	292	13,041	
	Arakan Division ...	1,658	835	262	21	1	35	10	561	1,935	394	482	7	11	26	28	1,051	
1	Akyab ...	1,619	835	236	21	...	35	8	558	1,635	337	349	7	4	23	11	941	
2	Hill Dist. of Arakan	18	3	1	11	
3	Kyaukpyu	11	5	11	
4	Sandoway ...	29	...	26	...	1	...	2	3	271	49	132	...	7	3	7	91	
	Pegu Division ...	6,378	1,447	2,124	3	7	19	34	2,807	6,222	1,029	1,963	3	9	28	23	3,231	
5	Rangoon Town ...	2,076	864	420	5	1,392	2,070	532	489	3	...	1,041	
6	Insein ...	229	72	64	1	1	2	2	93	285	122	91	71	
7	Hanthawaddy ...	1,901	103	1,335	1	3	1	8	423	911	66	115	1	6	4	...	731	
8	Tharrawaddy ...	260	104	12	1	...	6	...	144	1,311	110	501	1	1	3	3	701	
9	Pegu ...	568	164	47	6	2	357	689	91	282	...	2	9	4	311	
10	Prome ...	744	140	246	...	3	2	16	358	956	108	485	1	6	361	
	Irrawaddy Division ...	7,725	3,372	1,074	65	23	152	34	3,279	4,529	517	1,829	1	...	27	28	2,181	
11	Bassein ...	4,315	2,705	90	58	7	126	3	1,520	1,179	147	440	5	8	581	
12	Henzada ...	1,016	129	519	...	13	4	3	368	1,307	85	511	1	...	6	4	711	
13	Myaungmya ...	479	175	79	2	11	225	278	89	43	4	3	141	
14	Ma-ubin ...	1,325	142	370	5	2	7	16	813	1,233	133	606	7	11	491	
15	Pyapon ...	590	221	16	...	1	15	1	353	532	63	223	5	5	241	
	Tenasserim Division ...	3,170	418	749	4	6	21	39	2,003	4,270	531	1,783	4	9	29	62	1,951	
16	Toungoo ...	424	102	79	2	1	8	...	243	1,410	263	407	...	1	10	28	770	
17	Salween ...	7	4	3	20	9	2	5	
18	Thaton ...	1,189	74	290	...	2	3	14	825	1,104	71	621	3	6	4	11	411	
19	Amherst ...	1,203	206	188	2	...	6	8	809	1,036	145	445	1	1	5	18	446	
20	Tavoy ...	302	16	185	...	3	2	17	101	260	38	35	...	1	9	5	187	
21	Mergui ...	45	16	4	2	...	25	410	5	273	1	...	132	
	Magwe Division ...	3,918	896	1,691	18	56	96	60	1,331	2,582	462	1,024	18	16	68	58	1,096	
22	Thayetmyo ...	976	117	425	7	10	434	659	60	330	5	2	263	
23	Pakokku ...	465	139	203	5	...	16	...	123	1,210	225	448	4	12	44	46	537	
24	Minbu ...	1,267	327	732	10	48	47	39	208	369	41	197	...	1	3	6	131	
25	Magwe ...	1,210	313	331	3	8	27	11	506	344	130	49	14	3	16	4	165	
26	Pakokku Hill Tracts	
	Mandalay Division ...	3,661	926	896	11	9	91	40	1,839	3,051	424	1,086	2	2	13	23	1,541	
27	Mandalay ...	2,140	455	594	...	9	3	15	2,091	2,472	348	997	4	15	1,127	
	Mandalay City ...	1,694	451	356	3	...	887	2,136	293	870	973	
28	Bhamo ...	639	229	137	4	...	66	2	273	81	19	31	3	...	31	
29	Myitkyina ...	217	72	57	6	1	88	63	21	20	1	1	22	
30	Katha ...	665	170	108	7	...	16	22	387	435	36	38	1	1	6	5	361	
31	Putao	
	Sagaing Division ...	4,006	1,234	1,086	31	25	152	76	1,686	1,560	442	537	24	18	45	50	521	
32	Shwebo ...	393	116	142	1	...	4	...	135	413	108	165	3	2	17	6	140	
33	Sagaing ...	1,082	492	54	8	2	33	3	536	635	231	181	18	6	22	23	223	
34	Lower Chindwin ...	1,513	277	675	8	...	32	48	561	463	88	185	3	9	6	21	190	
35	Upper Chindwin ...	1,018	349	215	14	23	83	25	454	49	15	6	...	1	28	
36	Chin Hills	
	Meiktila Division ...	2,728	479	976	8	26	36	38	1,273	3,105	495	1,212	7	19	30	40	1,308	
37	Kyaukse ...	810	128	362	7	16	14	13	320	255	57	104	4	9	5	7	94	
38	Meiktila ...	461	27	129	3	2	305	665	101	250	1	...	10	12	314	
39	Yamethin ...	813	236	251	...	5	14	8	326	1,128	192	519	1	3	6	11	417	
40	Myingyan ...	644	88	234	1	5	5	15	322	1,057	145	339	1	7	9	10	573	
	Eastern States ...	1,147	283	319	13	4	51	86	545	1,017	408	237	14	10	44	25	372	
41	Northern Shan States ...	1,101	255	318	9	4	42	86	528	813	370	156	10	2	37	10	227	
42	Southern Shan States ...	41	25	...	4	...	9	...	16	172	33	74	4	65	
43	Karenni ...	5	3	1	1	32	5	7	20	

in foodstuffs—concluded.

Group 138.—Meat, sheep, goats and pigs.								Group 139.—Hay, grass and fodder.							
Total Workers and Dependents.	WORKERS.						DEPENDENTS.	Total Workers and Dependents.	WORKERS.						DEPENDENTS.
	Total Workers.		Workers with an agricultural or other subsidiary occupation.						Total Workers.		Workers with an agricultural or other subsidiary occupation.				
	Males.	Females.	Agricultural.		Other.				Males.	Females.	Agricultural.		Other.		
			Males.	Females.	Males.	Females.					Males.	Females.	Males.	Females.	
18	19	20	21	22	23	24	25	26	27	28	29	30	31	32	33
1,648	3,950	2,531	81	31	245	74	8,167	1,433	317	279	1	4	14	20	541
12,382	3,303	2,195	58	16	201	62	7,084	1,207	539	172	1	...	8	3	496
143	52	39	2	3	52	1	1
182	49	32	1	41	1	1
...
14	2	4	1	...	8	3
7	1	3	1	2	3	4
3,439	1,000	491	4	1	18	10	1,948	317	194	15	1	...	108
947	414	68	465	305	183	15	1	...	107
229	57	26	4	...	146	2	5
849	69	38	1	...	1	...	148	7
616	136	47	2	...	8	1	433	4	3	8
236	98	17	1	...	4	...	181	6	6	9
1,162	286	295	...	1	1	9	641	10
1,143	318	163	1	1	7	8	662	73	26	6	41
390	123	56	1	811	73	26	6	41
309	36	77	...	1	1	6	106	11
174	60	11	4	...	103	12
111	36	17	1	...	2	1	58	13
159	63	2	94	14
1,036	297	129	4	5	14	7	610	201	117	4	80
340	98	36	3	...	206	16
12	2	3	7	17
336	113	36	4	5	9	7	187	8	1	1	18
180	46	34	100	193	116	3	74
119	27	12	2	...	80	20
49	11	8	39	21
1,812	481	385	30	1	91	8	946	285	104	60	1	...	4	...	121
175	30	46	3	1	99	22
651	814	102	26	...	74	1	335	306	58	52	3	...	96
222	22	83	...	1	4	3	117	13	7	7	3
764	815	154	4	...	10	3	395	66	43	1	1	...	1	...	23
...	24
1,136	261	260	3	...	25	4	615	124	32	34	58
706	181	212	4	1	373	117	28	32	57
566	90	198	1	278	114	28	32	54
311	99	35	2	...	18	2	177	2	2	2	29
11	5	3	3	2	2	2	30
108	36	10	1	...	3	1	62	3	2	2	31
...
1,018	278	222	7	...	12	9	518	77	25	19	1	...	33
497	198	73	2	...	8	3	286	32
300	25	105	1	6	170	40	10	1	20
165	46	22	5	...	3	...	97	37	6	18	1	...	13
56	9	22	25	35
...	36
2,855	616	506	9	8	32	13	1,733	129	41	34	2	3	54
867	46	48	2	2	173	37
823	128	121	2	1	7	6	574	4	2	38
1,080	225	174	3	2	12	1	621	57	24	12	2	...	21
745	217	163	2	3	13	6	365	68	15	22	3	31
2,066	647	336	23	15	44	12	1,083	226	74	107	...	4	6	17	45
1,583	492	232	15	6	33	5	799	203	71	94	...	4	6	13	38
537	153	104	8	9	11	7	280	19	...	13	4	42
6	2	4	4	3	43

Serial No. of District, etc. (column 1).

		Order XXXV.*—Trade in household goods.														
		Group 141.*—Furniture and woven furnishings.							Group 142.*—Hardware, glass, gardening tools, etc.							
DISTRICT OR STATE.	Total Workers and Dependents.	WORKERS.						DEPENDENTS.	Total Workers and Dependents.	WORKERS.						DEPENDENTS.
		Total Workers.		Workers with an agricultural or other subsidiary occupation.						Total Workers.		Workers with an agricultural or other subsidiary occupation.				
		Males.	Females.	Agricultural.		Other.				Males.	Females.	Agricultural.		Other.		
				1	2	3	4					5	6	7	8	
Provincial Total	8,691	1,521	4,349	30	73	127	246	2,821	9,216	2,633	2,302	52	29	106	106	4,281
Divisional Burma	8,607	1,506	4,314	30	73	127	243	2,787	8,905	2,441	2,295	33	29	86	106	4,169
Arakan Division	283	27	136	120	309	209	4	3	...	3	...	96
Akyab	275	27	128	120	309	209	4	3	...	3	...	96
Hill Dist. of Arakan
Kyaukpyu	8	...	8
Sandway
Pegu Division	1,500	220	595	1	45	7	9	685	1,939	544	244	8	1	10	1	1,151
Rangoon Town	210	92	23	95	962	283	51	648
Insein	324	29	254	...	0	41	74	19	25	30
Hanthawaddy	117	20	45	1	...	52	254	59	68	1	107
Tharrawaddy	603	20	170	...	29	5	7	407	163	65	2	4	...	2	...	66
Pegu	170	40	66	...	5	1	...	64	381	68	93	3	1	8	1	220
Prome	76	19	31	1	5	26	105	50	5	50
Irrawaddy Division	1,808	244	951	3	6	4	35	613	2,197	811	253	9	4	33	3	1,133
Bassein	121	53	23	2	1	45	1,251	594	109	8	4	29	2	548
Henzada	480	16	316	2	4	1	7	148	121	38	8	4	...	75
Myauhgmya	415	...	346	5	69	117	49	35	33
Ma-ubin	778	106	262	1	2	1	22	350	619	99	78	1	1	442
Pyapon	14	9	4	1	89	31	23	35
Tenasserim Division	431	58	249	...	3	1	...	124	712	74	299	...	3	4	16	339
Toungoo	63	15	5	1	...	43	141	35	37	3	4	69
Salween
Thaton	145	15	103	...	3	27	269	10	157	102
Amherst	119	26	64	29	207	26	32	149
Tavoy	102	2	77	23	79	2	69	8
Mergai	2	2	16	1	4	11
Magwe Division	1,855	506	736	16	14	106	42	613	561	111	252	...	3	1	19	198
Thayetmyo	45	2	20	...	1	23	40	22	1	17
Pakokku	859	304	331	16	...	87	29	224	323	11	236	...	3	...	19	76
Minbu	403	58	167	...	11	9	9	178	33	26	4	3
Magwe	548	142	218	...	2	10	4	188	165	52	11	1	...	102
Pakokku Hill Tracts
Mandalay Division	617	101	356	2	12	160	1,022	285	285	2	4	6	14	452
Mandalay	427	49	204	9	114	922	258	248	2	3	5	6	416
Mandalay City	174	43	35	96	453	142	23	228
Shamo	42	19	2	21	36	20	2	14
Myitkyina	5	4	1	24	2	10	12
Katha	143	29	90	2	3	24	40	5	25	...	1	...	8	10
Putao
Sagaing Division	691	104	325	...	3	4	14	262	1,279	203	649	3	3	13	49	427
Shwebo	212	42	116	...	1	2	10	54	441	123	139	...	1	6	4	179
Sagaing	202	28	78	1	1	96	652	40	453	1	2	4	36	159
Lower Chindwin	258	28	126	...	2	1	3	104	182	40	57	2	...	3	9	85
Upper Chindwin	19	6	5	8	4	4
Chin Hills
Meiktila Division	1,422	246	966	10	2	3	131	219	886	204	309	8	11	16	4	373
Kyauka	20	16	...	1	...	1	...	4	47	28	1	18
Meiktila	63	42	6	...	1	15	136	18	58	1	...	60
Yamethin	278	142	40	8	...	2	...	92	430	94	153	4	9	4	3	183
Myingyan	1,061	42	920	1	1	...	131	99	273	64	97	4	2	9	1	112
Eastern States	84	15	35
Northern Shan States	38	12	11	3	34	192	7	19	20	...	122
Southern Shan States	46	3	24	15	65	37	7	22
Karehni	19	246	155	...	19	...	20	...	91

* Note.—For Group 140 see Order XXXIV on page 293, and for Group 143 see Order XXXVI on page 294.

Order XXXVII.—Trade in means of transport.

Group 144.—Dealers in and hirers of cycles and all kinds of mechanical transport (not hirers of hackney carriages).				Group 145.—Dealers in and hirers of other carriages, carts, boats, etc. (not hirers of hackney carriages).										Group 146.—Dealers and hirers of elephants, horses, cattle, mules, etc.										Serial No. of District, etc. (column 1).			
Total Workers and Dependents.	WORKERS.		DEPENDENTS.	Total Workers and Dependents.	WORKERS.										Total Workers and Dependents.	WORKERS.										DEPENDENTS.	
	Males	Females			Total Workers.	Total Workers.		Workers with an agricultural or other subsidiary occupation.								Total Workers.	Total Workers.		Workers with an agricultural or other subsidiary occupation.								
						Males	Females	Agricultural.				Other.					Males	Females	Agricultural.			Other.					
								Males	Females	Males	Females	Males	Females	Males					Females	Males	Females						
18	19	20	21	22	23	24	25	26	27	28	29	30	31	32	33	34	35	36	37	38	39	40					
30	87	8	235	2,456	803	231	8	5	80	25	1,422	20,953	6,448	2,789	232	95	661	352	21,736								
329	86	8	235	2,336	776	182	7	4	78	16	1,378	19,122	5,874	2,473	176	90	561	258	10,775								
I	I	307	102	8	2	...	19	...	197	3,215	620	604	45	15	68	70	1,001								
J	I	168	52	0	10	...	110	2,818	513	519	30	7	53	57	1,816								
...	100	40	9	...	66	142	30	41	9	...	3	4	62								
...	39	10	27	225	68	44	6	8	12	9	113								
*184	*73	...	III	377	151	14	10	I	212	4,447	1,485	544	54	21	150	32	2,418								
170	60	...	IO4	83	72	1	10	145	30	1	112								
4	4	11	5	2	4	576	815	89	4	5	24	5	272								
...	35	27	6	...	8	330	184	21	3	...	19	...	185								
4	101	16	85	1,537	423	239	33	11	54	18	875								
5	127	25	11	4	I	91	1,113	413	130	14	...	51	...	570								
...	20	6	14	746	218	64	...	5	2	9	464								
...	383	59	82	4	3	242	2,977	956	306	24	18	99	29	1,715								
...	67	14	53	906	298	56	7	3	38	4	552								
...	195	12	68	4	1	181	745	234	130	5	13	36	15	361								
...	18	...	6	12	125	79	14	1	1	5	...	32								
...	70	22	9	2	...	39	1,053	240	100	11	1	20	10	713								
...	33	11	5	17	148	105	6	37								
17	4	...	13	140	32	6	I	...	4	...	102	3,056	1,166	267	24	5	89	25	1,623								
...	13	7	3	...	6	1,234	421	154	5	4	53	18	659								
...	36	9	6	I	...	1	60	25	...	2	...	2	...	35								
14	3	...	11	74	5	21	803	289	68	5	...	18	1	446								
3	1	...	2	8	0	2	188	68	12	9	1	12	6	358								
...	9	5	4	25	14	1	...	11								
I	I	688	320	9	I	...	32	...	359	693	165	178	3	5	17	12	350								
I	I	11	9	2	307	34	77	2	3	2	2	196								
...	634	291	7	32	...	330	135	63	7	3	...	5	...	65								
...	35	17	18	130	30	57	...	2	7	10	43								
...	8	3	2	I	3	121	38	37	...	1	2	...	46								
...								
48	8	8	32	97	33	14	8	10	50	1,720	596	172	11	10	66	44	952								
44	6	8	30	43	9	4	30	732	250	4	3	...	478								
3	2	32	...	4	28	619	210	4	405								
...	86	9	10	5	10	7	135	50	4	2	...	9	...	81								
...	201	62	53	3	...	9	12	86								
4	2	...	2	28	15	3	...	13	647	233	121	6	10	45	32	303								
...	5	1	4								
76	76	135	26	31	I	5	78	1,252	324	245	6	15	17	32	622								
...	119	22	27	1	2	70	263	79	18	156								
...	8	3	5	255	105	2	6	1	148								
...	2	1	1	420	132	40	5	...	6	...	248								
76	76	6	...	4	3	...	2	314	8	175	1	15	3	32	131								
...								
2	I	...	I	209	53	18	2	...	2	...	138	1,762	562	157	9	1	55	13	1,048								
...	43	10	13	20	181	54	16	3	...	5	...	111								
I	I	85	10	2	73	580	158	53	2	1	17	11	360								
...	44	10	2	...	34	760	252	64	2	...	32	2	444								
I	I	37	23	3	I	11	241	98	24	2	...	1	...	119								
I	2	120	27	49	I	I	2	9	44	1,221	574	316	56	5	100	94	942								
...	106	13	49	1	...	44	793	273	130	27	2	35	45	390								
I	I	14	14	2	1,000	282	185	27	3	64	49	533								
...	38	19	1	18								

All without subsidiary occupations, except 1 male in Pegu district with a non-agricultural subsidiary occupation.

DISTRICT OR STATE.		Order XXXIX.—Trade in articles of luxury and articles pertaining to letters or										Group 148.—Dealers in precious stones, jewellery (real and imitation), clocks, optical instruments, etc.						Group 149.—Dealers in common bangles, bead necklaces, fans, small articles, toys, hunting and fishing tackle, flowers, etc.					
		Total Workers and Dependents.	WORKERS.						DEPENDENTS.	Total Workers and Dependents.	WORKERS.						DEPENDENTS.						
			Total Workers.		Workers with an agricultural or other subsidiary occupation.		Other.				Total Workers.		Workers with an agricultural or other subsidiary occupation.		Other.								
			Males.	Females.	Males.	Females.	Males.	Females.			Males.	Females.	Males.	Females.	Males.	Females.							
1	2	3	4	5	6	7	8	9	10	11	12	13	14	15	16	17							
Serial No.	Provincial Total	10,216	3,064	1,167	11	6	161	34	5,985	2,883	672	924	3	2	10	20	1,287						
	Divisional Burma	10,006	2,982	1,116	9	5	158	34	5,908	2,820	653	903	3	2	10	19	1,264						
1	Arakan Division	33	24	9	41	30	4	...	1	2	7	...						
2	Akyab	18	17	1	1						
3	Hill Dist. of Arakan	31	25	6						
4	Kyaukpyu	3	3						
5	Sandoway	12	4	8	10						
6	Pegu Division	1,836	522	197	2	...	9	1	1,117	927	179	332	416						
7	Kangoon Town	1,149	317	141	4	...	691	659	16	267	366						
8	Insein	142	44	5	1	93	63	18	10	35						
9	Hanthawaddy	37	12	...	1	25	32	3	23	6						
10	Tharrawaddy	149	42	7	4	...	100						
11	Prome	140	48	6	1	86	49	8	1	40						
12	Irrawaddy Division	219	59	38	122	124	24	31	69						
13	Bassein	621	158	76	11	7	387	332	55	80	...	1	3	2	197						
14	Henzada	264	81	9	9	1	174	5	...	2	3						
15	Myaungmya	161	41	42	5	78	139	13	45	...	1	3	2	81						
16	Ma-ubin	79	23	10	1	1	46	2	2						
17	Pyapon	63	6	9	48	179	38	31	110						
18	Teasserim Division	54	7	6	41	2	2	3						
19	Toungoo	980	305	99	1	...	14	...	576	204	39	43	1	1	122						
20	Salween	123	45	7	5	...	71	21	6	13						
21	Thaton						
22	Amherst	266	102	31	1	...	133	14	4	3	7						
23	Tavoy	356	115	33	1	...	7	...	208	136	22	31	...	1	83						
24	Mergui	97	13	22	1	...	62	22	4	7	1	11						
25	Magwe Division	138	30	6	102	11	3	8						
26	Thayetmyo	643	90	111	1	1	...	4	442	69	9	35	25						
27	Pakokku	31	7	8	16	35	6	22	7						
28	Minbu	507	40	91	...	1	...	3	376	20	2	5	13						
29	Magwe	73	25	10	1	38	14	1	8	5						
30	Pakokku Hill Tracts	32	18	2	1	12						
31	Mandalay Division						
32	Mandalay	5,244	1,679	530	2	2	113	12	3,035	709	169	291	1	...	1	...	249						
33	Mandalay City	2,084	598	381	12	4	1,105	670	156	289	225						
34	Bhamo	2,018	573	369	11	4	1,076	662	151	289	5						
35	Myitkyina	56	22	12	22	11	4	2	6						
36	Katha	562	202	31	2	...	65	3	329	6						
37	Putao	2,542	857	106	35	5	1,579	22	9	1	...	1	13						
38	Sagaing Division						
39	Shwebo	319	103	37	1	...	4	6	179	297	67	87	2	1	4	14	143						
40	Sagaing	116	33	17	1	66	202	49	59	1	...	4	11	94						
41	Lower Chindwin	48	33	3	...	15	83	16	28	1	1	...	3	39						
42	Upper Chindwin	101	22	13	1	67	11	2	9						
43	Chin Hills	54	15	8	31	1	1						
44	Meiktila Division						
45	Kyaukse	330	101	66	2	2	7	4	163	241	105	31	105						
46	Meiktila	38	22	1	1	...	2	...	15	14	...	7	7						
47	Yamethin	102	31	13	1	...	4	...	58	66	55	5	6						
48	Myingyan	69	19	6	1	...	44	118	26	17	75						
49	Eastern States	121	21	46	2	...	46	43	24	17						
50	Northern Shan States	210	82	51	2	1	3	...	77	63	19	21	1	33						
51	Southern Shan States	195	73	50	2	1	3	...	72	54	17	20	17						
52	Karenni	9	8	1	9	2	1	6						

* NOTE.—For Group 147 see Order XXXVIII on page 295.

to the arts or sciences.				Order XL.—Trade of other sorts.													Serial No. of District, etc. (column 1).		
Group 150.—Publishers, booksellers, stationery dealers in music, pictures, musical instruments and curiosities.				Group 151.—Dealers in rags or refuse.				Group 152.—General store-keepers and shop-keepers otherwise unspecified.											
Total Workers and Dependents.	WORKERS.*		DEPENDENTS.	Total Workers and Dependents.	WORKERS.†	DEPENDENTS.	Total Workers and Dependents.	WORKERS.								DEPENDENTS.			
	Males.	Females.						Total Workers.	Workers with an agricultural or other subsidiary occupation.				Total Workers.	Agricultural.				Other.	
18	19	20	21	22	23	24	25	Males.	Females.	Males.	Females.	Males.		Females.	28				
1,077	453	79	545	29	25	4	452,916	103,629	139,856	2,545	2,490	5,612	4,294	209,431					
1,018	424	75	519	29	25	4	412,924	91,416	128,368	1,249	1,748	4,582	3,256	193,140					
42	26	...	16	24,960	6,803	6,527	165	148	281	255	11,630					
48	26	...	16	12,964	4,529	2,428	74	17	138	75	6,007					
...	208	117	23	1	68					
...	9,803	1,830	3,423	81	124	119	166	4,550					
...	1,985	327	653	9	7	24	14	1,005					
413	*191	26	196	98,658	23,014	26,300	176	482	1,116	460	49,344					
292	144	18	130	19,209	8,197	1,860	11	...	38	4	9,152					
1	1	13,742	2,816	4,088	10	43	170	78	7,038					
17	8	2	13	16,662	3,592	4,197	32	46	453	74	8,873					
0	*6	...	3	14,167	2,280	5,032	53	96	141	58	6,855					
38	8	3	27	22,248	4,623	6,280	68	215	207	126	11,345					
*56	*30	3	23	12,430	1,506	4,843	2	82	107	120	6,081					
76	*19	2	55	1	...	1	120,399	28,168	37,533	366	467	1,259	773	54,698					
14	14	1	...	1	23,515	55,24	7,585	62	86	322	155	10,406					
37	*10	1	26	29,339	5,311	11,002	86	234	248	288	12,086					
21	7	1	13	31,509	7,881	8,797	120	67	390	204	14,891					
2	2	16,845	4,167	5,509	51	39	168	83	7,169					
2	19,131	5,245	4,640	47	41	131	43	9,246					
91	31	...	60	19	† 18	1	53,951	11,668	16,439	133	96	546	411	25,844					
4	3	...	1	15,792	3,285	4,376	19	28	109	63	8,131					
...	986	299	126	3	3	9	2	561					
7	3	...	4	19	† 18	1	20,194	4,313	6,855	56	39	176	171	9,026					
45	24	...	21	9,353	2,444	2,455	32	12	141	94	4,454					
34	34	3,528	851	1,215	18	13	69	67	1,462					
1	1	4,098	476	1,412	5	1	42	14	2,210					
51	9	4	38	27,078	4,894	9,843	124	182	295	372	12,341					
...	7,340	944	2,172	4	13	36	59	4,224					
16	...	3	13	6,055	1,121	2,072	36	24	109	118	2,862					
31	8	...	23	7,440	1,478	2,958	43	102	130	145	3,004					
4	1	1	2	6,242	1,350	2,041	41	43	20	50	2,251					
...	1	1					
273	110	41	122	5	† 5	...	29,896	6,648	9,805	100	63	374	258	12,443					
255	102	40	113	5	5	...	16,398	3,230	6,405	6	40	61	66	6,693					
247	98	40	109	5	5	...	9,702	2,034	3,409	...	1	1	6	4,289					
...	1,458	331	363	5	...	49	17	704					
4	4	1,644	551	390	1	...	85	23	703					
14	4	1	9	10,355	2,513	2,542	88	13	179	152	5,300					
...	41	23	5	13					
26	*12	1	13	23,083	4,435	8,666	100	92	434	367	10,042					
5	3	...	2	8,159	1,540	2,074	24	2	133	40	3,645					
20	2	1	7	5,755	688	2,924	38	33	51	170	2,143					
22	*7	...	4	3,839	921	1,243	5	28	16	53	1,674					
...	5,237	1,257	1,465	33	29	232	104	2,515					
...	93	28	65					
46	26	1	19	4	2	2	34,899	5,786	13,315	85	218	277	360	15,798					
5	3	...	2	4	2	2	2,759	266	1,215	6	22	24	22	1,278					
3	2	1	7,217	1,004	3,148	17	67	64	118	3,065					
37	20	...	17	6,481	1,354	1,615	7	13	43	31	3,512					
1	1	18,442	3,162	7,337	55	116	146	189	7,943					
59	*29	*4	26	39,992	12,213	11,488	1,296	742	1,030	1,038	16,291					
49	*22	*4	23	7,420	2,579	1,751	73	58	221	177	3,090					
10	7	...	3	28,550	8,344	8,905	1,178	654	707	841	11,301					
...	4,022	1,290	832	52	30	102	20	1,900					

* One male in Northern Shan States had an agricultural subsidiary occupation. One male each in Tharrawaddy, Promé, Henzada, and Lower Chindwin districts and 4 males and 1 female in Northern Shan States had non-agricultural subsidiary occupations.
 † All males excepting the 5 in the Mandalay district and all without subsidiary occupations except 1 male in Thaton district with a non-agricultural subsidiary occupation.

Order XLIV.*—Police and professional village-watchmen.											Order XLV.—Public administration.										Serial No. of District, etc. (column 1)
Group 159.*—Police.								Group 160—Professional village watchmen.			Group 161.—General service of the Government of India or a provincial government.										
Total Workers and Dependents.	WORKERS.*						DEPENDENTS.	Total Workers and Dependents.	WORKERS. (All males without subsidiary occupation %)	DEPENDENTS.	Total Workers and Dependents.	WORKERS.						DEPENDENTS.			
	Total Workers.		Workers with an agricultural or other subsidiary occupation.									Agricultural.	Other.	Males.	Females.	Males.	Females.		Males.	Females.	
	Males.	Females.	Males.	Females.	Males.	Females.															Males.
18	19	20	21	22	23	24	25	26	27	28	29	30	31	32	33	34	35	36	37	38	
65,327	29,767	448	212	1	151	39	35,112	47	22	25	35,364	12,071	341	204	2	87	6	22,952			
61,054	27,633	303	165	...	135	28	33,118	47	22	25	32,504	11,295	283	95	...	56	6	20,926			
3,860	1,345	62	3	...	6	...	2,453	2,113	490	2	4	...	3	...	1,621			
1,407	591	1	2	815	1,451	397	...	1	...	1	...	1,054			
519	249	...	1	...	2	...	270	57	9	48			
867	121	61	685	253	20	2	211			
1,067	384	4	...	683	352	64	...	3	...	2	...	288			
13,364	6,068	76	99	...	20	...	7,220	1	...	1	12,578	4,243	195	21	...	15	...	8,140			
3,954	2,276	4	4	...	2	...	1,674	8,445	3,002	173	3	...	7	...	5,275			
1,507	623	47	837	1	...	1	1,218	311	10	11	...	3	...	921			
1,898	843	21	1	...	1,031	215	95	2	2	...	1	...	188			
2,261	837	1	...	1,424	810	166	641			
2,110	865	2	95	...	14	...	1,243	887	245	3	4	630			
1,634	621	2	2	...	1,008	903	424	1	1	...	1	...	478			
7,071	2,864	10	1	...	1	...	4,197	3,703	1,283	20	1	...	4	...	2,400			
2,132	895	1,237	1,101	561	1	830			
2,848	671	1	...	1,177	784	890	17	1	...	2	...	477			
1,163	512	6	645	595	201	1	2	...	393			
1,715	420	4	591	600	183	1	506			
913	366	1	547	233	48	185			
7,148	3,299	43	3	...	11	19	3,806	1	...	1	4,621	1,869	13	5	...	9	...	2,739			
1,821	980	13	4	...	828	1,395	711	1	2	...	4	...	683			
362	238	18	1	...	1	18	106	127	29	...	1	98			
1,795	648	8	1	...	2	1	1,139	477	160	308			
1,604	707	3	3	...	894	1	...	1	1,447	492	7	1	...	2	...	948			
910	454	1	1	455	602	239	3	1	...	360			
656	278	1	...	384	573	219	2	1	...	2	...	342			
5,845	2,267	5	1	3,573	1,764	576	7	5	2	1,181			
1,466	428	1,038	459	100	299			
1,618	474	...	1	1,144	342	135	4	2	...	207			
1,443	580	1	862	635	124	2	509			
1,171	655	4	512	308	153	1	1	...	154			
147	130	17	20	4	16			
1,548	6,558	63	5	...	10	8	4,927	4	4	...	2,839	1,104	15	2	...	5	...	1,720			
4,136	2,338	8	1	...	1,790	4	4	...	1,780	718	10	1,661			
1,846	904	942	4	4	...	1,256	514	6	736			
1,468	1,047	421	239	54	185			
3,517	1,976	3	5	...	2	...	1,538	355	104	3	248			
1,607	626	52	7	8	929	320	159	2	5	...	159			
820	571	249	136	69	...	2	67			
6,146	2,925	35	53	...	84	1	3,186	18	2	16	2,532	883	27	44	...	8	1	1,622			
1,670	604	32	1	...	1,034	604	221	24	4	...	3	...	446			
807	302	1	1	...	504	628	230	398			
1,341	696	1	644	18	2	16	553	220	...	34	...	3	...	333			
1,384	747	1	82	...	576	597	195	3	6	...	2	1	399			
1,004	576	...	53	...	1	...	428	60	14	46			
5,072	2,307	9	3	...	3,756	23	16	7	2,354	847	4	18	...	7	...	1,503			
1,125	346	2	...	779	519	255	864			
1,974	520	4	1	...	750	2	...	2	504	160	1	18	337			
1,106	895	5	1,206	16	16	...	926	215	3	2	...	708			
1,567	544	1,021	5	...	5	405	211	194			
1,273	2,134	145	47	1	16	11	1,994	2,860	776	58	109	2	32	...	2,026			
1,064	1,425	132	10	1	11	11	507	1,381	507	28	77	...	26	...	846			
1,086	680	13	37	...	5	...	1,393	1,185	161	22	23	2	4	...	1,002			
123	29	94	294	108	8	9	...	1	...	178			

* NOTE.—For Groups 155 and 156 see Order XLII on page 297. Groups 157 and 158 and Orders XLII and XLIII are blank.

DISTRICT OR STATE.		Group 162.—General service of a Shan, Indian or foreign state								Group 163.—Municipal and other local (not village) service.							
		Total Workers and Dependents.	WORKERS.						DEPENDENTS.	Total Workers and Dependents.	WORKERS.						DEPENDENTS.
			Total Workers.		Workers with an agricultural or other subsidiary occupation.						Total Workers.		Workers with an agricultural or other subsidiary occupation.				
			Males.	Females.	Agricultural.		Other.				Males.	Females.	Agricultural.		Other.		
1	2	3	4	5	6	7	8	9	10	11	12	13	14	15	16	17	
Serial No.	Provincial Total	11,913	5,446	78	3,500	2	421	1	6,389	6,479	2,806	132	11	2	67	2	3,541
	Divisional Burma	227	39	9	8		2		179	6,213	2,687	103	4	1	59		3,423
1	Arakan Division									320	79	6	2		2		235
2	Akyab									248	65	4	2		1		179
3	Hill Dist. of Arakan									1							1
4	Kyaukpyu									38	9	1			1		28
5	Sandoway									33	5	1					27
6	Pegu Division	11		5					6	2,255	937	36			9		1,282
7	Kangoon Town	5							5	1,516	646	1			1		869
8	Insein									129	46	7					76
9	Hanthawaddy									82	19				3		63
10	Tharrawaddy									241	113	2			5		126
11	Pegu	6		5					1	131	56	1					74
12	Promé									156	57	25					74
13	Irrawaddy Division									548	191	14			6		343
14	Bassein									70	13	1					56
15	Henzada									214	77	10			1		187
16	Myaungmya									77	33				3		44
17	Ma-ubin									136	45	1			2		90
18	Fyapön									51	23	2					26
19	Tenasserim Division	27	4		3				23	1,235	696	4	1		8		535
20	Toungoo	24	3		3				21	332	138	1			4		193
21	Salween																
22	Thatön									263	200				1		63
23	Amherst	3	1						2	479	250	2					227
24	Tavoy									97	67	1	1		3		29
25	Mergui									64	41						23
26	Magwe Division									483	189	16			25		278
27	Thayetmyo									143	68	2					73
28	Pakókku									35	22				3		13
29	Minbu									244	68	11			11		165
30	Magwe									61	31	3			11		27
31	Pakókku Hill Tracts																
32	Mandalay Division	53	18		5		2		35	495	277	2			4		216
33	Mandalay									402	238				3		164
34	Mandalay City									297	184				2		119
35	Bhamo	9	5						4	41	7	1			1		33
36	Myitkyina	22	8				2		14	27	16						11
37	Katha	12							12	25	16	1					8
38	Putao	10	5		5				5								
39	Sagaing Division	136	17	4					115	263	111	5	1		2		147
40	Shwebo									62	36	4			1		22
41	Sagaing									156	55	1	1		1		100
42	Lower Chindwin									42	19						23
43	Upper Chindwin	133	17	4					112	3	1						2
44	Chin Hills	3							3								
45	Meiktila Division									614	297	20		1	3		397
46	Kyaokshé									37	15				1		22
47	Meiktila									207	57	16					134
48	Yamèthin									315	115	4		1	1		166
49	Myingyan									55	20				1		33
50	Eastern States	11,686	5,497	69	3,492	2	419	1	6,210	266	119	29	7	1	8	2	128
51	N. Shan States	1,018	120	24	43	2	4	1	874	200	94	28	5		3	2	78
52	S. Shan States	10,668	5,285	44	3,449		415		5,273	54	22	2		5			50
53	Karenni	66	2	1					63	12	3	1		1			1

PART III.—Details by districts—contd.

—concluded.								Order XLVI.—Religion.									
Group 164—Village officials and village servants other than watchmen								Group 165.—Pongis, upazins, priests, ministers, etc.									
Total Workers and Dependents.	WORKERS.						DEPENDENTS.	Total Workers and Dependents.	WORKERS.						DEPENDENTS.	Serial No. of District, etc. (column 1).	
	Total Workers.		Workers with an agricultural or other subsidiary occupation.						Total Workers.		Workers with an agricultural or other subsidiary occupation.						
	Males.	Females.	Agricultural.		Other.				Males.	Females.	Agricultural.		Other.				
			Males.	Females.	Males.	Females.					Males.	Females.					
18	19	20	21	22	23	24	25	26	27	28	29	30	31	32	33		
49,285	12,919	441	5,387	84	1,188	33	35,925	106,429	69,593	224	56	9	203	1	36,612		
44,654	12,397	400	5,074	83	1,110	32	31,857	95,174	63,581	171	39	4	84	1	31,422		
2,910	690	17	368	2	38	...	2,203	4,608	2,152	17	11	...	26	1	2,439		
4,631	331	...	167	...	19	...	1,300	2,746	1,292	12	9	...	18	...	1,442		
57	16	...	8	41	15	10	1	4		
733	206	17	101	2	13	...	510	1,255	581	3	2	...	671		
489	137	...	92	...	6	...	352	592	269	1	2	...	6	1	322		
6,494	1,817	11	535	...	235	...	4,666	17,921	11,435	58	5	...	4	...	6,428		
996	94	...	1	...	5	...	202	4,738	2,604	35	2,099		
1,237	283	3	23	...	14	...	951	1,541	1,059	7	2	...	2	...	475		
792	349	...	145	...	24	...	443	2,942	1,723	7	1,212		
1,711	434	4	42	...	119	...	1,273	2,521	1,542	5	2	...	2	...	921		
1,535	395	2	160	...	53	...	1,139	3,184	2,880	4	1	600		
922	262	2	164	...	20	...	658	2,69	1,577	1,118		
7,788	2,133	78	888	20	218	13	5,577	10,706	7,337	27	1	...	9	...	3,342		
1,825	530	6	231	2	85	...	1,359	3,016	2,276	12	788		
1,869	543	20	238	11	42	6	1,306	2,550	1,721	6	3	...	823		
1,761	474	39	230	...	39	...	1,211	1,311	903	2	2	...	459		
928	258	10	72	1	26	7	660	1,765	1,254	3	1	...	1	...	508		
1,335	328	3	117	3	26	...	1,004	1,921	1,183	4	3	...	764		
5,430	1,401	26	414	2	73	3	4,003	10,568	6,508	29	17	2	18	...	4,031		
1,515	459	3	107	...	21	...	1,053	2,398	1,620	19	12	2	10	...	750		
81	26	...	9	...	2	...	55	147	50	1	...	88		
1,495	356	17	149	2	18	1	1,122	2,605	1,848	1	2	816		
1,080	288	2	38	...	1	...	796	3,283	1,942	5	1,736		
501	153	4	71	...	12	2	344	1,210	619	5	1	...	4	...	537		
752	119	...	40	...	19	...	633	856	360	1	2	...	3	...	495		
6,693	1,738	59	838	13	213	2	4,896	14,852	10,050	1	...	4,802		
1,605	374	12	172	6	29	1	1,219	2,088	966	1	...	1,122		
2,414	630	...	377	...	48	...	1,784	5,196	4,234	1,462		
1,338	325	3	191	1	21	1	1,010	3,370	1,902	1,468		
1,336	409	44	98	6	115	...	883	3,698	2,949	750		
...		
4,348	1,313	89	507	23	146	6	2,946	11,700	7,874	23	2	...	10	...	3,803		
1,448	480	19	47	...	50	...	919	7,006	6,023	6	3	...	977		
317	115	...	6	...	10	...	202	4,843	4,162	5	676		
473	125	1	69	...	25	1	347	760	332	7	1	...	1	...	421		
489	156	2	88	1	17	...	331	448	269	2	1	...	177		
1,037	551	67	302	22	54	5	1,319	3,449	1,218	8	1	...	5	...	2,223		
1	1	...	1	37	32	5		
5,451	1,867	62	1,019	11	133	2	3,522	14,419	10,182	4	2	...	1	...	4,233		
1,596	478	58	266	10	25	1	1,060	3,738	2,684	2	1	...	1	...	1,052		
1,206	365	2	152	1	28	1	839	4,229	3,419	...	1	810		
703	310	...	160	...	30	...	393	3,677	2,512	2	1,133		
1,570	423	2	236	...	43	...	1,145	2,752	1,525	1,207		
376	291	...	205	...	7	...	85	43	12	31		
5,540	1,438	58	505	12	54	6	4,044	10,400	8,043	13	1	2	15	...	2,344		
1,100	280	...	176	...	6	...	910	1,400	1,013	5	...	1	382		
1,302	284	26	18	8	15	3	892	2,507	2,260	1	1	...	246		
1,516	413	32	148	4	22	3	1101	2,571	2,011	7	1	1	14	...	553		
1,602	461	...	163	...	11	...	1,141	3,922	2,759	1,163		
4,631	522	41	313	1	78	1	4,068	11,255	6,012	53	17	5	119	...	5,190		
1,420	442	1	278	...	75	...	977	3,540	1,925	13	1	1	11	...	1,602		
3,107	39	59	27	...	5	1	3,029	7,408	3,902	59	16	4	6	...	3,466		
104	41	1	8	1	62	307	184	1	152		

DISTRICT OR STATE.		Order XLVI.—Religion—concluded.																		
		Group 166.—Nuns, religious mendicants, inmates of monasteries, etc.									Group 167.—Lay preachers, catechists, readers, church and mission service.				Group 168.—Temple; burial or burning ground service; circumcisers.					
		Total Workers and Dependents.	WORKERS.								DEPENDENTS.	Total Workers and Dependents.	WORKERS.*			DEPENDENTS.	Total Workers and Dependents.	WORKERS.†		DEPENDENTS.
			Total Workers.		Workers with an agricultural or other subsidiary occupation.				Males.	Females.			Males.	Females.	Males.			Females.	Males.	
1	2	3	4	5	6	7	8	9			10	11				12	13			14
Serial No.	1	2	3	4	5	6	7	8	9	10	11	12	13	14	15	16	17			
	Provincial Total	47,342	26,830	7,745	2	1	110	13	12,767	478	190	7	281	1,061	464	48	549			
	Divisional Burma	30,326	11,201	6,806	2	1	8	1	12,319	460	179	7	274	1,027	437	48	542			
	Arakan Division	1,171	386	200	1	585	3	3			
1	Akyab	880	138	183	1	559	2	2			
2	Hill Dist. of Arakan	2	...	1	1			
3	Kyaukpju	174	171	3			
4	Sandoway	115	77	16	22	1	1			
	Pegu Division	4,609	1,011	1,402	...	1	2,196	87	*25	1	61	386	154	21	211			
5	Rangoon Town	1,068	49	479	540	11	1	1	9	171	48	3	120			
6	Insein	649	129	134	...	1	386	1	1	35	23	...	12			
7	Hanthawaddy	724	212	210	309	25	15	...	10			
8	Thairawaddy	105	56	186	113	41	*15	...	26	11	4	...	7			
9	Pegu	593	17	304	272	20	2	...	18	134	57	18	59			
10	Prome	770	98	89	583	14	7	...	7	10	7	...	3			
	Irrawaddy Division	3,631	1,538	685	1,408	126	*46	3	77	103	24	6	73			
11	Bassein	561	353	136	72	14	14	50	11	...	39			
12	Herzada	1,283	687	188	408	52	*30	...	22	9	9			
13	Myaungmya	620	165	106	349	10	1	...	9			
14	Ma-ubin	700	51	138	511	32	7	...	25	8	1	...	7			
15	Pyapdn	467	282	117	68	28	9	3	16	26	2	6	18			
	Tenasserim Division	3,687	1,257	985	1,445	103	38	1	64	84	27	2	55			
16	Toungoo	910	411	179	320	4	2	...	2	9	2	1	6			
17	Salween	39	11	3	25	10	6	...	4			
18	Thaton	875	51	247	577	18	...	1	17	35	5	...	30			
19	Amherst	1,130	579	343	208	64	23	...	41	8	7	1	...			
20	Tavoy	652	180	202	270	7	7	28	11	...	17			
21	Mergui	81	25	11	45	4	2	...	2			
	Magwe Division	2,526	684	438	1,404	57	38	...	19	50	37	2	11			
22	Thayetmyo	490	10	102	378	11	7	...	19	37	26	...	11			
23	Pakokku	474	97	211	236	16	10	...	6			
24	Minbu	795	1	108	596	17	8	...	9			
25	Magwe	851	640	17	194	13	13	13	11	2	...			
26	Pakokku Hill Tracts			
	Mandalay Division	2,886	931	607	5	1	1,348	3	...	1	2	323	161	15	147			
27	Mandalay	1,587	589	241	757	319	157	15	147			
28	Mandalay City	1,274	333	123	718	276	149	15	112			
29	Bhamo	140	11	85	50	3	...	1	2	3	3			
30	Myitkina	116	77	23	5	...	16	1	1			
31	Katha	1,020	253	254	519			
	Sagaing Division	7,329	3,544	1,588	2	...	2,197	45	*12	1	32	41	22	2	17			
32	Shwebo	2,397	2,043	238	116	25	*8	1	16	7	7			
33	Sagaing	3,020	31	1,078	1,911	8	1	...	7	10	6	...	11			
34	Lower Chindwin	1,633	1,372	114	2	...	147	10	*3	...	7	15	9	...	6			
35	Upper Chindwin	279	98	158	23	2	2			
36	Chin Hills			
	Meiktila Division	4,487	1,850	901	1	...	1	...	1,736	39	*20	...	19	37	9	...	28			
37	Kyaukse	190	5	176	1	9	9	4	...	5			
38	Meiktila	1,520	1,033	386	101	3	3	4	3	...	1			
39	Yamthin	1,248	503	149	1	...	596	21	5	...	16			
40	Myingyan	1,529	309	190	1,020	27	*13	...	14	12	1	...	11			
	Eastern States	17,016	15,629	939	102	12	448	18	11	...	7	34	27	...	7			
41	N. Shan States	4,172	3,395	674	101	12	103	8	6	...	2	5			
42	S. Shan States	12,793	12,190	257	1	...	340	10	5	...	5	29	27			
43	Karenni	51	38	8	5			

* Two males and 11 males respectively in Tharrawaddy and Herzada districts had agricultural subsidiary occupations; 1 male in each of the Shwebo, Lower Chindwin and Myingyan districts had a non-agricultural subsidiary occupation.
 † All without subsidiary occupations except 2 males in the Minbu district with non-agricultural subsidiary occupations.

		Order XLVIII.—Medicine.																
		Group 171.—Medical practitioners of all kinds.									Group 172.—Nurses, midwives, vaccinators, compounders.							
DISTRICT OR STATE.		Total Workers and Depen- dents.	WORKERS.						DEPEN- DENTS.	Total Workers and Depen- dents.	WORKERS.						DEPEN- DENTS.	
			Total Workers.		Workers with an agricultural or other subsidiary occupation.						Total Workers.		Workers with an agricultural or other subsidiary occupation.					
			Males.	Fmles.	Agricultural.		Other.				Males.	Fmles.	Agricultural.		Other.			
					Males.	Fmles.	Males.	Fmles.					Males.	Fmles.	Males.	Fmles.		
1	2	3	4	5	6	7	8	9	10	11	12	13	14	15	16	17		
Serial No.	Provincial Total	49,491	18,883	1,767	710	22	1,168	57	28,841	6,767	1,681	1,565	9	4	37	21	3,521	
	Divisional Burma	45,172	17,064	1,685	491	18	976	55	26,423	6,622	1,633	1,556	9	4	36	21	3,433	
1	Arakan Division	3,185	1,150	75	36	...	38	1	1,960	790	412	28	7	...	10	...	350	
2	Akyab	2,120	775	38	9	...	7	1	1,307	724	395	23	7	...	10	...	306	
3	Hill Dist. of Arakan	10	7	3	14	3	11	
4	Kyaukpyn	685	234	29	18	...	20	...	422	20	4	3	13	
	Sandoway	370	134	8	9	...	11	...	223	32	10	2	20	
5	Pegu Division	20,289	4,065	223	51	1	196	...	6,001	1,668	434	436	19	3	1,096	
6	Rangoon Town	2,603	818	67	1	...	18	...	1,778	902	267	223	1	...	412	
7	Insein	942	487	7	11	...	18	...	448	581	39	71	3	471	
8	Hanthawaddy	1,601	587	28	13	...	20	...	986	145	52	39	11	...	54	
9	Tharrawaddy	2,189	750	25	3	...	77	...	1,114	91	23	18	5	...	50	
10	Pegu	1,674	985	10	16	1	34	...	679	114	15	53	46	
	Prone	1,220	438	80	7	...	29	...	696	135	38	32	2	...	65	
11	Irrawaddy Division	9,155	3,431	460	117	10	198	14	5,264	575	101	122	1	2	352	
12	Bassein	2,003	806	55	16	2	65	...	1,202	170	22	55	1	2	98	
13	Henzada	2,591	931	151	57	6	48	10	1,509	219	30	25	164	
14	Myaungmya	1,466	588	61	14	1	40	1	817	67	25	20	22	
15	Maubin	1,620	575	152	17	1	28	...	893	56	14	18	24	
	Pyapon	1,415	531	41	13	...	17	3	843	57	10	3	44	
16	Tenasserim Division	6,674	2,402	255	43	1	112	6	4,017	1,122	134	338	1	1	1	7	650	
17	Toungoo	2,171	727	40	8	1	48	1	1,398	127	29	31	1	1	67	
18	Salween	58	27	...	1	...	2	...	31	17	5	5	1	7	
19	Thabon	1,688	692	41	18	...	45	1	955	359	20	67	2	272	
20	Amherst	1,521	547	37	2	4	937	407	32	68	207	
21	Tavoy	627	237	7	14	...	12	...	383	146	23	51	5	72	
	Mergui	609	172	124	10	...	313	66	25	16	1	...	25	
22	Magwe Division	3,889	1,516	191	59	3	128	8	2,182	313	96	53	...	1	1	2	164	
23	Thayetnyo	684	255	36	8	...	10	4	393	62	21	2	39	
24	Pakokku	1,358	460	52	23	...	57	2	840	67	24	11	...	1	32	
25	Minbu	1,203	473	64	30	3	32	2	666	108	16	40	...	1	...	2	52	
26	Magwe	630	316	39	4	...	29	...	281	73	32	41	
	Pakokku Hill Tracts	8	6	2	3	
27	Mandalay Division	3,654	1,364	142	50	...	87	...	2,148	962	274	344	1	1	2	5	344	
28	Mandalay	2,308	797	96	14	...	28	...	1,115	580	101	304	4	174	
	Mandalay City	1,390	453	49	6	...	888	426	67	231	4	126	
29	Bhamo	336	131	10	4	...	20	...	195	87	31	0	47	
30	Myitkyina	183	88	3	11	...	92	156	66	15	75	
31	Katha	821	346	33	32	...	28	...	442	125	66	16	1	1	2	1	43	
	Putao	6	2	4	14	10	4	
32	Sagaing Division	3,552	1,404	113	71	3	122	10	2,035	414	123	77	2	...	214	
33	Shwebo	1,000	390	67	16	3	36	8	629	72	21	13	1	...	38	
34	Sagaing	1,059	440	37	21	...	29	...	682	156	29	50	77	
35	Lower Chindwin	619	296	5	10	...	17	...	323	77	39	2	36	
36	Upper Chindwin	762	271	9	24	...	40	2	488	65	14	10	1	...	41	
	Chin Hills	20	7	13	44	20	2	22	
37	Meiktila Division	4,774	1,732	226	64	...	90	16	2,816	478	59	158	...	1	...	2	261	
38	Kyaukse	838	338	25	10	...	21	...	475	89	9	39	...	1	41	
39	Meiktila	1,201	400	60	30	...	31	4	741	125	29	38	58	
40	Yamethin	1,429	497	41	15	...	17	3	891	160	7	41	2	112	
	Myingyan	1,306	497	100	9	...	21	9	709	104	14	40	50	
41	Eastern States	4,319	1,819	82	219	4	192	2	2,418	145	48	9	1	...	88	
42	Northern Shan States	722	373	3	18	...	28	...	340	68	39	3	1	...	26	
43	Southern Shan States	3,250	1,273	73	191	3	159	1	1,910	73	9	3	61	
	Karenni	341	173	0	10	1	12	1	162	4	...	3	1	

Order L.—Letters an

Serial No.	DISTRICT OR STATE.	Group 175.—Public scribes, stenographers, etc.			Group 176.—Architects, surveyors, civil engineers who are not of the Public Works Department, and their employees.			Group 177a.—Photographers.				
		Total Workers and Dependents.	WORKERS, (All males without subsidiary occupation.)		Total Workers and Dependents.	WORKERS. (All without subsidiary occupation.)		Total Workers and Dependents.	WORKERS.*		DEPENDENTS.	
			Males.	DEPENDENTS.		Males.	Females.		Males.	Females.		
												DEPENDENTS.
1	2	3	4	5	6	7	8	9	10	11	12	
	Provincial Total ..	631	349	282	190	2	17	171	844	277	9	558
	Divisional Burma ..	631	349	282	6	2	1	3	768	269	8	491
	Arakan Division ..											
1	Akyab ..								20	* 2		18
2	Hill Dist. of Arakan ..								18			18
3	Kyaukpyu ..									* 1		
4	Sandoway ..								1	1		
	Pegu Division ..	6		6	1		1					
5	Rangoon Town ..								303	* 125		178
6	Insein ..								263	* 101		162
7	Hanthawaddy ..											
8	Tharrawaddy ..	6		6	1		1		14	4		10
9	Pegu ..								17	15		2
10	Prome ..								8	5		3
	Irrawaddy Division ..								1			1
11	Bassein ..								114	* 39	2	75
12	Henzada ..								33	15	1	17
13	Myaungmya ..								14	6		8
14	Ma-ubin ..								37	8	1	28
15	Pyapön ..								9	5		4
	Tenasserim Division ..	625	349	276	1	1			21	* 5		16
16	Toungoo ..								87	* 34		53
17	Salween ..								8	* 3		5
18	Thätön ..											
19	Amherst ..	625	349	276	1	1			35	7		28
20	Tavoy ..								14	6		8
21	Mergui ..								21	10		5
	Magwe Division ..								9	2		7
22	Thayetmyo ..								65	* 23		42
23	Pakökku ..								3	* 1		2
24	Minbu ..								25	8		17
25	Magwe ..								37	14		23
26	Pakökku Hill Tracts ..											
	Mandalay Division ..				3	1		2	109	16	6	87
27	Mandalay ..				3	1		2	97	12	6	79
28	Mandalay City ..				3	1		2	68	3	6	59
29	Bhamo ..								3	3		3
30	Myitkyina ..								3			3
31	Katha ..								6	1		5
	Sagaing Division ..				1			1				
32	Shwebo ..								25	19		6
33	Sagaing ..								5	5		5
34	Lower Chindwin ..								5	9		3
35	Upper Chindwin ..								14	11		3
36	Chin Hills ..				1			1	1	1		1
	Meiktila Division ..											
37	Kyaukse ..								45	* 11		34
38	Meiktila ..								9	4		5
39	Yamèthin ..								4	3		1
40	Myingyan ..								15	* 1		14
	Eastern States ..								17	3		14
41	Northern Shan States ..				184		16	168	76	8	1	67
42	Southern Shan States ..				184		16	168	74	6	1	67
43	Karenni ..								9	2		7

* One male in Kyaukpyu, 3 males in Rangoon Town, 1 male in Pyapön, 1 male in Toungoo, 1 male in Thayetmyo and 1 male in Yamèthin District had non-agricultural subsidiary occupations; no others with subsidiary occupations.

arts and sciences.

Group 177b.—Horoscope-casters, astrologers and almanac makers.								Group 177c.—Sculptors in stone.								Group 177d.*	
Total Workers and Dependents.	WORKERS.						DEPENDENTS.	Total Workers and Dependents.	WORKERS.						DEPENDENTS.	Total Workers and Dependents.	Serial No. of District, etc. (column 1).
	Total Workers.		Workers with an agricultural or other subsidiary occupation.						Total Workers.		Workers with an agricultural or other subsidiary occupation.						
	Males.	Females.	Agricultural.		Other.				Males.	Females.	Agricultural.		Other.				
			Males.	Females.	Males.	Females.					Males.	Females.	Males.	Females.			
16	18	16	17	18	19	20	21	22	23	24	25	26	27	28	29		
676	258	8	9	..	54	...	410	1,761	22	24	8	49	1	959	...		
668	255	8	9	..	53	...	405	1,727	779	19	24	8	49	...	929	...	
11	7	1	...	4	78	47	...	1	...	4	...	31	...	
1	
10	7	1	...	3	71	47	...	1	...	4	...	84	...	
...	154	34	2	128	...	
...	43	2	2	39	...	
...	10	10	...	
...	14	14	...	
...	61	9	52	...	
...	86	23	3	...	
3	2	1	193	126	67	...	
3	8	1	134	84	50	...	
...	9	
...	50	42	9	...	
4	3	1	172	44	2	3	...	8	...	
4	3	1	14	5	126	...	
...	9	...	
...	120	38	1	3	
...	30	1	1	81	...	
...	8	
17	17	381	204	...	9	...	24	...	177	...	
6	6	52	52	...	
11	11	839	149	...	9	...	24	...	90	...	
...	90	55	35	...	
480	184	4	47	...	292	178	72	...	1	...	6	...	106	...	
467	183	4	47	...	280	189	34	...	1	95	...	
463	180	3	46	...	280	102	25	77	...	
1	1	3	2	1	...	
12	18	46	36	6	...	18	...	
49	18	2	...	31	430	200	11	13	8	12	...	219	...	
9	5	1	...	4	87	13	74	...	
22	4	18	80	50	3	...	30	...	
18	9	1	...	9	819	117	3	13	...	6	...	92	...	
...	51	20	8	...	8	3	...	83	...	
104	41	4	9	...	3	...	59	141	52	4	85	...	
50	86	...	9	...	3	...	24	31	1	4	26	...	
54	15	4	35	21	13	8	...	
8	3	1	...	5	26	86	...	
3	3	63	38	95	...	
5	3	2	34	1	3	30	...	
...	33	1	3	30	...	
...	1	
...	

* Sculptors and image-makers in wood, brass and other materials than stone.

DISTRICT OR STATE.		Order L.—Letters and the an																			
		Group 177a.—Authors, editors, journalists, poets, artists and all scientists not in Group 177b.									Group 177b.—Music composers, band masters players on all kinds of musical instruments (not military), singers, actors and dancers.										
		Total Workers and Dependents.	WORKERS.								DEPENDENTS.	Total Workers and Dependents.	WORKERS.								DEPENDENTS.
			Total Workers.		Workers with an agricultural or other subsidiary occupation.								Total Workers.		Workers with an agricultural or other subsidiary occupation.						
Males.	Females.		Agricultural.		Other.				Males.	Females.			Agricultural.		Other.						
1	2	3	4	5	6	7	8	9	10	11	12	13	14	15	16	17					
Serial No.	Provincial Total ...	2,779	1,618	49	3	...	26	...	1,112	15,851	7,132	1,302	94	12	218	29	7,417				
	Divisional Burma ...	2,757	1,601	47	3	...	24	...	1,109	15,330	6,843	1,249	86	9	204	24	7,238				
1	Arakan Division ...	87	43	44	530	273	51	3	1	9	...	206				
2	Akyab ...	87	43	44	336	189	33	1	...	3	...	114				
3	Hill Dist. of Arakan				
4	Kyaukpyn	91	42	18	...	1	2	...	31				
5	Sandoway	103	42	...	2	...	4	...	61				
6	Pegu Division ...	595	239	10	7	...	346	4,287	1,978	345	14	2	22	3	1,904				
7	Rangoon Town ...	269	66	3	193	1,716	770	150	6	...	787				
8	Insein ...	43	26	2	...	17	185	80	20	85				
9	Hanthawaddy ...	69	30	39	217	125	4	3	...	2	...	88				
10	Tharrawaddy ...	81	64	17	596	300	30	2	1	...	2	266				
11	Pegu ...	19	11	1	...	8	397	170	64	...	1	...	1	163				
12	Promé ...	121	42	7	4	...	72	1,170	533	68	9	...	14	...	575				
13	Irrawaddy Division ...	315	138	5	2	...	3	...	172	2,413	1,151	226	11	...	22	...	1,036				
14	Bassein	492	225	45	222				
15	Hensada ...	213	93	...	2	...	2	...	120	593	116	43	5	...	14	...	364				
16	Myaungmya ...	50	12	5	33	511	318	68	5	...	2	...	125				
17	Ma-abin ...	39	33	1	...	6	398	210	24	1	...	6	...	104				
18	Pyapôn ...	13	13	419	212	46	161				
19	Tenasserim Division ...	58	28	1	29	1,578	756	148	11	...	22	...	674				
20	Toungoo ...	8	8	415	187	39	3	...	189				
21	Salween	18	12	3	2	3				
22	Thaïtôn	353	186	52	7	...	115				
23	Amherst ...	38	88	1	9	602	262	54	9	286				
24	Tavoy ...	7	7	154	93	12	...	61				
25	Mergui ...	5	5	36	16	80				
26	Magwe Division ...	449	242	11	4	...	196	1,849	837	121	2	...	44	6	891				
27	Thayetmyo ...	61	118	2	...	43	450	197	253				
28	Pakôkku ...	278	284	3	2	...	51	778	340	59	38	3	379				
29	Minbu ...	81	...	4	77	324	135	47	2	142				
30	Magwe ...	19	...	4	25	297	165	15	8	...	6	1	117				
31	Pakôkku Hill Tracts				
32	Mandalay Division ...	990	834	10	1	...	5	...	146	1,293	514	102	5	...	9	...	677				
33	Mandalay ...	971	834	8	1	...	5	...	129	1,012	331	78	5	...	3	...	623				
34	Mandalay City ...	883	796	87	727	263	77	1	287				
35	Bhamo ...	14	14	38	28	6	4				
36	Myitkyina	24	16	8				
37	Katha ...	5	...	2	3	219	139	18	6	...	62				
38	Putao				
39	Sagaing Division ...	122	71	5	...	51	1,982	819	119	33	6	67	14	1,044				
40	Shwebo ...	98	71	5	...	27	611	278	79	16	6	10	3	261				
41	Sagaing ...	24	24	606	204	4	7	...	9	2	398				
42	Lower Chindwin	466	230	8	7	...	33	...	228				
43	Upper Chindwin	299	107	35	3	...	15	9	157				
44	Chin Hills				
45	Meiktila Division ...	141	6	10	125	1,398	515	137	7	...	9	1	946				
46	Kyaukse ...	27	...	4	23	361	170	24	5	...	2	...	167				
47	Meiktila ...	59	...	2	57	257	90	32	2	...	135				
48	Yamethin ...	9	6	3	307	74	30	2	1	203				
49	Myingyan ...	46	...	4	42	473	181	51	2	...	3	...	241				
50	Eastern States ...	22	27	2	2	...	3	521	289	53	8	3	14	5	279				
51	Northern Shan States ...	15	12	2	...	3	225	154	17	2	...	1	...	54				
52	Southern Shan States ...	7	5	282	131	33	6	3	13	5	118				
53	Karenni	14	4	3	7				

PART III.—Details by districts—contd.

and sciences—concluded.

Group 179.—Conjurors, acrobats, fortune-tellers, reciters, exhibitors of curiosities and wild animals.

Order LII.*—Domestic service.

Group 181.*—Domestic servants (excluding sweepers and all employed on account of animals or vehicles).

Total Workers and Depen- dents.	WORKERS.							DEPENDENTS.	Total Workers and Depen- dents.	WORKERS.							DEPENDENTS.	Serial No. of District, etc. (column 1).
	Total Workers.		Workers with an agricultural or other subsidiary occupation.							Total Workers.		Workers with an agricultural or other subsidiary occupation.						
	Males.	Females.	Agricultural.		Other.					Males.	Females.	Agricultural.		Other.				
			21	22	23	24*						27	28	29	30			
18	19	20	21	22	23	24*	25	26	27	28	29	30	31	32	33			
3536	1,337	488	20	2	63	11	1,711	58,739	33,421	7,772	210	81	332	104	17,546			
3434	1,291	488	14	2	59	11	1,655	54,751	31,438	6,631	42	61	261	83	16,682			
372	108	102	8	1	17	5	162	2,431	1,712	405	5	...	6	3	314			
268	73	68	6	...	1	4	127	2,205	1,578	375	5	...	5	3	253			
...	1			
84	32	24	2	1	16	1	28	70	44	10	1	...	16			
90	3	10	7	126	64	17	45			
550	208	50	...	1	1	...	292	22,498	13,697	2,559	10	46	31	12	6,248			
321	127	14	180	16,020	10,160	1,745	5	...	7	...	4,715			
16	15	1	1,159	621	194	3	...	3	4	344			
26	20	6	1,370	821	174	1	...	3	7	275			
97	29	10	58	962	632	112	6	...	218			
18	3	1	...	15	1,320	750	240	1	45	9	...	321			
72	14	26	...	1	32	1,167	713	85	...	1	3	1	369			
356	154	40	2	...	2	1	162	4,635	2,933	637	4	4	50	5	1,065			
120	46	13	1	61	1,681	1,170	127	31	1	384			
133	53	20	2	...	2	...	60	955	595	740	...	1	12	3	210			
33	11	22	778	440	90	2	...	4	1	248			
37	19	4	14	613	419	71	2	...	123			
33	25	3	5	608	399	109	2	3	1	...	100			
172	74	5	1	1	93	5,941	3,719	649	4	1	94	7	1,573			
59	16	36	1,145	797	95	6	...	343			
1	1	47	34	3	10			
51	33	1	1	...	18	864	391	111	62	...	362			
4	3	1	2,610	1,787	254	3	...	14	...	579			
20	7	1	1	12	626	336	135	...	1	9	7	155			
44	14	3	27	639	464	51	1	...	3	...	124			
386	166	67	1	...	9	...	153	4,265	2,111	522	...	6	31	5	1,632			
23	14	3	1	6	675	309	41	3	3	325			
177	73	42	8	...	62	1,257	534	210	...	2	6	2	513			
129	60	11	1	...	58	842	374	192	...	2	13	...	276			
57	19	11	27	1,470	883	78	...	2	9	...	509			
...	21	11	1	9			
829	281	111	16	3	437	8,303	4,231	907	1	1	11	1	2,165			
764	246	104	11	...	414	6,683	3,121	849	4	1	2,113			
644	193	62	9	...	389	4,026	1,872	632	1,522			
80	15	3	1	...	11	507	329	18	4	...	160			
8	7	3	...	1	478	330	14	1	131			
28	13	4	1	3	11	555	385	23	2	...	147			
...	80	66	3	...	1	1	...	11			
389	126	63	3	...	11	1	200	2,481	1,279	264	18	...	16	...	928			
73	32	24	1	...	17	928	398	102	1	...	1	...	428			
147	43	27	3	...	6	...	77	591	330	70	1	...	6	...	191			
92	31	12	3	1	49	429	225	54	3	...	150			
77	20	1	...	57	363	219	36	3	...	6	...	108			
...	170	107	2	13	61			
380	174	50	2	...	156	4,197	1,756	688	...	3	22	50	1,753			
63	15	13	35	433	290	36	4	1	167			
62	31	4	27	1,453	533	237	14	683			
97	34	2	61	1,198	588	113	...	3	3	2	497			
158	94	31	2	...	33	1,113	405	302	15	33	406			
102	46	...	6	...	4	...	56	3,988	1,983	1,141	168	20	71	23	864			
28	12	...	1	...	1	...	10	1,902	800	852	13	...	32	11	250			
80	34	...	5	...	3	...	46	2,012	1,149	261	155	10	39	10	608			
...	74	34	28	...	10	12			

* Note.—For Group 180 see Order L on page 308.

DISTRICT OR STATE.		Order LII.—Domestic service—concluded.											
		Group 182.—Domestic servants employed on account of animals or of vehicles moved by animals or by human labour.							Group 183.—Private motor-driven and cleaners.*				
		Total Workers and Dependents.	WORKERS.						DEPENDENTS.	Total Workers and Dependents.	WORKERS.*		DEPENDENTS.
			Total Workers.		Workers with an agricultural or other subsidiary occupation.						Males.	Females.	
			Males.	Females.	Agricultural.		Other.						
1	2	3	4	5	6	7	8	9	10	11	12	13	
Serial No.	Provincial Total ...	13,397	8,751	225	597	6	300	11	4,421	1,533	887	4	64
	Divisional Burma ...	2,461	1,462	219	3	6	7	11	780	1,531	885	4	64
	Arakan Division ...	34	13	21
1	Akyab ...	16	2	14
2	Hill Dist. of Arakan
3	Kyaukpyu ...	4	2	2
4	Sandoway ...	14	9	5
	Pegu Division ...	469	257	29	1	...	183	1,138	* 751	...	38
5	Rangoon Town ...	189	51	24	114	1,121	* 748	...	37
6	Insein ...	6	6	5	2
7	Hanthawaddy ...	16	12	4	3
8	Tharrawaddy ...	66	60	6
9	Pegu ...	37	27	1	...	10	4	1
10	Prome ...	155	107	5	43	5	5
	Irrawaddy Division ...	134	118	3	13	43	15	1	27
11	Bassein ...	113	98	3	12	29	9	...	20
12	Henzada ...	6	6
13	Myaungmya
14	Ma-ubin ...	13	13	8	1	...	7
15	Pyapôn ...	2	1	1	6	6
	Tenasserim Division ...	485	311	6	5	...	168	77	7	1	69
16	Toungoo ...	139	94	2	...	45
17	Salween ...	2	1	1
18	Thatôn ...	18	18
19	Amherst ...	284	159	6	3	...	119	70	...	1	69
20	Tavoy ...	20	20	4	4
21	Mergui ...	22	19	3	3	3
	Magwe Division ...	284	195	8	1	...	81	1	1
22	Thayetmyo ...	6	2	4
23	Pakôkku ...	8	5	3
24	Minbu ...	29	14	15
25	Magwe ...	234	168	8	1	...	58	1	1
26	Pakôkku Hill Tracts ...	7	6	1
	Mandalay Division ...	488	357	4	3	127	228	94	...	13
27	Mandalay ...	366	273	3	90	216	85	...	12
	Mandalay City ...	228	183	2	43	132	26	...	10
28	Bhamo ...	45	33	12	1	1
29	Myitkyina ...	53	40	1	3	6	9	7
30	Katha ...	23	4	19	2	1
31	Putao ...	1	1
	Sagaing Division ...	357	61	166	...	6	...	11	130	28	* 6	...	2
32	Shwebo ...	26	23	3	25	3	...	2
33	Sagaing ...	35	20	15
34	Lower Chindwin ...	271	9	166	...	6	...	11	96	1	* 1
35	Upper Chindwin ...	14	6	8	2
36	Chin Hills ...	11	3	8
	Meiktila Division ...	210	150	3	57	16	11
37	Kyaukse ...	1	1
38	Meiktila ...	45	29	16	2	2
39	Yamèthin ...	143	105	1	37
40	Myingyan ...	21	15	2	4	14	9
	Eastern States ...	10,936	7,289	6	594	...	293	...	3,641	2	2
41	Northern Shan States ...	73	36	6	3	...	31
42	Southern Shan States ...	10,858	7,253	...	594	...	290	...	3,605	2	2
43	Karenni ...	5	5

* Four males in Rangoon Town and 1 male in Lower Chindwin districts had non-agricultural subsidiary occupations.

PART III.—Details by districts—contd.

Order LIII.—Insufficiently described occupations.

Group 184.—Manufacturers, business men and contractors otherwise unspecified.								Group 185.—Cashiers, accountants, book-keepers and other clerical employes in unspecified industries or trades.							
Total Workers and Dependents.	WORKERS.						DEPENDENTS.	Total Workers and Dependents.	WORKERS.						DEPENDENTS.
	Total Workers.		Workers with an agricultural or other subsidiary occupation.						Total Workers.		Workers with an agricultural or other subsidiary occupation.				
	Males.	Females.	Agricultural.		Other.				Males.	Females.	Agricultural.		Other.		
			Males.	Females.	Males.	Females.					Males.	Females.			
14	15	16	17	18	19	20	21	22	23	24	25	26	27	28	29
110,554	13,323	68,653	793	6,086	869	3,893	28,578	71,478	35,505	1,015	272	..	417	1	34,958
26,379	6,806	6,680	211	209	289	236	12,893	68,457	34,168	985	84	..	343	1	33,304
6,866	1,696	2,554	154	121	71	83	2,616	2,487	1,315	22	5	..	17	..	1,150
894	287	163	7	..	3	..	411	1,843	1,007	13	3	..	4	..	823
6	1	5	44	28	1	..	16
5,900	1,384	2,390	146	121	65	83	2,126	394	175	9	1	..	7	..	210
66	24	1	1	..	3	..	41	206	105	..	1	..	5	..	101
5,246	1,471	914	7	7	32	11	2,861	35,948	19,474	425	27	..	126	..	16,049
1,801	520	66	2	..	6	..	1,215	25,392	13,927	258	11	..	24	..	11,807
1,130	287	320	4	6	10	8	503	8,705	1,217	76	6	..	5	..	1,412
1,377	342	349	12	2	686	3,248	1,804	39	6	..	27	..	1,405
141	21	8	1	..	112	1,097	446	3	2	..	19	..	648
445	231	1	1	..	213	2,282	1,380	18	37	..	884
352	70	170	1	1	2	1	112	1,224	700	31	2	..	14	..	493
5,367	1,245	1,754	13	32	60	37	2,368	6,471	3,212	145	18	..	52	..	3,114
348	83	50	..	14	3	3	915	1,747	1,036	11	5	..	14	..	700
1,612	279	606	..	11	15	13	726	1,039	356	32	3	..	6	..	651
3,200	822	1,049	12	7	40	21	1,329	1,216	669	32	3	..	12	..	569
30	18	..	1	..	3	..	12	1,047	478	32	4	..	10	..	531
178	43	49	2	..	86	1,422	733	26	3	..	10	..	663
2,090	573	376	1	3	12	24	1,141	7,348	3,344	153	4	..	46	..	3,851
225	75	150	1,513	985	40	10	..	488
25	7	3	25	57	27	..	1	..	2	..	30
968	176	300	1	3	7	24	492	1,627	570	55	17	..	1,002
632	239	67	2	..	326	3,102	1,164	49	1	1,889
153	34	3	2	..	126	534	298	3	2	..	12	..	233
87	42	3	1	..	42	515	300	6	5	..	209
1,948	423	620	13	35	33	54	905	3,019	1,363	25	4	..	27	..	1,631
122	12	11	1	..	99	674	165	1	..	509
175	44	7	3	..	4	..	124	810	186	1	4	..	4	..	623
1,504	299	593	10	35	28	54	612	629	343	18	21	..	268
141	67	9	65	894	664	6	1	..	224
6	1	5	12	5	7
1,581	532	49	10	..	41	5	1,000	7,119	3,042	100	17	..	33	1	3,977
850	260	24	2	..	4	..	566	5,171	2,302	60	9	..	2,809
511	184	8	379	3,129	1,497	14	5	..	1,612
79	26	1	1	52	309	157	1	2	..	3	..	151
81	29	52	331	112	3	1	..	5	..	216
570	216	24	8	..	36	4	350	1,304	468	36	14	..	16	1	800
1	1	4	3	1
840	201	16	5	1	23	..	623	1,901	685	44	7	..	31	..	1,172
500	113	15	3	..	11	..	372	1,017	290	26	5	..	12	..	701
73	13	1	..	60	168	77	6	7	..	85
61	18	43	341	161	1	5	..	179
184	54	1	2	1	11	..	122	233	125	11	2	..	7	..	97
22	3	19	142	32	110
2,441	665	397	8	10	17	22	1,379	4,164	1,733	71	2	..	21	..	2,360
183	63	1	3	..	119	295	247	40	608
331	74	46	..	2	2	6	211	740	236	11	493
633	236	..	7	..	6	..	397	1,110	639	15	6	..	450
1,294	292	350	1	8	6	16	652	1,419	611	8	2	..	5	..	203
24,175	6,517	61,973	582	5,277	580	3,657	15,685	3,021	1,337	30	128	..	74	..	1,654
515	243	30	4	..	5	..	11	242	627	18	23	..	27	..	528
22,217	5,280	61,514	564	5,277	550	3,642	14,221	1,696	654	11	162	..	46	..	1,031
1,443	394	429	14	..	25	4	620	152	56	1	3	..	1	..	95

Serial No. of District, etc. (column 1).

1
2
3
4
5
6
7
8
9
10
11
12
13
14
15
16
17
18
19
20
21
22
23
24
25
26
27
28
29
30
31
32
33
34
35
36
37
38
39
40
41
42
43

Order LIII.—Insufficiently described occupations—concluded.																
DISTRICT OR STATE.	Group 186.—Mechanics otherwise unspecified.								Group 187.—Labourers and workmen otherwise unspecified.							
	Total Workers and Dependents.	WORKERS.						DEPENDENTS.	Total Workers and Dependents.	WORKERS.						DEPENDENTS.
		Total Workers.	Workers with an agricultural or other subsidiary occupation.				Total Workers.			Workers with an agricultural or other subsidiary occupation.						
			Agricultural.		Other.					Agricultural.		Other.				
1	Males.	F's.	Males.	F's.	Males.	F's.	9	Males.	Females.	Males.	Females.	Males.	Females.	17		
2	3	4	5	6	7	8	10	11	12	13	14	15	16	17		
Provincial Total ...	13,374	7,118	700	19	9	45	29	5,556	378,235	146,683	78,926	2,449	1,760	3,786	3,249	152,626
Divisional Burma ...	13,074	6,947	700	19	9	45	29	5,427	323,698	125,746	61,350	961	1,109	2,799	2,045	136,602
Arakan Division ...	271	150	121	23,168	8,720	4,089	148	121	281	151	10,339
Akyab ...	248	134	114	8,501	4,465	632	20	1	58	7	3,404
Hill Dist. of Arakan ...	1	1	79	60	3	1	...	10
Kysukpyu ...	20	14	6	10,866	3,151	2,565	110	97	154	88	5,150
Sandoway ...	2	1	1	3,722	1,038	889	18	23	68	56	1,795
Pegu Division ...	7,139	4,118	36	2	...	25	...	2,985	73,103	39,283	9,056	125	67	436	279	24,764
Rangoon Town ...	4,434	2,493	14	4	...	1,927	12,768	11,061	852	5	...	1,455
Insein ...	686	405	7	14	...	274	8,048	3,462	1,068	9	3	34	12	3,518
Hanthawaddy ...	1,398	925	9	1	...	5	...	458	28,315	16,022	3,372	39	17	217	65	8,921
Tharrawaddy ...	60	33	36	10,946	3,830	2,088	55	29	98	114	5,028
Pegu ...	369	141	5	1	...	2	...	223	6,147	2,750	748	3	5	20	15	2,649
Prome ...	189	101	1	67	6,879	2,158	1,528	19	13	62	73	3,193
Irrawaddy Division ...	1,601	590	639	3	9	3	29	372	40,939	17,225	7,263	198	30	363	167	16,452
Bassein ...	383	156	1	1	...	216	4,376	2,373	456	7	5	41	4	1,547
Henzada ...	783	104	638	...	9	...	29	41	10,807	5,305	4,145	57	22	126	148	7,357
Myaungmya ...	211	166	...	3	...	1	...	45	10,425	4,598	1,504	43	...	92	2	4,303
Ma-ubin ...	109	84	1	...	83	4,022	2,262	536	88	1	99	8	1,824
Pyawb ...	115	78	37	5,309	2,687	622	3	2	5	5	2,000
Tenasserim Division ...	1,432	757	7	1	...	4	...	668	41,783	17,832	4,761	73	10	267	125	19,190
Toungoo ...	276	149	9	2	...	125	13,013	4,582	2,172	10	3	61	59	6,259
Salween ...	3	3	817	544	48	2	...	225
Thaton ...	190	43	1	146	17,726	7,760	1,875	54	5	167	61	8,091
Amherst ...	634	380	3	1	...	251	5,473	3,168	381	8	2	19	4	1,924
Tavey ...	178	84	1	93	1,281	506	76	1	...	699
Mergui ...	151	101	...	1	...	1	...	50	3,473	1,872	209	1	...	18	...	1,998
Magwe Division ...	366	253	2	3	...	111	16,267	4,975	4,944	28	32	160	169	6,348
Thayetmyo ...	111	65	1	2	...	45	4,925	1,302	1,428	...	5	19	85	2,198
Pakokku ...	44	21	1	...	23	3,287	848	779	...	5	78	44	1,460
Minbu ...	50	38	12	5,971	1,679	2,357	27	18	47	86	1,935
Magwe ...	161	129	1	31	2,284	1,146	383	1	4	16	14	755
Pakokku Hill Tracts
Mandalay Division ...	1,084	507	2	2	...	575	35,898	14,072	5,939	148	25	396	160	15,896
Mandalay ...	860	357	2	501	11,332	3,790	3,127	3	13	20	16	4,415
Mandalay City ...	412	181	231	7,256	2,373	2,035	2	2	2,848
Bhamo ...	24	12	12	358	275	16	3	...	67
Myitkyina ...	75	52	23	844	502	126	5	...	10	3	216
Katha ...	123	85	2	...	38	23,297	9,442	2,660	140	12	363	141	11,195
Putao ...	9	1	1	67	63	1	3
Segaing Division ...	366	224	7	12	...	5	...	145	22,587	5,898	6,981	97	113	355	302	9,708
Shwebo ...	165	88	5	72	16,500	4,616	5,435	89	65	258	167	6,449
Segaing ...	38	22	16	2,068	473	555	...	1	20	37	1,040
Lower Chindwin ...	82	42	2	5	...	38	1,071	393	163	5	4	21	8	545
Upper Chindwin ...	47	45	2	2,920	489	825	3	43	56	90	1,695
Chin Hills ...	34	17	...	12	7	28	7	3	18
Meiktila Division ...	815	358	7	2	...	3	...	450	69,953	17,742	18,326	144	711	541	692	33,286
Kyaoksa ...	56	21	1	34	13,814	3,341	4,223	68	589	146	200	6,259
Meiktila ...	176	56	100	5,798	1,577	1,464	25	7	53	35	2,687
Yamethin ...	393	189	2	2	...	202	12,764	3,033	2,280	86	63	6,849
Myingyan ...	190	92	4	1	...	1	...	94	37,647	9,190	10,357	51	115	258	394	18,100
Eastern States ...	300	171	129	54,537	20,937	17,576	488	652	987	1,204	16,024
Northern Shan States ...	284	166	118	5,982	2,810	1,005	6	2	42	83	2,107
Southern Shan States ...	16	5	11	45,225	16,238	15,940	472	649	915	1,119	13,047
Karenni	3,330	1,889	571	10	7	30	11	870

PART III.—Details by districts—concl'd.

Order LV.†—Beggars, vagrants, prostitutes, etc.													Serial No. of District, etc. (column 1).
Group 189.†—Beggars, vagrants, wizards, witches, etc.								Group 190.†—Procurers and prostitutes.					
Total Workers and Dependents.	WORKERS.						DEPENDENTS.	Total Workers and Dependents.	WORKERS.		DEPENDENTS.		
	Total Workers.		Workers with an agricultural or other subsidiary occupation.						Males.	Females.			
	Males.	Females.	Agricultural.		Other.								
18	19	20	21	22	23	24	25	26	27	28	29		
27,190	10,239	9,323	17	30	108	98	7,628	1,597	277	1,037	83		
23,253	8,897	7,375	8	3	87	62	6,981	1,596	277	1,036	283		
3,577	941	1,224	6	3	9	18	1,412	113	...	109	4		
3,896	873	1,117	6	3	9	18	1,306	110	...	108	2		
8	4	4	1	
221	42	87	2	
52	22	16	2	
2,882	1,332	827	12	4	
1,033	633	217	723	808	79	569	160		
219	80	33	183	624	33	472	119		
352	168	69	106		
247	136	75	115	5	...	5	...		
432	241	135	12	...	56		
599	74	298	227	43	15	14	14		
1,542	735	368	6	4	439	250	71	136	43		
208	117	57	34	94	26	64	4		
566	298	96	172	1	1		
347	143	94	110	36	13	19	4		
311	140	84	6	4	87	17	5	6	6		
110	37	37	36	102	26	47	29		
1,447	660	348	9	439	7	...	5	2		
401	233	63	105	5	...	3	2		
5	3	2		
429	152	118		
558	250	258	9	159		
17	13	4	150	2	...	2	...		
37	9	3		
3,297	1,233	1,063	20	9	1,001	69	*27	23	19		
442	205	34	203		
1,438	556	373	20	1	509	22	*5	8	0		
1,230	449	527	8	254	43	*18	15	10		
187	83	189	35	4	4		
...		
3,345	1,150	983	5	1	1,212	222	*61	127	34		
2,129	848	786	4	...	695	129	29	85	15		
628	289	242	87	115	23	78	14		
152	39	67	46	35	10	20	5		
35	7	24	4	16	5	7	4		
822	252	103	1	1	467	42	*17	15	10		
7	4	3		
3,333	1,236	1,427	1	...	2	3	670	42	*13	21	8		
1,377	551	446	1	...	1	...	380	1	*1		
1,007	258	669	1	...	80	14	6	8	6		
778	334	248	2	196	27	6	19	2		
161	90	60	1	11		
10	3	4	3		
3,830	1,620	1,235	1	...	35	18	1,085	85	26	46	13		
907	503	171	1	233		
554	143	295	116	8	...	7	1		
625	294	186	17	...	145	67	21	39	7		
1,744	670	483	1	...	18	17	591	10	5	...	5		
3,937	1,342	1,948	9	27	19	36	647	1	...	1	...		
1,698	519	846	4	2	15	19	333		
2,108	782	1,032	5	25	4	17	294		
131	41	70	20	1	...	1	...		

* One male in Pakōkku, 6 males in Minbu, 1 male in Katha and 1 male in Shwobo districts had non-agricultural subsidiary occupations. For Groups 188 and 192 see Orders LIV and LVI which are given on pages 304 and 305 respectively.

IMPERIAL TABLE XVIII.

Subsidiary Occupations.

- NOTE 1.**—This table furnishes further information relating to those workers who have been shown in Imperial Table XVII as having a subsidiary occupation in addition to the principal occupation according to which they are classified in that table.
- NOTE 2.**—For this purpose principal occupations have been divided into ten sorts and subsidiary occupations into 35 sorts; and workers of each sex have been classified according to the sort of both their principal and their subsidiary occupation.
- NOTE 3.**—The table for females for each sort of principal occupation is on the page succeeding the table for males, and the tables for the ten sorts are arranged in the order shown in Note 4 below. In each table the 35 sorts of subsidiary occupations are arranged in the order of their group-numbers; but in each case the sort of principal occupation is naturally omitted, and the tables for the subsidiary occupations of money-lenders or pawn-brokers, and of grain-dealers are compressed by the combination of unimportant figures into one column headed * for which details are given on page 426.
- NOTE 4.**—The ten sorts of principal occupations for which separate tabulation is given are defined as below in terms of the occupational groups used in Imperial Table XVII. A short title is given for each sort, but this must not be regarded as a rigorous or even adequate definition of the sort, which is defined only by the group-numbers given. The section of the table which comprises the tabulation for each sort is indicated by the letters A to K respectively.


Section of Table.	Name of Sort.	Groups.	Section of Table.	Name of Sort.	Groups.
	<i>Agricultural.</i>			<i>Non-Agricultural.</i>	
A	Landlord	1 and 2a	F	Gardener	5, 6a to 6j inclusive, and 7.
B	Cultivating owner ...	3a	G	Money-lender or pawn-broker.	121
C	Cultivating tenant ...	3b	H	Wholesale grain-dealer	136a
D	Agricultural labourer	3c	J	Retail grain-dealer ...	136b
E	Taungya cultivator ...	4	K	Others	All groups not in other sorts.

- NOTE 5.**—Of the 35 sorts of subsidiary occupations nine are the same as the first nine sorts of principal occupations and the remaining 26 are subdivisions of the tenth sort (*Others*). In the headings of the columns of the table short names are given for the sorts; but as for the sorts of principal occupations these are not to be regarded as defining the content of the sort, which is defined by the group-number or numbers associated with it in the heading, except in the cases of the last four sorts, numbered 1001 to 1004, and the sort *Toddy-drawer or jaggery-maker*. This last sort is restricted to persons shown in the enumeration-record as palm-climbers, toddy-drawers or preparers of jaggery and so includes all Group 74 and part of Group 71, but omits those of the latter group who are concerned with *kyantaga* or *dhani-th'gya* and not with toddy palms or jaggery. No. 1001 *Durwan or peon* includes all for whom one of these descriptions alone was given without any indication of the group to which they properly belonged, and Nos. 1002, 1003 and 1004 are remainder-sorts.
- NOTE 6.**—The sorts of subsidiary occupations included in the column headed *Total Agricultural* are those distinguished as agricultural in Note 4 above, and include exactly the occupations defined as agricultural in Imperial Table XVII, Part I, Section A, Article 3.
- NOTE 7.**—The whole of Part I of Imperial Table XVII applies to this table unless the contrary is indicated by the above Notes.
- NOTE 8.**—The figures tabulated for the Rangoon Town District represent also Rangoon Town, as for the purposes of the Imperial Census Tables these areas are conterminous.

[Continued on page 426.]

of Male Workers of Sort A—Landlord (Groups 1 and 2a).

18	19	20	21	22	23	24	25	26	27	28	29	30	31	32	33	34	35	36	37	38	Serial No. of District, etc. (column 1).
45a. Basket-makers.	47a. Match-makers.	61. Oil-pressers.	65. Rice-pounders.	71-74. Sweetmeat makers and toffee drawers.	110a. Boat owner.	110b. Boatman or towman.	114. Cart-owner or driver.	121. Money-lender or pawn-broker.	122a. Wholesale cloth seller.	122b. Retail cloth seller.	123. Fish seller.	124. Sweetmeat seller.	125. Vegetable seller.	126a. Wholesale grain-dealer.	126b. Retail grain-dealer.	129. Lawyer.	1001. Durwan or peon.	1002. Other labourers.	1003. Other traders.	1004. All others.	
60	55	23	11	112	18	23	267	1,374	1	61	30	27	37	338	74	1	10	181	934	1,664	
60	55	23	11	110	18	23	227	1,367	1	60	29	26	25	338	73	1	10	132	852	1,400	
1	4	10	4	2	3	100	...	2	8	...	11	27	3	17	67	198	
...	2	1	2	2	2	12	...	2	4	...	7	10	1	4	5	104	1
...	1	50	8	1	13	35	45	2
1	1	9	2	...	1	38	4	...	4	7	1	27	49	3
6	7	...	3	8	...	3	59	216	...	12	7	2	3	112	11	24	158	191	4
...	1	1	5
...	1	2	39	10	14	6
...	4	1	10	18	11	4	17	29	15	7
...	1	9	88	...	5	4	61	53	66	8
6	2	...	1	1	9	49	...	3	18	4	4	33	40	9
...	2	8	...	1	29	22	...	4	3	2	3	11	3	3	21	55	10
9	3	3	2	6	36	407	1	2	5	5	2	109	4	12	151	265	
...	3	1	...	2	106	4	4	1	30	2	1	20	61	11
9	3	1	1	29	71	1	...	1	12	1	6	30	57	12
1	1	5	148	...	1	1	16	5	62	103	13
...	4	...	48	21	18	27	14
...	34	...	1	...	1	...	30	1	10	17	15
8	1	2	4	26	94	...	4	6	17	3	2	87	97	
...	9	41	...	2	1	8	30	16
...	1	3	31	30	17
...	1	5	14	2	1	8	37	18	18
4	1	...	2	9	24	1	4	1	12	14	19
1	3	...	14	...	2	1	3	1	7	32	20
...	1	3	21
21	35	19	1	56	9	6	55	181	...	24	7	30	26	1	...	57	145	239	
9	25	14	...	13	1	13	11	16	...	4	22
9	5	2	1	30	8	3	18	77	...	16	2	5	1	69	89	23
3	4	2	...	8	...	2	12	69	...	2	5	15	9	1	...	3	51	85	24
...	1	1	...	5	1	1	25	34	...	6	2	1	37	25	61	25
...	26
1	1	1	1	8	8	...	1	...	1	...	3	...	10	1	8	...	36	
...	...	1	1	5	7	...	1	...	1	...	2	1	3	7	27	
...	3	28
1	1	1	10	5	32	29
...	8	30
...	31
13	6	3	...	23	1	2	22	235	...	11	2	10	3	32	19	4	139	243	
...	1	8	9	...	8	...	8	...	3	2	6	9	32
7	3	3	...	13	4	131	...	2	7	12	2	69	83	33
4	1	1	8	9	94	...	3	...	1	8	9	4	51	92	34
1	7	8	11	13	3	13	59	35
...	36
1	2	...	2	9	18	126	...	4	...	8	...	8	7	15	97	131	
...	3	5	22	3	...	6	2	1	11	16	37
...	1	1	46	...	4	6	50	53	38
...	6	10	9	4	5	8	14	28	39
...	40	40	1	8	28	42	40
...	7	...	1	1	1	12	...	1	49	82	264	
...	3	1	1	1	14	50	41
...	37	6	...	1	...	1	11	48	68	814	42
...	43



IMPERIAL TABLE XVII, SECTION A.—*Subsidiary Occupation*

Serial No.	District or State.	Total Agricultural.	Total Non-Agricultural.	AGRICULTURAL.				5. 8. 7. Garden, etc.	9. Charcoal burner.	10. Wood cutters.	11. Cutch collectors.	12. 10. All other collectors of forest produce.	13. Herdsman.	14. Fisherman.	15. Cotton-weaver.	16. Silk rears and spinners.	17. Silversmith.
				2a. Cultivating owner.	3a. Cultivating tenant.	4a. Agricultural labourer.	4. Thangra cultivator.										
	Provincial Total ...	1,089	4,570	583	173	274	109	233	...	13	...	15	4	14	1,007	...	2
	Burma Proper ...	896	4,340	445	173	241	37	203	...	13	...	15	3	9	954	...	2
	Araakan Division ...	105	387	62	18	13	12	23	...	2	4	36
1	Akyab ...	14	109	7	5	...	2	1	4	23
2	Hill Dt. of Arakan	4	23
3	Kyaukpju ...	37	91	21	7	6	3	10
4	Sandoway ...	54	137	34	6	7	7	12	...	2	3	10	...
	Pegu Division ...	89	532	35	17	35	2	35	6	...	1	100
5	Rangoon	6	1
6	Insein ...	7	27	1	3	3	...	2
7	Hanthawaddy ...	1	15	1	1
8	Tharrawaddy ...	46	122	21	6	19	...	6
9	Pegu ...	23	68	9	8	6	...	2	4	...	1	9
10	Prone ...	12	284	3	...	7	2	25	5
	Irrawaddy Division	136	706	68	27	40	1	79	...	1	...	4	2	2	36
11	Bassein ...	17	190	9	5	3	...	26	2	...	1	9
12	Henada ...	81	203	40	12	29	...	12	1	...	1	9
13	Myaungmya ...	10	182	7	1	1	1	23	...	1	22
14	Ma-uhin ...	26	85	12	7	7	...	16	1
15	Pyapon ...	2	46	...	2	2	1	2	...	4
	Tanasserim Division	24	268	9	8	4	3	33	1
16	Toungoo ...	10	56	6	3	...	1	3	1	9
17	Salween	3	2
18	Thabein ...	6	70	2	4	1	6
19	Amherst ...	2	57	...	1	1	...	4
20	Taroy ...	3	76	1	2	21	13
21	Mergui ...	3	6	1	...	2	...	2	1	3	...	1
	Magwe Division	162	829	76	6	62	18	20	...	1
22	Thayetmyo ...	51	125	25	4	4	18	7	...	1	22	...	14
23	Pakokku ...	31	359	13	...	18	18	2	28
24	Minbu ...	63	167	38	2	23	...	5	128	...	14
25	Magwe ...	17	178	17	...	6	41
26	Pakokku Hill Ts.	26
	Mandalay Division	13	68	2	...	11	...	1
27	Mandalay ...	4	40	4	...	1	8
28	Mandalay City	1
29	Bhamo	5
30	Myitkyina
31	Katha ...	9	23	2	1
32	Putao	7	7
	Sagaing Division	272	1,070	158	75	47	...	7	...	6	...	4	1	1	397	...	5
33	Shwebo ...	16	282	16	1
34	Sagaing ...	17	396	3	...	14	28	...	5
35	Lower Chindwin ...	216	897	138	67	11	...	5	...	2	1	...	125
36	Upper Chindwin ...	23	95	29	8	6	...	2	...	3	1	294
	Methila Division	95	530	43	22	29	1	5	...	3
37	Kyaukse ...	12	50	12	255
38	Methila ...	5	173	1	1	3	9
39	Yamethin ...	16	77	8	1	6	1	28
40	Myingyan ...	62	230	34	20	8	...	8	...	3	128
	Eastern States	193	230	28	...	33	72	30	66
41	N. Shan States ...	7	110	5	2	1	5	...	52
42	S. Shan States ...	186	120	28	...	28	70	24	51
43	Karenni	1	5

IMPERIAL TABLE XVIII, SECTION B.—Subsidiary Occupations

District or State.	Total Agricultural.	Total Non-Agricultural.	AGRICULTURAL.					5. 6. 7. Gardener, etc.	9. Charcoal burner.	10. Wood cutters.	12. Catch collectors.	13. All other collectors of forest products.	11. Herdsmen.	17. Fishermen.	18. Cotton-weavers.	19. Silk rears and spinners.	20. Silk-weaver
			1. 2a. Landlord.	2b. Cultivating tenant.	3a. Agricultural labourer.	3b. Tanguya cultivator.	4. ...										
I	2	3	4	5	6	7	8	9	10	11	12	13	14	15	16	17	
Provincial Total	32,366	183,783	1,898	9,755	7,409	13,304	17,314	212	10,805	1,277	3,005	1,004	4,373	475	6	87	
Burma Proper	23,669	145,845	1,718	8,043	6,859	6,149	8,766	221	10,610	1,264	3,001	619	3,351	451	6	87	
Arakan Division	2,904	8,679	270	647	586	1,401	1,512	2	39	23	116	43	909	9	
1 Akyab	776	2,937	155	276	251	94	152	2	4	...	1	38	61	6	
2 Hill Dt. of Arakan	...	5	
3 Kyaukpyu	1,031	3,419	85	281	303	362	637	...	19	22	...	1	319	3	
4 Sandoway	1,097	2,318	30	90	32	945	723	...	16	1	115	4	520	
Pegu Division	3,073	11,625	253	889	929	1,002	986	27	344	15	691	41	548	32	
5 Rangoon Town	...	11	
6 Insein	96	445	30	39	26	1	54	10	16	...	24	...	21	
7 Hanthawaddy	210	544	20	161	28	1	114	...	1	...	2	15	16	
8 Tharrawaddy	1,326	3,989	99	505	611	111	160	7	48	...	565	11	391	4	
9 Pegu	230	1,135	73	66	88	3	4	3	129	...	94	10	60	
10 Prome	1,211	5,501	31	118	176	886	654	7	150	15	6	5	60	28	
Irrawaddy Division	2,827	7,661	349	1,274	962	242	2,152	6	192	...	204	15	279	38	
11 Bassein	346	1,432	49	80	99	118	275	...	45	...	7	3	62	27	
12 Hensada	969	3,707	164	316	415	74	1,080	6	45	1	76	9	
13 Myaungmya	757	2,903	83	480	144	50	68	...	51	...	193	7	29	1	
14 Ma-ubin	701	1,382	45	359	297	...	758	...	1	...	1	3	106	
15 Pyapon	54	237	8	39	7	...	31	3	1	6	1	
Tenasserim Division	1,468	8,597	176	465	307	520	1,744	50	242	22	184	142	375	13	
16 Toungoo	193	1,406	26	49	72	46	174	5	69	...	146	48	40	1	
17 Salween	33	424	...	3	4	26	313	...	22	1	
18 Thaton	601	2,054	93	298	138	79	253	1	42	39	61	7	
19 Amherst	360	2,349	40	64	69	187	486	43	42	...	34	48	47	4	
20 Tavoy	174	1,260	15	42	20	97	306	...	34	21	...	5	96	
21 Mergui	107	1,104	2	9	4	92	212	1	33	1	4	1	131	1	
Magwe Division	4,046	30,378	223	1,413	1,861	549	679	30	2,004	1,011	15	124	260	73	...	5	
22 Thayetmyo	1,466	4,450	38	252	552	524	32	...	555	257	3	7	19	29	
23 Pakokku	848	11,520	104	406	313	25	130	27	240	488	8	29	77	31	...	5	
24 Minbu	956	7,319	55	590	311	...	91	3	994	196	...	18	119	5	
25 Magwe	776	7,080	20	65	685	...	426	...	215	70	4	70	45	8	
26 Pakokku Hill Tts.	
Mandalay Division	2,609	16,707	33	104	269	2,203	317	26	2,189	1	292	35	558	75	6	...	
27 Mandalay	139	1,945	3	39	97	...	45	24	542	1	6	3	63	38	
28 Mandalay City	
29 Bhamo	1,146	2,994	3	7	27	1,109	35	...	814	...	123	5	238	
30 Myikkyna	478	1,922	1	1	1	476	100	2	64	...	86	14	18	
31 Katha	738	9,583	25	57	143	513	131	...	769	...	77	13	239	37	6	...	
Putao	108	263	2	...	1	105	6	
Sagaing Division	4,208	42,790	297	2,729	1,054	1,228	537	6	4,523	86	1,493	131	343	128	...	81	
32 Shwebo	310	20,250	22	100	178	10	231	1	1,304	...	61	35	35	21	...	12	
33 Sagaing	1,507	8,238	114	982	411	...	7	...	550	2	12	84	53	13	...	3	
34 Lower Chindwin	1,955	6,278	48	980	87	...	164	4	323	44	2	8	22	28	...	66	
35 Upper Chindwin	1,336	8,024	113	727	378	118	135	1	2,346	40	1,418	4	233	6	
36 Chin Hills	
Meiktila Division	2,534	19,408	117	1,422	891	104	839	64	1,077	106	6	88	79	83	...	1	
37 Kyauskè	118	1,967	8	70	40	...	36	...	237	...	6	10	6	3	
38 Meiktila	605	6,698	10	125	410	...	244	...	633	46	...	45	64	27	
39 Yamèthin	670	4,222	22	197	347	104	477	51	180	39	...	25	9	7	...	1	
40 Myingyan	1,141	6,861	77	970	94	...	22	13	27	21	...	8	...	46	
Eastern States	8,697	37,938	180	812	550	7,155	8,548	1	195	13	4	385	1,022	24	
41 N. Shan States	4,459	11,417	40	419	132	3,259	4,563	...	189	13	4	379	23	24	
42 S. Shan States	4,093	25,947	128	323	316	3,196	3,950	1	6	6	930	
43 Karenni	215	574	3	10	102	...	35	69	

of Male Workers of Sort B—Cultivating Owner (Group 3a).

18	19	20	21	22	23	24	25	26	27	28	29	30	31	32	33	34	35	36	37	38	Serial No. of District, etc. (column 1)	
1,580	4,450	2,565	208	11,435	96	1,415	27,661	2,365	83	497	584	1,399	1,334	1,751	1041	11	77	16,012	20,831	49,830		
1,498	4,293	2,531	182	11,423	95	1,415	26,204	2,351	65	439	501	1,306	1,149	1,736	914	11	48	11,256	17,037	33,025		
14	20	26	1	9	32	539	88	200	10	8	69	22	106	169	42	...	1	1,100	1,133	2,437		
9	9	8	1	..	20	498	4	74	7	8	34	13	87	85	32	597	190	1,073	1	
...	5	...	2
5	11	17	...	9	9	18	84	35	3	...	35	8	1	76	10	...	1	568	621	1,016	3	
54	44	32	30	568	11	32	3,601	276	8	47	96	86	40	579	95	1	2	...	5	317	348	4
...
...	2	...	5
1	1	6	...	39	3	1	1	3	...	6
15	6	8	6	17	2	6	1,092	83	1	15	74	9	11	268	6	...	2	15	100	97	7	
4	1	6	8	...	303	55	7	11	5	9	1	73	7	...	2	245	385	618	8	
34	36	17	84	551	14	2,172	40	91	16	68	26	151	62	...	97	...	130	204	9	
87	81	11	4	39	9	44	966	421	7	16	55	41	58	231	34	440	814	10	
5	2	3	8	4	101	181	...	6	20	16	17	58	5	
77	74	6	4	38	...	8	804	97	6	1	18	13	11	118	13	81	148	418	11
2	1	1	...	5	82	1	2	135	386	698	12
8	8	54	33	...	6	15	10	28	36	11	65	183	318	13
1	3	2	88	...	3	2	...	2	26	5	1	144	145	14
45	48	29	12	101	30	110	1,437	234	3	12	10	26	74	167	34	3	65	47	15
6	34	6	4	5	11	335	40	1	1	1	3	8	23	54	21	
4	8	6	5	62	10	66	342	26	2	3	1	1	3	28	1	111	546	426	16
29	...	11	3	7	16	20	496	108	...	8	5	5	6	44	9	10	186	688	17
2	2	5	...	27	243	36	...	5	...	12	9	33	41	40	343	18
4	3	1	...	14	13	14	23	1	1	7	3	9	27	610	19
295	2,160	352	19	2,487	10	207	8,217	470	18	126	109	453	279	128	162	...	6	984	3,844	5,851	20	
17	1,475	87	3	98	3	34	310	38	7	2	8	30	5	11	6	122	437	897	21
152	482	95	13	1,796	2	86	3,226	262	8	113	30	388	35	30	77	...	3	30	1,090	2,637	23	
83	74	119	2	163	...	61	2,451	60	...	9	71	21	20	7	19	775	885	1,056	24
103	169	111	1	430	5	86	2,221	110	3	2	...	5	210	6	60	57	1,432	1,261	25
...	26
88	217	28	21	17	2	94	1,212	64	5	30	84	6	266	116	227	...	16	4,661	1,099	4,955	27	
...	12	22	2	3	...	35	619	28	...	6	20	1	18	19	21	17	109	291	28
...	29
4	11	2	8	4	2	31	32	8	20	6	95	...	2	118	1,415	30
...	12	...	9	11	106	5	...	12	11	17	107	...	11	106	59	1,172	1,172	31
84	182	4	2	10	...	17	455	31	5	4	33	5	3	74	4	3	4,517	812	8,066	1,261	32	
...	1	11	33
790	1,215	844	78	6,302	1	384	7,889	341	8	125	37	355	263	279	228	3	23	2,284	4,065	9,948	34	
338	661	222	17	2,335	...	3	3,017	144	6	46	11	142	802	136	121	1	2	2,838	2,339	5,500	35	
188	13	408	...	2,505	...	42	21,16	102	...	7	10	94	30	72	69	2	19	14	922	901	33	
84	229	201	4	1,468	1	24	1,405	90	...	42	...	15	16	42	7	...	1	4	607	1,383	34	
180	312	13	57	315	451	5	2	30	16	4	15	29	31	197	197	2,155	35	
...	36
125	508	1,209	17	1,900	...	5	2,794	345	6	75	41	317	63	67	92	7	1,428	3,922	4,144	
13	15	2	10	39	...	8	519	51	...	6	...	16	83	14	11	10	208	330	37	
61	371	70	3	825	797	121	5	51	17	247	3	12	48	5	...	203	1,593	1,147	38	
28	70	2	4	70	831	60	1	14	14	31	30	32	20	8	...	164	985	1,186	39	
23	43	1,135	...	966	...	3	647	113	...	4	10	23	7	9	13	991	1,136	1,541	40	
82	157	34	26	12	1	...	1,457	14	18	58	83	93	185	15	127	...	29	4,756	3,794	16,805	...	
77	150	15	24	12	1	...	617	11	6	46	81	83	165	15	120	...	29	109	1,071	3,590	41	
5	7	19	805	3	12	12	2	10	80	4,536	2,456	13,145	42	
...	15	7	111	867	70	43	

of Female Workers of Sort B—Cultivating Owner (Group 3a).

18	19	20	21	22	23	24	25	26	27	28	29	30	31	32	33	34	35	36	37	38	Serial No. of District, &c. (column 17)	
448	1,367	900	493	5,157	26	20	1,212	630	106	1,353	522	1,641	1,196	230	642		4	3,583	15,220	20,644		
447	1,334	895	466	5,157	26	20	1,146	627	102	1,336	498	1,518	1,129	210	593		4	2,401	13,002	10,066		
...	8	13	12		2	1		62		7	48	37	24	1	1			121	800	1,008		
...	3	1	6					16		5	7		14					17	138	44	1	
...		6																			2	
...	5	6	6					36													3	
...								10		2	41	37						100	554	623	4	
4	46	4	3	338			216	63	17	38	114	148	64	53	96		1	4	108	341		
...																					5	
...	3		1					6							1					1	6	
...	1							7												32	7	
...	36		2	8				45	24	14	10	89	31	15	8		1	7	53	40	8	
...	4							9	8		7	3	17					45	570	295	9	
...				330			153	13	1	19	15	19	8	37				25	325	293	10	
10	138	6	28	53	22	12	37	171	21	11	63	88	30	79	34			197	1,006	646		
...	9				1		3	85		2	16	44	6	18	3			6	129	142	11	
7	61	5	28	53	1		31	45	10	3	27	20	11	24	22			148	654	394	12	
3	16				20			14	11		6	1		32						95	13	
...	49	1				12	3	7			14	23	12	1	8			42	88	60	14	
...	3							20		6			1	4	1					40	15	
3	75	6	9	23		1	41	46	3	22	16	33	81	7	16							
2	9	4		15			17	13		3	2	8	13	3	5			18	61	25	16	
...																				4	17	
...	4			6		1	11	7		2	2	4								772	18	
1	9	1	1	1			11	15	2	14	4	9	27	2	4				8	305	19	
...	45	1	8	1			2	9	1	2	6	11	41		5				3	378	20	
...	8							2		1	2	1							13	125	30	
51	421	61	85	749		4	312	77	27	716	116	198	345	15	118		2	285	2,268	1,998	31	
4	262	15	17	49			37	6		193	30	24	8									
16	9	11	42	503		2	89	38	3	397	21	88	49	3	39			63	323	192	22	
4	32	25	26	24		2	116	17	12	17	62	69	78	8	52			9	451	892	23	
27	118	10		113			70	16	12	109	3	17	210	4	14			204	668	535	24	
...																		9	824	379	25	
...																					26	
4	11	8	43	1	1	1	75	18		40	26	36	59	12	79							
...		8	2		1		33	17		2	9	14	54	6	9				354	1,097	705	
...							2	1					34		2				7	351	185	27
...										38	6	4	2	4	64				2	1	9	
2			37	1		1		1				5	2	2	6				2	163	233	28
2	9		4				41					11	13	1				19	25	63	29	
...																		327	558	224	30	
...																					31	
315	394	146	225	3,514	1	1	325	108	29	241	86	711	297	32	182		1	854	3,100	2,675		
209	178	51	51	1,420	1	1	192	38		188	11	475	218	17	103							
98	34	79	17	1,316			26	52		33	62	206	61	3	47			741	1,289	1,432	32	
...	33	16	17	778			90	18	29	17	2	25	163	2	5			6	1,089	759	33	
...	149						17			3	11	5	5	10	27				417	267	34	
...																			107	305	217	35
...																						36
60	241	651	61	479			136	82	5	261	29	267	229	11	67							
2	25	2	33	2			6	12		4	1	14	8	1	8							
45	178	39	10	204			32	33	1	149	8	202	114	2	35				1	111	88	37
6	27		9	4			45	12		61	4	9	57	4	10				4	1,195	416	38
7	11	610	9	269			53	25	4	47	16	42	50	4	14				27	362	218	39
...																			444	1,022	694	40
1	33	5	27				66	3	4	17	24	123	67	20	49							
...																						
1	32	5	27				10	1	1	15	6	54	52	16	47				42	756	661	41
...							50		3		2	18	6	4					1,110	1,305	9,843	42
...							6												30	97	74	43

of Male Workers of Sort C—Cultivating Tenant (Group 3b).

18	19	20	21	22	23	24	25	26	27	28	29	30	31	32	33	34	35	36	37	38	Serial No. of District, etc. (column 1).	
555	1,028	871	102	4,567	26	570	21,707	389	27	158	345	369	653	935	329		27	5,494	7,599	16,493		
548	1,026	860	101	4,566	26	569	21,473	385	27	157	342	369	641	930	323		26	4,353	6,888	13,352		
11	7	12	9	17	7	113	118	24	1	3	94	21	55	70	34		3	754	523	1,428		
8	5	2	8	10	3	51	14	10	1	1	56	11	52	53	31			290	176	605	1	
...	2	
3	2	5	1	5	2	29	104	6		2	3	10	3	3	1		1	456	256	402	3	
60	51	11	30	370	4	64	5,000	119	2	33	46	52	35	447	112		2	673	781	1,441	4	
...	4	1		5	
7	1	1	...	17	418	16	1	1	3	6	1	2	6	
3	6	4	34	430	50	50	2	3	2	2	5	52	2			33	109	110	7	
22	13	5	13	10	1	1,833	19	19	...	16	17	11	8	233	8			160	151	195	8	
5	2	2	10	1,919	24	24	...	5	15	12	9	60	15			476	187	499	9	
23	29	4	17	359	2	1,296	9	9	1	9	8	21	13	68	87			54	201	424	10	
90	71	3	12	19	7	51	1,458	68	4	6	39	47	112	168	12		2	328	739	1,076		
4	1	1	3	154	2	14	18	15	25	4			11	
9	56	3	5	19	2	4	1,024	20	2	1	12	15	81	71	6		2	34	90	226	12	
10	2	...	4	22	22	27	2	7	7	3	25	2	...			153	329	459	13	
4	12	...	1	...	4	12	253	6	...	2	4	5	9	27	...			110	198	240	14	
3	2	...	32	5	15	15	...	1	2	2	4	20	...			8	56	75	15	
14	13	7	15	110	7	91	1,920	36	13	8	25	14	31	118	25				
2	9	4	12	2	24	685	8	11	2	9	3	15	44	12	...			164	421	1,459		
...	2	1	47	82	316	16
3	4	...	3	14	3	19	341	6	2	...	1	6	3	14	5	13	17	
5	9	4	46	521	10	...	5	4	9	36	10	...			63	190	185	18	
3	85	368	11	...	1	10	4	3	23	1			29	94	318	19	
1	2	3	3	1	...	1	1	1	3	23	1			23	40	523	20	
189	607	141	12	2,116	128	5,905	48	3	24	102	84	288	35	40			3	512	1,892	3,316	21	
4	284	6	1	15	25	103	6	1	10	2	1	22	
143	230	102	7	1,710	37	2,404	29	2	17	25	49	130	8	19	...			25	156	302	23	
14	70	13	2	267	45	2,441	10	...	5	75	11	17	21	17	...			19	659	1,628	24	
28	23	20	2	124	21	957	3	...	2	2	14	139	5	4	...			446	655	865	25	
...	26	
6	12	6	1	1	...	20	567	16	2	5	13	11	3	10	11			1	575	177	457	
2	4	6	...	1	...	10	509	9	...	5	5	8	3	6	2			72	158	27
...	3	28	
1	1	9	2	2	1	65	28
...	9	6	40	29
3	7	46	5	...	8	...	3	...	4	1	194	30
...	31
161	188	541	19	1,638	100	4,924	46	2	62	14	104	93	60	68	...		14	662	1,662	3,330		
22	80	34	6	240	3	1,095	18	2	25	1	38	45	18	30	...		11	627	502	787	32	
82	35	247	1	786	17	2,084	12	6	29	22	25	23	18	435	1,015	33
41	40	259	4	612	38	1,673	14	...	34	3	32	25	15	14	8	504	1,172	34
16	33	1	8	...	42	72	2	...	3	4	5	1	2	1	9	221	356	35
...	36
17	77	139	3	295	1	1,586	28	...	16	9	36	24	22	21	685	693	845
1	6	1	2	15	...	583	3	...	8	2	9	7	9	8	37
6	10	...	1	149	...	223	10	...	4	3	15	2	10	8	73	91
5	62	...	1	15	...	466	4	...	4	3	2	15	0	2	108	167	227	38
5	3	128	...	116	1	309	11	...	4	4	10	10	4	1	163	293	404	39
7	2	11	1	1	...	234	4	...	1	3	...	12	5	6	40
7	2	11	1	1	...	234	4	...	1	3	...	12	5	6	
...	...	9	189	1	3	...	12	1	5	41
...	42
...	43

IMPERIAL TABLE XVIII, SECTION C.—*Subsidiary Occupatio*

Serial No.	District or State.	Total Agricultural.	Total Non-Agricultural.	AGRICULTURAL.													
				1. Landlord.	2. Cultivating owner.	3. Agricultural labourer.	4. Tanangya cultivator.	5. Gardener, etc.	6. Charcoal burner.	7. Wood cutters.	8. Cutch collectors.	9. All other collectors of forest produce.	10. Herdsman.	11. Fisherman.	12. Cotton-weavers.	13. Silk reared and spinners.	
	Provincial Total ...	9,055	27,513	328	4,669	3,112	946	1,406	26	266	62	226	56	273	6,194	...	41
	Burma Proper	7,947	25,744	316	3,833	3,044	754	1,136	26	258	62	226	56	252	6,047	...	41
	Arakan Division ...	700	1,456	7	317	178	198	188	...	5	...	50	3	76	110
1	Akyab	121	371	...	64	7	50	42	41	1	4	64
2	Hill Dt. of Arakan
3	Kyaukpju	351	646	3	160	103	85	60
4	Sandoway	228	439	4	93	68	63	86	...	1	2	32	9
	Pegu Division ...	522	2,607	14	111	378	19	122	19	22	...	96	1	23	634
5	Rangoon
6	Insein	42	211	3	5	32	2	31	14	12	...	6	1	6	9
7	Hanthawaddy	17	192	1	8	8	...	3	1	...	1	3
8	Thurrawaddy	210	573	3	33	169	5	30	...	4	...	1	...	1	3
9	Pegu	77	391	6	33	37	1	3	5	4	...	42	...	12	103
10	Prome	176	1,240	1	32	132	11	55	...	2	...	47	...	4	37
	Irrawaddy Division	770	2,364	18	460	257	35	431	...	9	...	36	6	73	288	...	1
11	Bassein	122	437	8	32	60	22	67	...	1	...	10	...	29	56
12	Henzada	447	1,378	6	286	142	13	245	...	3	...	18	1	16	202
13	Nyaungmya	20	87	2	13	5	...	5	...	5	...	6	5	...	5
14	Ma-ubin	176	319	1	127	48	...	99	1	...	14	21
15	Pyapön	5	143	1	2	2	...	15	1	...	14	21
	Tenasserim Division	191	2,096	11	78	27	75	111	6	3	...	11	5	19	512	...	2
16	Toungoo	46	340	3	9	3	31	20	1
17	Salween	...	22	31	8	4	29
18	Thatön	69	468	7	43	11	8	12	...	1
19	Amherst	45	668	...	19	6	20	42	...	1	3	1	92
20	Tavdy	23	585	1	1	5	16	25	3	1	...	5	2	5	379
21	Mergui	8	13	6	4	5	...	9	12
	Magwe Division ...	2,902	6,319	6	1,824	791	281	161	...	119	14	6	6	12	1,782	...	37
22	Thayetmyo	625	499	...	307	45	274	2	...	94	2	3	123
23	Paköku	424	2,795	3	206	215	...	8	...	6	9	2	3	2	1,036
24	Minbu	1,572	2,903	3	1,272	291	6	16	...	19	3	1	3	10	392	...	37
25	Nagwe	280	1,021	...	39	240	1	135	231
26	Paköku Hill Tts.
	Mandalay Division	290	965	8	45	210	27	6	...	26	...	6	...	29	292
27	Mandalay	219	491	8	29	164	18	1	...	15	...	3	...	25	78
28	Mandalay City	...	26
29	Bhamo	...	64	1	1	5	...	1	3	1
30	Myitkyina	...	1
31	Katha	69	409	...	16	45	8	10
	Sagaing Division	2,155	7,812	240	825	971	119	57	1	58	48	16	32	19	2,021	...	9
32	Shwebo	47	1,782	...	14	33	...	15	...	31	...	9	2	5	312	...	9
33	Sagaing	680	3,367	...	240	440	21	13	911
34	Lower Chindwin	635	2,457	41	321	273	...	34	1	6	7	786
35	Upper Chindwin	793	206	199	250	225	119	8	12
36	Chin Hills
	Meiktila Division	417	2,125	12	173	232	...	60	...	16	...	5	3	1	408
37	Kyaukse	95	191	1	4	90	...	2	...	2	32
38	Meiktila	45	398	2	32	11	...	5	...	4	1	74
39	Yamethin	21	277	...	2	19	...	26	31
40	Myingyan	256	1,259	9	135	112	...	27	...	2	...	5	3	...	271
	Eastern States	1,108	1,769	12	836	68	192	270	...	8	21	147
41	N. Shan States	27	385	10	17	98	...	6
42	S. Shan States	1,066	1,371	12	834	57	163	172	...	2	144
43	Karenni	15	13	...	2	1	12	3

of Female Workers of Sort C—Cultivating Tenant (Group 3b).

18	19	20	21	22	23	24	25	26	27	28	29	30	31	32	33	34	35	36	37	38	Serial No. of District, etc. (column 1).
99	456	208	235	1,643	1	14	694	148	49	392	347	633	627	194	293	3	1,383	5,532	6,004		
99	454	207	233	1,643	1	14	693	148	49	392	331	631	624	113	292	3	1,231	5,268	5,206		
...	5	5	18	3	9	9	...	11	48	28	24	2	5	2	151	318	386		
...	7	9	5	3	17	...	5	...	65	43	65	1	
...	...	3	2	...	4	1	2	
...	5	2	11	1	9	5	...	2	42	25	7	2	84	236	209	3	
...	
5	24	2	9	198	156	37	8	20	50	99	53	39	85	...	90	462	353		
...	
...	2	23	9	8	...	2	5	
1	1	1	29	15	1	2	2	6	4	5	34	44	6	
1	12	1	9	29	7	7	2	2	10	11	32	3	...	21	50	46	7	
2	3	1	28	4	...	3	18	51	18	...	4	50	113	86	8
1	6	195	49	2	...	13	13	27	18	3	77	...	11	89	67	9	
3	68	1	27	34	1	6	39	31	10	11	32	91	31	19	28	109	604	375	10
...	6	1	...	3	11	...	4	18	38	10	3	3	...	6	84	87	11	
2	26	1	26	34	28	9	10	6	5	25	8	9	20	97	387	200	12
...	3	3	6	3	1	5	6	31	13	
...	33	...	1	7	4	...	1	1	21	0	3	5	...	1	76	22	14	
1	4	1	4	2	4	3	3	51	35	15	
2	90	3	9	6	...	3	44	16	2	13	42	69	73	7	28	...	40	399	581		
...	7	1	4	4	30	2	1	9	8		
...	6	3	12	23	82	100	16
2	1	
...	3	1	1	1	...	3	5	4	2	13	4	2	1	...	15	230	74	18	
...	70	1	4	1	2	9	2	11	2	16	10	1	2	...	1	50	114	19	
...	4	1	...	2	38	29	51	...	13	33	286	20	
...	21
56	105	26	84	380	200	19	22	168	58	158	140	35	33	1	132	1,355	1,210		
1	56	4	5	7	1	2	...	3	5	15	4	...	5	15	71	81	22
36	6	8	38	322	79	10	...	90	32	30	58	...	19	45	225	695	23
5	32	7	41	40	86	7	11	27	21	96	59	35	8	...	1	71	631	381	24
14	11	7	...	11	34	...	11	48	...	17	19	...	1	1	428	53	25
...	26
...	...	3	1	1	8	9	1	...	13	13	21	1	8	102	127	298	
...	...	3	1	7	6	1	...	11	9	20	1	1	38	71	200	27
...	6	1	...	
...	1	1	1	7	1	7	36	28
...	2	3	63	49	62	29
...	30
...	31
28	139	66	54	876	...	1	168	17	6	110	73	126	253	4	89	380	1,466	1,695	
21	22	12	24	171	53	14	...	93	3	55	53	1	56	284	292	245	32
7	57	34	491	32	4	66	9	70	23	23	2	714	853	33
...	60	20	214	...	1	...	60	3	6	13	4	52	130	3	10	403	597	34
...	14	10	94	57	...	35
...	36
5	23	101	31	149	69	10	...	59	15	47	29	6	16	227	537	308	
2	5	...	26	3	1	14	2	2	...	1	1	68	32	37
1	5	3	...	25	8	1	...	26	4	19	4	...	12	7	131	68	38
...	10	...	4	19	1	...	3	2	15	8	1	23	84	50	39
2	3	98	1	124	39	8	...	33	7	12	8	5	3	196	254	158	40
...	2	1	2	1	16	2	3	81	1	152	264	798	
...	2	1	2	1	3	81	4	43	41
...	16	1	151	253	751	42
...	7	4	43

of Male Workers of Sort D—Agricultural Labourer (Group 3c).

18	19	20	21	22	23	24	25	26	27	28	29	30	31	32	33	34	35	36	37	38	Serial No. of District, etc. (column 1).	
685	569	47	377	578	46	1,853	8,449	884	13	55	540	411	559	409	158	...	45	4,616	5,037	15,958		
629	558	46	375	578	46	1,853	8,382	884	13	54	536	407	549	409	153	...	45	4,354	4,900	15,465		
14	18	...	29	1	...	379	10	11	...	2	121	21	119	73	19	...	2	540	316	2,021		
12	17	...	27	375	4	11	...	2	101	20	119	73	19	287	231	1,888	1	
...	2
2	1	...	2	1	...	4	6	20	1	1	249	69	80	3	
237	118	6	152	85	31	721	4,703	585	4	21	167	132	188	186	72	...	39	1,611	1,569	3,953	4	
...	5
33	10	...	3	7	2	147	442	12	2	1	17	19	15	33	137	237	508	6	
27	9	2	185	689	6	20	8	19	19	1	...	27	523	229	328	7	
88	64	3	132	41	...	9	1,903	5	...	14	80	86	82	37	746	405	1,638	8	
19	9	3	14	1	...	136	1,669	8	...	6	38	41	42	28	11	...	7	16	368	745	9	
70	26	...	3	36	27	244	...	554	2	...	12	14	30	20	23	...	5	189	329	733	10	
130	71	...	13	37	...	121	936	222	5	4	146	131	62	53	24	...	1	517	1,396	2,420		
33	4	81	154	4	96	48	14	46	343	793	11	
49	51	...	11	32	...	16	524	5	1	...	37	57	10	25	11	231	605	868	12	
14	3	...	2	24	26	7	11	9	7	13	160	205	334	13	
21	13	1	128	196	2	...	2	14	16	9	19	158	215	14	
13	4	104	14	2	3	5	6	13	...	1	85	210	...	15	
56	41	7	31	62	15	443	1,828	32	4	3	51	45	113	74	1	...	1	403	485	3,142		
17	25	1	27	10	...	12	656	...	1	2	5	25	80	47	29	188	588	16	
10	12	3	1	7	5	173	689	13	...	1	15	13	19	11	3	2	19	17	
23	3	2	2	24	10	244	358	15	3	...	20	6	16	1	276	211	710	18	
5	1	2	...	20	...	119	119	4	10	7	6	16	1	...	1	69	51	856	19	
1	...	1	12	5	1	26	31	99	20	
47	150	4	42	74	...	47	153	6	...	2	15	18	35	7	19	97	291	953	21	
4	69	3	2	2	...	6	6	3	5	17	47	22	
28	52	1	10	27	...	17	45	3	...	1	9	7	14	3	1	4	128	365	23	
14	26	...	30	35	...	23	97	2	...	1	5	7	11	4	17	88	97	325	24	
1	3	10	...	1	5	1	1	4	7	...	1	49	216	25	
...	26
22	22	4	11	20	...	29	216	2	...	1	13	8	8	5	6	...	2	554	138	629		
13	5	2	7	16	...	26	178	2	...	1	2	3	3	2	2	9	57	278	27	
...	...	2	1	3	1	1	3	6	70	28
1	1	...	1	2	3	1	1	15	6	59	29	
8	16	...	1	4	32	9	5	...	2	527	69	221	30	
...	5	1	31	
110	86	13	66	227	...	113	294	9	...	15	12	30	10	7	7	328	353	1,560		
16	22	1	7	80	121	5	...	3	1	7	7	5	304	78	400	32	
30	9	5	7	96	...	30	78	2	...	1	7	9	...	2	4	153	465	33	
29	11	4	2	51	...	1	24	2	...	6	1	8	1	1	110	339	34	34	
35	44	3	20	82	71	2	...	5	3	6	2	2	4	16	12	356	35	
...	36
13	52	12	31	72	242	17	...	6	11	22	14	4	5	304	352	787		
...	8	...	30	24	50	1	...	2	7	18	88	189	37	
5	4	25	45	7	...	6	2	5	...	4	67	107	157	38	
5	40	6	1	6	122	6	...	7	5	14	...	4	156	117	365	39	
3	...	6	...	17	25	3	5	...	1	63	40	76	40	
6	12	1	2	67	1	4	4	10	5	262	137	493		
6	10	1	2	56	1	4	4	10	5	41	
...	1	11	235	77	142	42	
...	4	9	351	43	

IMPERIAL TABLE XVIII, SECTION D.—Subsidiary Occupations

Serial No.	District or State.	Total Agricultural.	Total Non-Agricultural.	AGRICULTURAL.													
				1. Sa. Landlord.	2a. Cultivating owner.	3a. Cultivating tenant.	4. Taungya cultivator.	5, 6, 7. Gardeners, etc.	9a. Charcoal burner.	9b. Wood cutters.	8c. Catch collectors.	8d, 10. All other collectors of forest produce.	11. Herdsman.	17. Fisherman.	27. Cotton-weavers.	34, 16. Silk rearsers and spinners.	35. Silk-weavers.
	I	2	3	4	5	6	7	8	9	10	11	12	13	14	15	16	17
	Provincial Total	2,843	28,486	110	1,062	1,186	485	1,099	25	213	3	686	63	279	4,929	...	22
	Burma Proper	2,393	27,787	109	9	1,059	236	980	25	213	3	686	62	276	4,735	...	22
	Arakan Division	74	821	1	22	8	43	23	25	81
1	Akyab	13	196	...	8	...	5	9	1	26
2	Hill Dt. of Arakan
3	Kyaukpvyu	51	466	1	13	3	34	14
4	Sandoway	10	159	...	1	5	4	18	7
	Pegu Division	579	9,060	24	200	309	46	335	14	29	1	534	17	50	1,415
5	Rangoon	...	1
6	Insein	13	1,255	1	2	10	...	86	12	16	...	88
7	Hanthawaddy	28	274	13	9	6	...	6	22	24
8	Tharrawaddy	343	3,470	5	127	179	32	156	...	4	...	3	...	4	4
9	Pegu	148	1,572	3	40	105	...	13	2	6	...	245	4	3	385
10	Prome	47	2,488	2	21	9	14	74	...	3	1	198	10	14	61
	Irrawaddy Division	587	5,378	11	360	186	30	471	...	15	...	95	14	103	418
11	Bassein	64	1,847	...	29	24	11	97	...	7	...	48	3	33	141
12	Henzada	477	2,037	9	297	154	17	258	...	3	...	21	...	17	233
13	Myaungmya	...	515	33	...	5	...	15	5	23	4
14	Ma-ubin	42	634	2	33	7	...	63	7	...	21	37
15	Pyapön	4	345	...	1	1	...	20	4	6	9	3
	Tenasserim Division	90	2,785	2	35	11	42	51	7	20	...	15	9	47	655
16	Toungoo	22	1,232	...	4	1	17	13	7	7	...	12	3	11	39
17	Salween	...	8	3
18	Ihatön	39	588	1	15	4	19	12	...	13	1
19	Amherst	18	818	1	12	4	1	19	3	...	214
20	Tavoy	9	118	...	2	2	5	2	2	3	25	395
21	Mergri	2	21	...	2	1	...	5	4
	Magwe Division	85	2,092	6	55	18	6	6	...	5	1	1	5	3	41	...	2
22	Thayetmyo	16	64	...	15	1	5	...	1	16
23	Pakökku	26	726	4	14	8	...	1	1
24	Minbu	36	953	...	24	6	6	3	1	...	5	1	216	...	2
25	Magwe	7	349	2	2	3	...	2	2	129
26	Pakökku Hill Tts.	60
	Mandalay Division	246	1,253	31	120	45	50	6	...	88	...	22	...	17	181
27	Mandalay	165	652	31	99	34	1	25	...	2	...	16	57
28	Mandalay City	...	3
29	Bhāmo	1	62	1
30	Myitkyina	...	11	5	...	2
31	Katha	80	522	...	21	11	48	8
	Sagaing Division	715	4,041	34	187	476	18	26	...	48	...	19	9	25	1,111	...	18
32	Shwebo	53	1,170	10	...	43	...	3	...	3	...	18	4	...	343	...	3
33	Sagaing	55	2,052	...	31	24
34	Lower Chindwin	506	569	3	141	362	...	2	...	37	5	25	536
35	Upper Chindwin	101	250	21	15	47	18	21	...	8	...	1	186
36	Chia Hills	46	...	15
	Meiktila Division	17	2,357	...	10	6	1	62	4	8	1	...	8	6	453	...	2
37	Kyaukse	1	781	1	8	...	2	1	69
38	Meiktila	6	438	...	5	1	...	4	...	2	2	3	140	...	2
39	Yamethin	10	745	...	5	5	...	50	4	4	...	1	2	99	
40	Myingyan	...	393	1	145
	Eastern States	450	699	1	73	127	249	119
41	N. Shan States	26	444	12	14	80	1	3	194	
42	S. Shan States	419	246	1	73	115	210	30	192
43	Karenni	5	9	5	3

of Female Workers of Sort D—Agricultural Labourer (Group 3c).

18	19	20	21	22	23	24	25	26	27	28	29	30	31	32	33	34	35	36	37	38	Serial No. of District, etc. (column 1).	
45a. Basket-makers.	45b. Mat-weavers.	61. Oil-presser.	65. Rice-pounder.	71, 74. Sweetmeat makers and toddy drawers.	110a. Boat-owner.	110b. Boatman or towman.	114. Cart-owner or driver.	121. Money-lender or pawn-broker.	122a. Wholesale cloth seller.	122b. Retail cloth seller.	121. Fish seller.	23. Sweetmeat seller.	125. Vegetable seller.	125a. Wholesale grain-dealer.	125b. Retail grain dealer.	12. Lawyer.	10.1. Durwan or peon.	1002. Other labourers.	1003. Ox or bullock.	1004. All others.		
75	455	43	1,141	259	1	21	370	59	30	158	806	1,570	848	50	541	1,351	7,443	5,946		
75	455	43	1,127	259	1	21	369	58	30	158	806	1,561	837	49	537	1,243	7,354	5,802		
...	2	...	42	2	19	30	12	2	2	131	259	191		
...	2	...	13	1	5	4	10	1	2	15	25	81	1	
...	116	216	95	2	
...	29	1	14	26	2	1	18	14	3	
12	139	...	103	121	...	6	226	9	12	46	335	604	332	31	314	347	2,426	1,602	4	
...	61	...	8	5	
2	1	4	17	3	...	2	15	54	49	...	5	66	461	260	6	
3	56	...	70	24	133	3	12	6	213	201	70	30	41	52	95	56	7	
1	18	...	25	29	3	...	4	55	26	140	...	28	171	914	736	8	
6	3	97	39	33	51	88	62	...	39	5	509	215	9	
19	144	...	67	19	...	8	34	26	5	8	269	494	97	12	62	53	455	335	10	
10	6	...	7	...	2	8	...	8	195	271	54	1	38	240	1,933	825		
5	52	...	49	19	1	...	31	...	5	...	41	66	18	8	20	20	504	393	11	
1	17	18	7	31	5	179	764	247	12	
2	63	...	11	2	15	98	14	...	4	26	255	69	13	
1	6	4	...	1	10	28	6	3	2	251	44	14	
2	23	37	88	11	1	5	75	5	1	9	29	114	106	2	83	13	159	72	15	
1	...	37	63	1	43	2	...	2	2	83	52	1	83	38	528	824		
...	2	11	242	517	16	
...	5	...	1	...	1	2	19	1	1	...	3	7	2	242	1	17	
1	9	...	7	10	3	...	12	2	...	6	17	18	31	22	186	91	18	
...	6	...	15	1	7	6	21	21	3	85	169	19	
...	3	2	10	38	20	
26	22	1	244	16	2	...	11	3	7	34	20	116	95	...	41	2	5	21	
...	13	1	7	2	2	2	2	6	6	22	
25	5	...	101	3	4	1	2	14	6	31	35	...	2	18	105	146	23	
1	4	...	136	4	4	2	4	11	10	71	39	...	37	55	217	224	24	
...	7	1	...	1	9	4	13	21	136	95	25	
...	26	
...	8	1	12	1	8	1	2	...	38	14	24	1	7	27	
...	1	...	1	5	1	2	...	25	4	24	1	2	43	146	297	
...	6	3	5	3	
...	1	16	22	28	
...	2	10	10	1	...	1	29	
...	7	...	5	1	110	140	46	30	
...	31
15	49	...	199	83	8	5	3	30	82	136	115	1	14	135	879	1,031		
7	6	...	100	26	5	5	...	19	1	53	19	1	4	130	244	176	32	
7	18	44	3	8	75	65	70	...	8	2	473	676	33	
1	3	...	38	13	3	3	4	8	20	3	130	156	34	
...	22	...	61	2	10	6	32	23	35	
...	36	
1	68	4	372	8	7	7	...	31	14	53	56	...	14	123	563	492		
...	29	...	310	1	1	5	31	15	3	189	116	37	
...	1	...	6	3	...	19	2	14	5	...	5	17	106	107	38	
1	38	...	55	6	2	...	3	4	4	32	...	8	55	193	185	39	
...	1	...	1	1	...	9	3	4	4	48	75	84	40	
...	14	1	1	9	11	1	4	108	89	144		
...	14	1	7	10	1	4	9	66	50	41	
...	1	2	1	95	20	93	42	
...	1	4	3	1	43	

of Male Workers of Sort E—Taungya Cultivator (Group 4).

45a. Basket-makers.	45b. Mat-weavers.	61. Oil-presser.	66. Rice-pounding.	71, 74. Sweetmeat makers and today drawers.	110a. Boat-owner.	110b. Boatman or seaman.	114. Cartowner or driver.	181. Money-lender or pawn-broker.	182a. Wholesale cloth seller.	182b. Retail cloth seller.	191. Hat seller.	194. Sweetmeat seller.	199. Vegetable seller.	199a. Wholesale grain-dealer.	199. Retail grain-dealer.	199. Lawyer.	101. Diwan or peon.	100. Other labourers.	101. Other traders.	101. All others.	Serial No. of District, etc. (column 1).
18	19	20	21	22	23	24	25	26	27	28	29	30	31	32	33	34	35	36	37	38	
220	1,668	18	70	63	3	107	1,073	11	5	21	225	48	167	74	115	2	20	4,056	2,823	9,762	
76	1,309	11	35	63	2	55	348	11	2	5	35	33	59	3	13	...	8	1,935	735	3,455	
8	234	...	4	6	11	4	15	5	8	2	1	639	225	556	
2	180	2	...	2	6	1	7	...	1	99	139	186	1
...	2
6	54	...	4	4	11	2	2	...	2	534	67	81	3
11	49	3	2	2	...	1	48	15	7	5	...	3	...	2	106	128	223	4
...
1	1	3	1	1	10	5
4	8	3	5	1	16	5	13	6
1	12	5	1	1	1	60	5	92	7
5	40	...	2	2	28	10	5	2	...	3	3	42	11	8
12	12	1	1	1	10	4	20	65	97	9
1	1	1	10	2	11	14	10
10	12	1	11	14	11
1	2	12
...	2	6	13
...	14
10	41	1	...	16	1	11	123	2	...	5	4	6	39	1	3	...	15
...	12	13	1	...	1	12	277	98	1,395
...	1	2	6	54	14	155	16
3	18	4	16	1	11	6	17
1	9	1	...	6	29	1	87	25	66	18
5	15	64	2	...	4	4	2	3	1	14	24	170	19
4	8	1	1	7	121	20	830	20
2	940	3	2	19	...	21	61	3	2	2	1	3	149	21
2	938	1	2	4	...	19	41	...	1	2	28	59	333
...	2	2	...	15	...	2	20	3	1	24	48	275
...	2	8	38
...	1	3	4
...	22
8	27	2	5	...	1	4	57	1	1	3	...	9	...	4	23
...	6	1	41	1	1	27
...	2	22	15	10	23
...	8	2	2	3	...	8	...	3	28
6	3	1	29
2	10	1	1	15	147	6	295
...	681	70	144
15	3	...	8	11	12	2	...	30
...	31
...	1	4	38
...	3	1	...
15	3	...	8	11	11	1	...	32
...	5
...	33
7	15	2	2	26	35	1	2	2	37	34
...	45
...	29
7	15	2	2	26	35	1	2	23	64	98
...	35
7	13	...	2	1	6	1	36
...	3	1	...	9	24	37
...	...	1	...	6	2	15	44	38
...	...	1	3	1	4	39
144	359	7	35	...	1	52	725	...	3	16	190	15	108	71	102	2	12	2,121	2,088	6,307	40
144	353	7	35	...	1	50	654	...	3	16	190	15	101	71	102	...	12	41
...	6	1	71	7	42
...	120
...	9	44	43

Female Workers of Sort E—Taungya Cultivator (Group 4).

18	19	20	21	22	23	24	25	26	27	28	29	30	31	32	33	34	35	36	37	38	Serial No. of District, etc. (column 1).	
29	258	4	96	12	...	3	38	45	1	44	78	91	331	3	152	430	2,229	5,763		
6	229	2	57	10	...	2	17	2	...	10	74	66	129	2	8	227	538	696		
4	51	2	20	1	4	2	...	2	34	13	19	1	1	55	147	73		
2	43	2	3	1	2	2	2	...	5	1	5	46	47	1	
...	12	49	85	26	2	
2	8	...	15	2	2	32	13	2	...	1	1	13	20	3	
...	11	3	2	17	6	5	11	64	36	4	
...	5	
...	1	2	4	14	...	6	
...	3	1	1	2	5	4	...	7	
...	8	2	1	2	13	8	
...	1	2	17	3	2	2	42	23	9	
...	1	1	3	14	3	6	42	17	10	
...	1	1	13	1	13	12	11	
...	1	2	5	25	3	12	
...	1	4	2	13	
...	14	
...	15	
...	47	...	7	6	1	13	16	81	1	3	33	89	252	16	
...	4	...	1	2	1	18	1	8	9	93	17	
...	9	1	4	1	22	11	18	
...	1	...	1	18	5	10	63	19	
...	25	...	5	3	1	13	11	44	...	3	18	6	3	20	
...	8	2	23	70	21	
...	2	10	3	...	
1	118	...	6	2	4	...	11	3	27	40	22	
1	118	...	5	2	4	...	11	3	23	39	23	
...	1	4	...	24	
...	25	
...	26	
...	9	1	...	6	15	...	4	98	117	272	27	
...	5	53	28	
...	1	1	4	42	9	29	
...	8	6	...	15	13	11	146	30	
...	85	59	64	31	
...	
...	1	...	15	6	6	...	6	6	18	23	3	32	
...	2	4	6	4	2	33	
...	1	34	
...	1	...	12	2	6	...	6	6	12	19	1	35	
...	36	
1	2	4	1	3	29	3	
...	
1	37	
...	2	15	2	38
...	12	...	39
...	1	2	1	40	
23	29	2	39	2	...	1	21	43	1	34	4	25	202	1	144	203	1,691	5,067	41	
23	29	2	39	2	...	1	18	41	1	21	4	12	201	1	144	60	1,391	2,215	42	
...	1	13	...	13	134	269	2,817	43	
...	2	2	9	31	35	...	

IMPERIAL TABLE XVIII, SECTION F.—*Subsidiary Occupation*

District or State.	Total Agricultural.	Total Non-Agricultural.	AGRICULTURAL.					5, 6, 7. Gardeners, etc.*	8a. Charcoal burner.	8b. Wood cutters.	9a. Cutch collectors.	9b. All other collectors of forest produce.	11. Herdsman.	17. Fisherman.	17. Cotton-weavers.	16, 16. Silk reapers and spinners.	16. Silk-weavers.
			1, 2a. Landlord.	3a. Cultivating owner.	3b. Cultivating tenant.	4. Agricultural labourer.	4. Taungya cultivator.										
1	2	3	4	5	6	7	8	9	10	11	12	13	14	15	16	17	18
Serial No. Provincial Total	5,859	5,613	174	1,865	792	1,344	1,684	19	12	124	...	156	190	163	36
Burma Proper ...	2,727	3,916	133	616	489	1,006	483	19	11	119	...	106	72	160	29
Arakan Division ...	61	87	..	10	17	12	22	4	...	5	1	3
1 Akyab ...	80	49	...	1	1	7	11	1	1	1
2 Hill Dt. of Arakan
3 Kyaukpyu ...	33	30	...	4	13	5	11	4	2
4 Sandoway ...	8	8	...	5	3	4
Pegu Division ...	394	829	18	43	101	217	15	...	11	42	...	18	27	59	2
5 Rangoon ...	10	5	10
6 Insein ...	58	116	2	2	3	42	9	...	9	7	...	3	3
7 Hanthawaddy ...	81	158	2	4	16	54	6	3	11	1	1
8 Tharrawaddy ...	84	151	1	13	17	54	16	...	2	1	11
9 Pegu ...	18	61	...	4	5	9	5	...	11	7
10 Prome ...	142	338	3	21	60	58	2	11	...	2	5	47	1
Irrawaddy Division	856	873	34	303	95	403	21	12	...	10	...	30	13	27	3
11 Bassein ...	275	354	21	27	36	186	5	12	...	2	...	28	8	10	2
12 Henzada ...	281	323	8	60	26	175	12	2	5	1
13 Myaungmya ...	172	150	3	115	30	29	4	6	5	10
14 Ma-ubin ...	126	46	2	101	2	21	2	...	2
15 Pyapön ...	2	1	1
Tenasserim Division	884	969	46	117	109	248	364	23	...	1	24	70	8
16 Toungoo ...	189	132	20	16	15	107	31	4	...	1	...	1
17 Salween ...	31	10	1	4	10	10	6
18 Thatön ...	299	278	1	52	17	65	164	3	3	8
19 Amherst ...	142	262	7	33	16	40	46	8	10	20
20 Tavay ...	139	118	6	12	41	22	58	4	12	5
21 Mergui ...	84	169	11	...	10	4	59	7	41
Magwe Division ...	93	292	1	45	17	30	2	14
22 Thayetmyo ...	2	22	...	1	...	1	1
23 Pakökku ...	14	98	...	7	4	3	14
24 Minbu ...	75	161	...	36	13	26	1
25 Magwe ...	2	11	1	1
26 Pakökku Hill Tts.
Mandalay Division	60	264	4	16	16	19	5	4	...	2	...	17	1	1
27 Mandalay ...	37	148	...	11	10	16	1
28 Mandalay City	1
29 Bhamo ...	1	8	1	2
30 Myitkyina	18	4
31 Katha ...	22	90	4	5	6	2	4	17	...	1
Putao
Sagaing Division	161	159	12	39	105	5	...	1	...	17	...	1	1
32 Shwebo ...	2	8	...	2
33 Sagaing ...	8	44	1	2	3	2	11
34 Lower Chindwin ...	150	86	11	34	102	3	...	1	...	6	1
35 Upper Chindwin ...	1	21	1	1	1
36 Chin Hills
Meiktila Division	218	443	18	43	29	72	56	2	...	19	...	34	6	...	1
37 Kyaukse ...	25	39	5	2	11	7	4
38 Meiktila ...	44	69	13	20	11
39 Yamethin ...	197	92	...	3	7	41	55	15	...	34	5
40 Myingyan ...	42	243	...	18	...	24	...	2	1	...	1
Eastern States ...	3,132	1,697	41	1,249	303	338	1,201	...	1	5	...	50	118	3	7
41 N. Shan States ...	2,032	1,263	21	347	181	312	1,171	...	1	5	...	50	117	3	7
42 S. Shan States ...	1,093	429	0	897	122	25	29
43 Karenni ...	7	5	...	5	1

* Persons shown in this column have a principal occupation of one of the three groups 5, 6, 7 and a subsidiary occupation of one of the other two.

of Male Workers of Sort F—Gardener (Groups 5, 6 and 7).

19	20	21	22	23	24	25	26	27	28	29	30	31	32	33	34	35	36	37	38	39	Serial No. of District, etc. (column 1).
204	28	50	9	80	7	58	559	71	3	23	46	76	192	45	71	...	2	672	1,316	1,401	
94	22	40	9	79	7	57	468	71	3	12	46	54	164	45	19	...	2	332	765	1,111	
4	1	1	1	1	4	1	2	2	9	16	32	
...	1	4	1	2	1	1	8	28	1
3	1	1	1	2
1	1	8	7	3
12	5	11	...	10	80	10	...	8	7	13	54	15	2	1	1	4
2	2	1	5
4	1	...	1	10	4	7	6
3	3	20	1	2	2	7
3	1	25	3	4	4	7	5	12	19	58	
3	5	10	...	4	4	1	...	1	...	2	3	2	8
37	6	2	1	6	69	7	11	21	42	18	1	...	1	27	57	85	
9	1	1	3	10	1	10	7	32	4	1	...	1	32	57	287	
24	5	1	1	48	4	8	5	8	11	92	116	
4	5	5	5	2	7	51	108	
7	3	6	1	1	...	4	11	47	
16	8	1	...	5	5	7	187	46	2	1	10	7	20	8	1	...	1	34	121	13	
...	1	1	14	6	7	16	
6	7	5	95	8	...	1	...	3	8	4	25	72	
7	...	1	5	1	67	7	1	...	4	1	1	4	1	...	1	27	4	4	
3	3	9	3	4	2	3	1	99	69	
...	1	...	1	...	28	1	1	1	4	37	18	
12	3	6	1	29	2	14	14	1	2	...	35	...	11	18	14	76	
1	3	5	1	1	1	1	7	...	1	
11	17	21	32	3	
...	1	11	...	11	18	1	12	...	11	70	20	
...	...	1	...	1	1	2	1	1	...	2	
...	2	...	1	16	65	2	11	...	4	...	2	41	37	58	
...	16	53	2	3	...	2	27	18	26	
...	1	1	1	
...	1	...	1	2	
...	1	12	11	14	17	13	
...	17	
8	2	14	...	4	15	1	...	1	1	2	7	...	1	16	67	
...	1	3	
...	3	6	7	1	1	4	3	10	
6	8	7	1	1	1	1	1	3	...	1	11	43	33	
...	4	1	9	
...	
5	...	31	1	20	38	3	...	1	...	10	...	2	1	112	80	77	
...	1	7	3	3	7	
1	7	3	10	22	37	
3	7	27	27	
1	...	31	...	20	24	1	...	1	1	99	27	39	
110	6	10	...	1	...	1	91	11	...	22	28	...	52	340	551	291	
110	6	1	...	1	18	11	...	22	15	...	58	241	468	135	
...	...	10	73	13	99	80	154	
...	3	1	43

IMPERIAL TABLE XVIII, SECTION F.—*Subsidiary Occupations*

Serial No.	District or State.	Total Agricultural.	Total Non-Agricultural.	AGRICULTURAL.					5, 6, 7, Gardeners, etc.*	9a. Charcoal burner.	9b. Wood cutters.	9c. Catch collectors.	8d, 10. All other collectors of forest produce.	11. Herdsman.	17. Fisherman.	27. Cotton-weavers.	34, 18. Silk rears and spinners.	35. Silk-weavers.
				1, 2a. Landlord.	3a. Cultivating owner.	3b. Cultivating tenant.	3c. Agricultural labourer.	4. Taungya cultivator.										
	1	2	3	4	5	6	7	8	9	10	11	12	13	14	15	16	17	18
	Provincial Total ..	3,421	2,819	65	1,067	182	539	1,568	...	1	338	...	69	5	18	244	...	4
	Burma Proper ...	1,938	1,565	29	299	127	449	134	...	1	26	...	40	4	16	138	...	4
	Arakan Division ...	23	33	...	6	9	5	3	1	4
1	Akyab	...	11	1	4
2	Hill Dt. of Arakan	...	10	3
3	Kyaukpou	13	10	...	3	5	5
4	Sandoway	10	13	...	3	4	...	3	1
	Pegu Division ...	156	369	3	16	24	82	31	...	1	7	...	8	4	3	34
5	Rangoon
6	Insein	30	61	...	2	...	28
7	Hanthawaddy	15	45	7	4	4	...	1	1	...	2
8	Tharrawaddy	56	99	...	7	9	40	4	4	...	8
9	Pegu	13	23	...	2	3	8
10	Prome	42	141	3	5	5	27	2	...	2
	Irrawaddy Division	539	531	10	190	52	282	5	2	...	26	35
11	Bassein	128	170	5	7	16	100
12	Henzada	204	288	2	35	19	145	3	22	6
13	Myaungmya	99	30	2	68	16	11	2	3	27
14	Maubin	105	39	1	80	...	24	1
15	Pyapon	3	4	1	2
	Tenasserim Division	217	309	6	50	24	43	94	10	...	1	...	1	43	...	4
16	Toungoo	67	46	...	14	3	29	21
17	Salween	10	5	4	...	6
18	Thaon	74	66	1	23	6	11
19	Amherst	24	86	2	2	3	...	33	26
20	Tavoy	29	100	3	5	3	...	17	1	...	1	12
21	Mergui	13	6	...	6	5	1	1	2	...	4
	Magwe Division	31	93	9	16	2	4
22	Thayetmyo	14
23	Pakokku	9	31	6	1
24	Mibu	23	60	3	15	1	3	7
25	Magwe	...	2	6
26	Pakokku Hill Tts.	1
	Mandalay Division	31	182	1	4	10	15	1	2	...	1	...	11	1
27	Mandalay	26	134	1	4	8	13
	<i>Mandalay City</i>
28	Bhamo	...	34
29	Myitkyina	...	3
30	Katha	4	11	2	1	1
31	Putao	1	1	1
	Sagaing Division	13	33	...	10	2	1	4	5
32	Shwebo	...	2
33	Sagaing	3	8
34	Lower Chindwin	1	12	...	1	2	1
35	Upper Chindwin	9	11	1	4
36	Chin Hills	4
	Meiktila Division	28	15	...	7	4	17	5	2
37	Kyaukse
38	Meiktila	...	1
39	Yamethin	26	9	...	6	3	17	1
40	Myingyan	2	5	...	1	1	5
	Eastern States	2,383	1,254	36	768	55	90	1,434	312	...	29	1	2	106
41	N. Shan States	1,787	842	9	324	12	60	1,382	312	...	29	1	2	106
42	S. Shan States	595	412	27	444	43	30	52
43	Karenni

* See footnote on page 414.

of Female Workers of Sort F—Gardener (Groups 5, 6 and 7).

45a. Basket-makers.	48. Mat-weavers.	51. Oil pressers.	66. Rice-pounder.	71, 74. Sweetmeat makers and toddy drawers.	110a. Boat-owner.	110b. Boatman or townman.	115. Cart-owner or driver.	121. Nooy-leader or pawn-broker.	28a. Wholesale cloth seller.	128b. Retail cloth seller.	131. Fish seller.	134. Sweetmeat seller.	135. Vegetable seller.	136a. Wholesale grain-dealer.	136c. Retail grain-dealer.	139. Lawyer.	100. Durwan or peon.	102. Other labourers.	103. Other traders.	104. All others.	Serial No. of District, etc. (column 'r').
19	20	21	22	23	24	25	26	27	28	29	30	31	32	33	34	35	36	37	38	39	
5	41	4	15	12	...	1	28	16	1	27	55	120	340	4	60	1	1	214	677	528	
5	39	3	9	12	...	1	25	15	1	23	55	79	128	4	9	1	1	140	510	276	
...	1	...	3	1	1	4	2	1	11	4	
...	1	...	1	2	1	1	2	1
...	2	1	1	4	8	3	2
...	1	6	2	1	4	9	34	43	1	4	17	111	69	3
...	2	12	5
...	2	...	1	6	2	4	4	23	14	6
...	1	1	...	2	5	9	14	1	5	10	17	7	8
...	1	3	1	...	1	14	16	10	...	3	6	36	3	9
3	20	1	3	9	18	21	16	2	3	4	36	24	10
...	84	192	96
3	11	1	3	1	...	7	3	5	15	21	55	27	11	
3	2	4	2	...	6	3	...	1	2	3	...	61	116	59	12	
...	7	2	2	10	2	10	3	13	
...	11	5	14	
2	18	...	6	1	5	3	...	3	14	11	51	1	1	1	...	4	56	73	15
...	3	7	1	9	23	16	
2	4	...	4	1	...	2	1	...	17	
...	4	...	1	1	4	2	2	2	11	1	1	15	9	18	
...	5	...	1	1	1	11	4	31	3	22	14	19	
...	8	27	20
...	...	2	...	4	5	3	6	9	1	1	...	21	21
...	3	32	14	...	22
...	4	23
...	4	3	6	9	...	1	9	11	23	
...	1	3	23	3	24	
...	25
...	3	16	...	3	5	26	
...	3	2	4	31	95	13	...	27
...	16	31	70	13	27	
...	1	18	...	28	
...	1	...	2	...	29	
...	5	...	30	
...	...	1	...	6	1	1	31	
...	11	4	...	32
...	1	33
...	...	1	...	6	1	1	3	1	...	34
...	3	35
...	4	3	...	36
...	2	1	2	3	...	37
...	38
...	2	1	1	2	...	39
...	2	1	6	3	1	...	4	...	41	212	...	51	...	74	167	242	40	
...	3	1	...	4	140	24	107	53	41	
...	41	72	50	60	189	42	
...	43

IMPERIAL TABLE XVIII, SECTIONS G, H AND J.—Subsidiary Occupations of Male Workers of Group

District or State.	GROUP 121, MONEY-LENDER OR PAWN-BROKER.														GROUP 122.			
	Total Agricultural.	Total Non-Agricultural.	AGRICULTURAL.					NON-AGRICULTURAL.							Total Agricultural.	Total Non-Agricultural.	Agricultural.	
			1. 2a. Landlord.	2a. Cultivating owner.	2b. Cultivating tenant.	2c. Agricultural labourer.	4. Tawngya contractor.	2d. Cotton-weaver.	100a. Wholesale grain-dealer.	100b. Retail grain-dealer.	* See footnote.	100c. Other traders.	100d. All others.	1. 2a. Landlord.			2a. Cultivating owner.	
I	2	3	4	5	6	7	8	9	10	11	12	13	14	15	16	17	18	
Serial No. Provincial Total ...	362	518	212	92	39	9	10		90	56	109	193	70	295	972	107	103	
Divisional Burma	346	502	207	87	39	9	4		87	56	105	184	70	295	967	107	103	
Arakan Division ...	35	64	17	12	3	1	2		9	9	16	23	7	36	58	18	10	
1 Akyab ...	10	22	5	3			2		5	6	4	7		21	43	9	7	
2 Hill Dt. of Arakan ...																		
3 Kyaukpyu ...	15	21	11	3		1			2	3		8						
4 Sgandway ...	10	21	1	6	3				2		8	8	3	0	15	6	3	
Pegu Division ...	42	27	21	5	15	1			3		7	8	9	100	235	31	40	
5 Rangoon Town ...		7																
6 Insein ...											3	1	3	3	21	2		
7 Hanthawaddy ...	17	11	4	3	9	1								10	31	3	1	
8 Tharrawaddy ...	2	2	2								4	4	3	6	20	4	2	
9 Pegu ...	21		13	2	6				1				1	37	100	16	8	
10 Prome ...	2	7	2						2			3	2	42	46	6	20	
Irrawaddy Division	77	136	50	18	7	2			38	19	18	55	6	59	299	25	19	
11 Bassein ...	19	39	9	9		1			5	11	2	21		2	26	1	1	
12 Henzada ...	17	21	10	7					5	3	8	4	1	37	113	17	9	
13 Myungmya ...	26	48	23	1	2				9	5	7	26	1	7	100	3	2	
14 Ma-ubin ...	3	28	3						19		1	4	4	11	47	4	7	
15 Pyapon ...	12		5	1	5	1								2	13			
Tenasserim Division	30	40	14	11	2	3			7	8	5	15	5	41	108	12	7	
16 Toungoo ...	7	18	4	3					4	4	3	4	3	11	19	2	1	
17 Salween ...																		
18 Thaton ...	10	6	2	5	1	2												
19 Amherst ...	3	2		3						3		3		4	35		2	
20 Tavoy ...	10	10	8		1	1			3	1	2	4		26	43	8	1	
21 Mergui ...		4											2	6	11	2	3	
Magwe Division ...	46	87	24	19	3				7	14	30	19	17	14	98	8	3	
22 Thayetmyo ...	7	9	3	4					1		4	2	2		4			
23 Pakokku ...	29	38	16	11	2				1	4	20	8	5	14	53	8	3	
24 Minbu ...	10	12	5	4	1					2	2	5	3					
25 Magwe ...		28							5	8	4	4	7		41			
26 Pakokku Hill Ts.																		
Mandalay Division	3	35	2		1					2	9	19	5	5	53		5	
27 Mandalay ...	2	12	1		1					2	2	6	2	2	13		2	
28 Mandalay City		1																
29 Bhamo ...		2											1		1			
30 Myitkyina ...		2													17			
31 Katha ...	1	19	1											1	17		1	
Putao ...											6	11	2	2	6		2	
Sagaing Division ...	65	66	41	15	6	1	2		17	4	9	25	11	27	74	8	15	
32 Shwabo ...	12	13	9	2	1													
33 Sagaing ...	19	22	9	6	4				5		1	2	5	13	27	2	8	
34 Lower Chindwin ...	29	30	22	5	1	1			5	3	3	11		7	23	2	4	
35 Upper Chindwin ...	5	11	1	2					7			7	5	7	24	4	3	
36 Chin Hills ...																		
Meiktila Division ...	48	47	38	7	2	1			6		11	20	10	13	42	5	4	
37 Kyaukse ...																		
38 Meiktila ...	13	24	9	2										5	11	2	1	
39 Yamethin ...	5	11	4	1					6		8	12	4	1	13	1		
40 Myingyan ...	30	12	25	4		1					1	7	4	7	16	2	3	
Eastern States ...	16	16	5	5			6		3		4	9			5			
41 N. Shan States ...	4	14	1	3														
42 S. Shan States ...	12	2	4	2			6		3						4			
43 Karenni ...															1			

* This column accommodates all sorts of subsidiary occupations separately tabulated

121, Money-lender or Pawn-broker; 136a, Wholesale Grain-dealer; and 136b, Retail Grain-dealer.

WHOLESALE GRAIN-DEALER.								GROUP 136b, RETAIL GRAIN-DEALERS.													
CULTURAL.				NON-AGRICULTURAL.				Agricultural.	Total Non-Agricultural.	AGRICULTURAL.					NON-AGRICULTURAL.						
10. Cultivating tenant.	11. Agricultural labourer.	12. Tausyga cultivator.	13. Cotton-weaver.	14. Money-lender or pawn-broker.	* See footnote.	16. Other traders.	104. All others.	27. Total Agricultural.	28. Total Non-Agricultural.	1. Landlord.	11. Cultivating owner.	12. Cultivating tenant.	13. Agricultural labourer.	14. Tausyga cultivator.	15. Cotton-weaver.	16. Money-lender or pawn-broker.	* See footnote.	16a. Other traders.	104. All others.	38. Serial No. of District, etc. (column 1).	
38	41	6	9	222	266	296	179	174	653	31	58	41	35	9	6	48	299	193	107		
38	41	6	9	221	264	294	179	161	602	26	55	36	35	9	4	48	275	173	102		
4	...	4	...	18	9	27	4	21	35	2	1	6	12	11	10	10	4		
4	...	1	...	15	8	16	4	21	35	2	1	6	12	11	10	10	4		
...	...	3		
...	3	1	11		
12	17	54	61	64	56	3	19	...	2	1	...	4	6	4	5		
1	7	1	...	13	...	2	1	...	1	...		
2	4	4	6	14	7	1	2	1	1	...		
...	5	15	1	1	...	1	1		
6	7	28	29	32	20	1	6	...	1	1	4		
3	4	8	22	16	6	1	4		
...	2	2	3	2	1	...	2	1	...	1	...		
6	7	2	4	80	100	63	52	65	152	11	27	22	2	3	...	15	89	34	14		
...	2	...	4	...	30	58	126	11	21	21	2	3	...	11	85	22	8		
4	5	2	2	45	22	27	17	...	4	3	1		
...	2	16	47	25	12	1		
...	10	27	10	...	5	7	...	5	1	3	...	3		
2	9	...	1	3	...	15	1	12	2		
8	14	...	1	34	26	44	3	4	21	1	3	1	2	13	5		
2	6	7	3	9	...	2	8	1	1	1	2	5	...		
...		
3	18	2	15	3	3	...		
3	8	...	1	5	21	13	3	2	6	...	2	1	5		
1	4	...	7	2	2	...		
...	2	2	...		
3	3	10	31	48	6	18	96	4	5	1	8	...	4	4	32	36	20		
...	1	3	7	3		
3	3	...	29	18	3	5	16	3	1	1	4	4	3		
...	10	47	...	2	...	8	1	26	8	12		
...	10	1	27	3	3	26	1	2	1	2	18	5		
...		
...	1	6	8	11	27	11	91	1	5	2	...	3	...	6	40	9	36		
...	1	3	1	4	4	...	3	1	...	1	1	1		
...	1	3	1	...	1	1	1		
...	7	1	9	4	...	66	...	2	2	...	32	...	34	38		
...	1	...	2	14	...	6	3	...	2	1	29		
...	2	...	4	16	...	3	2	...	8	6	...		
...		
1	3	17	14	24	19	31	152	6	10	3	10	2	...	4	86	53	9		
1	2	6	2	11	8	1	4	...	1	2	2	...		
...	1	5	6	6	6	8	33	1	2	1	4	24	2	...	32		
...	6	6	7	5	8	23	2	6	...	2	20	10	...	7		
...	14	83	3	7	2	...	2	...	40	30	...	35		
...		
4	2	15	13	12	8	36	1	2	2	3	...	3	10	14	9	...		
2	1	5	3	2	7	14	1	1	2	3	...	2	5	2	5	...		
...	6	4	3	...	3	1	...		
...	1	4	6	6	1	5	...	1	1	...	3		
...	1	2	2	...	13	51	5	3	5	...	2	...	24	20	5	...		
...	1	1	2	...	9	42	2	2	4	...	2	...	31	14	5	41		
...	1	4	9	2	1	1	3	6	...	42		
...	43	

for other principal occupations but omitted here to save space; for details see the appendix to this table on page 426.

IMPERIAL TABLE XVIII, SECTIONS G, H AND J.—*Subsidiary Occupations of Female Workers of*

District or State.	GROUP 121, MONEY-LENDER OR PAWN-BROKER.														GROUP 130.			
	Total Agricultural.	Total Non-Agricultural.	AGRICULTURAL.						NON-AGRICULTURAL.						Total Agricultural.	Total Non-Agricultural.	Agricultural.	
			1. 2a. Landlord.	3a. Cultivating owner.	3b. Cultivating tenant.	3c. Agricultural labourer.	4. Tanagra cultivator.	5b. Cotton-weaver.	12a. Wholesale grain-dealer.	12b. Retail grain-dealer.	* 5c. Weavers.	100b. Other trades.	100a. All others.	1. 2a. Landlord.			3a. Cultivating owner.	
1.	2.	3.	4.	5.	6.	7.	8.	9.	10.	11.	12.	13.	14.	15.	16.	17.	18.	
Provincial Total ...	140	246	57	47	21	15	..	30	18	11	52	95	40	95	454	33	35	
Divisional Burma	136	242	55	45	21	15	..	30	18	11	50	95	38	88	428	32	31	
Arakan Division ..	11	20	6	3	2	2	2	1	7	5	3	3	2	3	..	
1 Akyab	10	2	
2 Hill Dt. of Arakan	1	5	1	1	
3 Kyaukpyu ...	6	4	5	1	
4 Sandoway ...	5	6	1	2	2	2	2	2	2	2	..	
Pegu Division ..	26	25	11	7	..	8	..	6	1	..	4	10	4	22	87	7	11	
5 Rangoon Town ...	8	4	8	1	3	3	5	3	..	
6 Insein ...	1	6	..	1	3	1	3	4	
7 Hanthawaddy	
8 Tharrawaddy ...	6	7	3	3	1	..	2	6	21	
9 Pegu	6	..	3	21	
10 Prome ...	17	8	6	6	..	5	..	6	2	4	16	1	..	
Irrawaddy Division	27	64	6	16	4	1	10	5	10	24	15	17	145	4	4	
11 Bassin ...	16	25	3	18	1	4	5	5	11	..	4	69	1	..	
12 Henzada ...	5	4	1	3	..	1	1	..	1	2	..	9	26	..	3	
13 Myaungmya	22	
14 Ma-ubin ...	1	12	1	5	..	1	9	7	2	42	2	3	
15 Pyapön ...	5	1	1	1	3	3	1	8	2	8	1	1	
Tenasserim Division	4	17	3	1	2	1	3	8	3	14	9	5	7	
16 Toungoo ...	1	9	1	
17 Salween	2	1	8	4	..	5	3	2	3	
18 Thatön	4	1	3	
19 Amherst	
20 Tavoy ...	3	4	2	1	4	
21 Mergui	9	2	3	4	
Magwe Division ..	29	48	15	5	3	6	..	7	..	3	13	19	6	11	72	6	4	
22 Thayetmyo ...	4	7	3	1	..	8	..	1	4	
23 Pakökku ...	18	20	6	3	1	2	..	3	..	3	10	11	2	10	60	6	..	
24 Minbu ...	6	9	3	1	1	1	..	2	1	2	4	1	12	..	3	
25 Magwe ...	7	3	3	1	1	2	1	2	1	
26 Pakökku Hill Tts.	
Mandalay Division	3	11	..	1	2	1	1	6	3	2	47	
27 Mandalay ...	3	5	..	1	2	1	3	1	..	6	
28 Mandalay City	
29 Bhamo	2	5	
30 Myitkyina	2	2	40	
31 Katha	4	1	
Putao	3	1	
Sagaing Division	20	35	6	6	8	7	3	1	3	19	2	16	52	6	3	
32 Shwebo ...	12	7	4	..	8	2	3	2	..	5	9	..	1	
33 Sagaing ...	6	16	2	4	4	3	2	
34 Lower Chindwin	4	1	..	1	3	7	1	11	27	6	2	
35 Upper Chindwin ...	8	8	3	
36 Chin Hills	7	1	..	16	
Meiktila Division ...	16	22	8	6	2	7	9	4	2	3	14	1	2	
37 Kyaukse	
38 Meiktila ...	7	5	2	4	1	2	
39 Yamethin	4	3	3	18	1	2	
40 Myingyan ...	9	13	6	2	1	5	2	4	2	..	2	
Eastern States ...	4	4	2	2	2	..	2	7	26	1	4	
41 N. Shan States	3	2	1	1	..	1	..	1	
42 S. Shan States ...	1	1	1	1	7	25	1	..	
43 Karenni	4	

* This column accommodates all sorts of subsidiary occupations separately tabulated for other

Group 121, Money-lender or Pawn-broker ; 136a, Wholesale Grain-dealer ; and 136b, Retail Grain-dealer.

WHOLESALE GRAIN-DEALER.								GROUP 126b, RETAIL GRAIN-DEALER.										Serial No. of District, etc. (column 1).	
MUTUAL.				NON-AGRICULTURAL.				Agricultural.	Total Non-Agricultural.		AGRICULTURAL.				NON-AGRICULTURAL.				
19. Cultivating tenant.	20. Agricultural labourer.	21. Taungya cultivator.	22. Cotton-weaver.	23. Money-lender or pawn-broker.	* See footnote.	1003. Other traders.	1004. All others.	27. Total.	28. Total.	29. Landlord.	30. Cultivating owner.	31. Cultivating tenant.	32. Agricultural labourer.	33. Taungya cultivator.	34. Cotton-weaver.	35. Money-lender or pawn-broker.	* See footnote.		1003. Other traders.
18	9	58	78	90	138	90	157	417	23	27	14	76	17	121	20	91	120	65	
18	7	58	78	68	134	90	153	331	23	26	14	74	16	49	20	88	109	65	
...	2	1	10	1	...	5	...	2	2	1	
...	8	5	...	2	...	1	
...	2	1	2	1	2	...	
3	1	6	34	9	26	12	7	34	1	4	...	2	3	9	11	11	
1	1	...	2	2	...	5	5	5
...	1	...	3	...	1	3	...	1	2	1	6
...	19	2	3	8	2	7	8
...	5	8	7	7	3	5	7
3	4	3	10	8	1	1	...	9
...	4	3	4	3	3	16	1	2	3	8	5	10
8	1	9	35	18	62	21	23	34	10	6	3	4	...	1	5	14	9	5	
2	1	2	22	9	19	17	7	3	1	3	3	1	2	...	11
6	...	5	2	4	14	1	13	3	9	4	1	1	2	...	12
...	...	2	9	4	24	3	...	11	1	6	2	...	13
...	...	2	2	1	5	...	2	16	...	2	4	6	3	3	14
...	1	1	...	1	1	15
2	...	1	1	4	2	1	6	39	2	1	...	2	1	4	5	6	7	17	
...	1	1	...	1	16
...	2	14	1	1	2	3	3	6	...	17
...	...	1	...	2	...	1	...	8	2	2	2	18
8	2	3	17	2	1	1	1	15	20
...	21
1	...	21	...	15	15	21	56	60	8	6	1	41	...	13	2	16	21	8	
...	10	4	6	...	22
1	...	17	...	18	12	19	23
...	...	4	...	3	3	2	48	39	5	2	1	40	...	7	...	16	11	5	24
...	8	11	3	4	...	1	...	2	2	...	4	3	25
...	26
...	2	...	3	8	6	30	9	40	...	2	7	3	4	15	12	6	
...	3	3	9	15	...	8	7	3	2	1	4	5	27
...	2	3	28
...	2	8	5	27	...	2	2	...	1	...	29
...	1	2	8	12	7	1	30
...	31
4	2	16	4	13	15	4	25	76	1	4	2	3	15	18	1	13	36	9	
1	3	...	8	4	1	32
3	...	14	2	7	3	1	2	3	...	2	2	...	1	33
...	48	15	1	7	17	8	34
...	2	11	3	23	85	1	2	2	3	15	1	...	5	18	1	35
...	36
...	...	5	1	1	6	1	26	38	1	3	1	21	...	5	...	13	12	8	
...	16	13	16	6	3	4	37
...	...	4	1	1	5	1	...	2	1	1	1	38
...	5	8	1	4	...	2	...	1	4	1	39
...	...	1	1	...	5	15	1	3	...	1	...	3	...	5	4	3	40
...	2	22	4	...	4	86	...	1	...	2	1	72	...	3	11	...	
...	1	...	4	86	...	1	...	2	1	72	...	3	11	...	41
...	2	22	3	42
...	43

Principal occupations but omitted here to save space ; for details see the appendix to this table on page 426.

IMPERIAL TABLE XVIII, SECTION K.—Subsidiary Occupations

Serial No.	District or State.	AGRICULTURAL.															
		Total Agricultural.	Total Non-Agricultural.	1. Landlords.	2a. Cultivating owner.	3a. Cultivating tenant.	3b. Agricultural labourer.	4. Taungya cultivator.	5, 6, 7. Gardeners, etc.	8a. Charcoal burner.	9a. Wood cutters.	9b. Cutch collectors.	10. All other collectors of forest produce.	11. Herdsman.	12. Fisherman.	13. Cotton-weaver.	14. Silk rears and spinners.
	Provincial Total ...	35,724	46,523	3,138	14,128	6,833	9,772	1,853	2,339	59	1,160	100	538	270	1,675	89	1
	Burma Proper ...	26,425	39,702	2,721	8,274	5,716	8,452	1,262	1,121	52	1,086	100	536	249	1,431	84	1
	Arakan Division ...	3,556	2,414	361	1,048	450	1,410	287	66	...	23	...	12	14	179	2	...
1	Akyab ...	2,598	1,194	254	745	269	1,182	155	19	...	7	...	4	3	27	2	...
2	Hill Dt. of Arakan ...	11	4
3	Kyaukpny ...	658	790	52	199	116	196	95	31	...	3
4	Sandoway ...	289	496	55	104	72	32	26	14	...	13	...	7	12	104
	Pegu Division ...	2,677	6,042	261	730	468	1,183	35	154	8	73	2	143	51	201	7	...
5	Rangoon ...	98	477	26	25	23	24	...	5	...	3
6	Insein ...	200	884	13	29	35	123	...	28	4	18
7	Hanthawaddy ...	495	1,243	27	94	145	229	1	34	46	5	17
8	Tharrawaddy ...	676	1,396	55	260	88	270	3	34	3	11	16	21
9	Pegu ...	681	1,209	96	217	130	237	1	11	1	36	...	55	14	31	1	...
10	Pyaw ...	526	833	44	105	47	300	30	42	...	5	2	40	13	60
	Irrawaddy Division ...	3,016	5,393	446	709	422	1,391	48	154	2	111	...	74	38	196	15	...
11	Bassein ...	799	1,602	124	108	91	450	26	39	...	43	...	20	4	31	12	...
12	Henzada ...	894	1,375	108	262	88	418	18	55	2	32	...	16	17	97	2	...
13	Myaungmya ...	638	1,162	118	157	101	258	4	39	...	21	...	24	9	19
14	Maubin ...	380	851	57	108	55	150	...	14	...	6	...	11	6	40	1	...
15	Pyawon ...	305	403	39	74	77	115	...	7	...	9	...	3	2	9
	Tenasserim Division ...	2,116	3,686	197	624	222	799	274	208	29	85	3	34	23	157	13	...
16	Toungoo ...	342	1,020	18	102	43	114	25	45	5	35	...	17	9	34
17	Salween ...	36	50	4	15	3	4	10	2
18	Thaton ...	492	1,035	39	226	45	126	56	50	6	1	1	1	...
19	Amherst ...	513	502	58	157	60	216	22	40	11	4	4	7	13	11
20	Tavoy ...	579	704	28	62	54	321	114	41	4	16	...	13	3	7
21	Mergui ...	154	375	10	62	17	18	47	30	3	21	3	46
	Magwe Division ...	5,106	7,027	372	1,494	2,088	1,080	72	123	...	137	79	29	40	130	10	...
22	Thayetmyo ...	254	640	29	146	30	20	29	9	...	64	7	33	1	...
23	Pakokku ...	3,330	4,117	151	959	1,800	392	28	71
24	Minbu ...	1,012	1,488	129	242	205	423	13	24	...	55	55	26	27	46	4	...
25	Magwe ...	510	782	63	147	53	245	2	19	...	18	19	...	4	39	4	...
26	Pakokku Hill Tts.	5	3	2	12	1	...
	Mandalay Division ...	2,031	4,275	546	768	192	365	160	191	9	211	1	78	11	222	9	...
27	Mandalay ...	783	1,413	461	34	62	224	2	34	9	61	...	12	...	14	7	...
28	Mandalay City ...	463	1,285	451	1	3	6	2
29	Bhamo ...	197	745	12	112	7	24	42	13	...	73	2	...
30	Myittha ...	288	796	45	160	16	13	54	121	...	13	...	30	...	126
31	Katha ...	752	1,316	27	452	107	104	62	23	...	64	...	8	7	8
	Putao ...	11	5	1	10	4	74	2	...
	Sagaing Division ...	5,795	7,050	376	2,150	1,330	1,658	281	79	1	377	11	165	37	279	24	1
32	Shwebo ...	839	1,413	71	459	119	182	2	9	...	52	...	35	2	25	3	...
33	Sagaing ...	2,181	1,747	112	709	571	761	28	10	1	53	...	17	22	56	3	...
34	Lower Chindwin ...	1,541	1,855	132	400	564	443	2	27	...	93	...	2	11	83	3	...
35	Upper Chindwin ...	199	2,018	52	462	76	266	41	33	...	179	6	111	2	115	4	...
36	Chin Hills ...	335	17	9	121
	Meiktila Division ...	2,128	3,815	162	751	544	566	105	147	3	69	4	1	35	67	4	...
37	Kyaukse ...	457	674	39	150	52	216	...	13	...	31	4	12
38	Meiktila ...	515	881	57	197	157	97	7	4	...	21
39	Yamethin ...	551	1,112	17	137	138	167	92	119	1	24	...	1	15	27
40	Myingyan ...	605	1,148	49	207	197	86	6	11	2	3	3	16	2	...
	Eastern States ...	9,299	6,821	417	5,854	1,117	1,320	591	1,218	7	74	...	2	21	244	5	...
41	N. Shan States ...	1,165	2,043	60	336	230	184	355	831	2	21	244	5	...
42	S. Shan States ...	8,021	4,599	356	5,459	876	1,126	204	384	7	20	...	2	12	15	5	...
43	Karenni ...	113	179	1	59	11	10	38	3	...	54	9	208

of Female Workers of All Other Principal Occupations.

64. Baker-makers.	65. Mill-wearers.	66. Oil presser.	67. Rice pounder.	71. Sewing-machine and body drawers.	100. Rose-owar.	110. Boatman or towman.	114. Cart-owner or driver.	120. Money-lender or pawn-broker.	120a. Wholesale cloth seller.	122. Retail cloth seller.	131. Fish seller.	134. Sweetmeat seller.	135. Vegetable seller.	136a. Wholesale grain-dealer.	136b. Retail grain dealer.	16. Lawyer.	1001. Durwan or peon.	1002. Other laborers.	1008. Other traders.	1009. All others.	Serial No. of District, etc. (column 1).
19	20	21	22	23	24	25	26	27	28	29	30	31	32	33	34	35	36	37	38	39	
82	337	91	819	589	22	51	357	394	102	268	731	1,042	656	138	234	...	5	4,028	6,836	9,098	
82	332	89	804	589	22	51	212	390	97	241	690	871	629	138	203	...	5	1,747	5,434	6,949	
...	36	...	109	1	...	1	1	10	...	10	81	44	87	4	10	121	311	262	
...	33	...	66	1	...	1	...	1	...	9	50	20	72	1	7	26	80	148	1
...	3	...	43	5	10	93	169	65	2
...	3	...	43	1	4	...	1	31	14	15	3	3	2	61	49	3
2	18	8	12	35	11	24	45	54	7	29	128	95	55	8	25	...	2	212	511	538	4
...	14	5	...	1	6	3	9	5
1	6	...	1	4	8	...	3	5	11	...	2	19	76	88	6
...	8	7	9	10	1	8	8	12	5	2	1	...	8	59	70	97	7
...	3	...	2	...	11	...	28	7	...	8	17	25	16	2	2	95	87	68	8
1	1	1	...	35	...	14	4	7	...	13	39	25	30	...	19	30	154	224	9
7	113	11	35	10	23	117	14	7	204	125	79	74	13	173	765	548	10
2	10	...	1	4	3	43	...	1	110	51	31	15	4	12	135	144	11
3	35	12	32	13	13	13	...	37	29	25	25	38	111	369	140	12
1	66	...	1	6	26	26	...	8	12	3	3	14	4	32	111	146	13
...	1	3	1	27	...	4	38	37	15	5	5	17	112	83	14
...	1	2	...	8	...	2	2	3	5	2	1	38	37	15
16	39	1	31	...	3	3	31	59	5	25	81	125	83	19	15	127	481	827	16
10	3	...	4	16	7	7	...	5	6	21	12	22	10	61	133	17
3	1	1	1	1	5	2	17
2	15	...	4	7	12	5	...	1	5	15	13	2	3	104	250	210	18
...	...	1	5	6	19	17	12	25	35	3	8	4	91	258	19
1	20	...	18	2	14	22	22	22	22	2	4	8	68	220	20
...	1	3	...	6	1	1	6	4	21
29	31	27	302	138	...	9	39	51	59	72	88	157	132	10	37	...	2	231	719	1,757	22
...	6	...	15	3	1	6	...	2	9	15	3	...	3	111	83	70	23
81	13	18	135	83	...	3	14	29	47	58	47	66	69	9	16	46	248	1,257	24
8	8	...	102	38	...	3	13	11	12	4	27	56	38	1	18	...	2	69	316	264	25
...	4	15	...	14	...	3	11	5	...	8	5	20	22	5	72	166	26
...
6	3	1	21	14	1	3	25	35	6	6	59	36	39	10	21	146	399	743	27
...	2	1	10	...	1	1	14	13	6	5	41	25	32	4	4	32	157	519	28
...	5	...	3	3	1	1	...	1	16	37	29
...	5	1	3	3	6	3	10	60	93	30
6	1	...	4	14	...	2	3	19	...	7	1	1	1	1	6	2	38	27	31
...	2	1	112	144	104	31
...
16	72	7	169	240	7	...	29	41	6	37	28	192	86	11	53	310	1,570	1,382	32
3	12	1	37	73	9	5	...	7	9	37	6	4	2	138	256	129	33
7	38	...	10	144	7	...	3	18	...	14	...	73	45	3	22	26	837	772	34
6	16	6	87	23	4	15	6	15	15	70	25	2	14	270	424	35
...	6	...	35	13	3	...	1	11	11	10	2	15	146	206	56	36
...	1	1	1
6	20	34	125	161	...	1	19	23	...	55	21	97	68	2	29	...	1	427	678	892	37
...	11	...	79	3	1	2	...	1	3	29	10	1	12	21	93	110	38
3	6	5	17	11	7	8	...	27	7	54	25	...	6	97	227	218	39
...	1	...	14	5	4	...	6	...	18	18	...	5	13	93	153	40
3	2	29	15	147	...	1	6	9	...	21	11	12	15	1	6	...	1	296	265	411	41
...	5	2	15	145	4	5	27	41	171	27	...	31	2,291	1,402	2,149	42
...	5	2	15	80	3	4	26	36	46	25	...	31	31	282	214	43
...	128	...	1	1	5	125	2	2,250	1,111	1,920	44
...	3	...	1	10	9	15	45

NOTE 9.—The separate figures which are given for Mandalay City are included in those for the Mandalay District which are shown immediately above them.

NOTE 10.—A supplement to this table is given as Imperial Table XIX in which a converse tabulation is given of the principal occupations with which five selected sorts of occupations are associated as subsidiary occupations.

NOTE 11.—In the corresponding table of the census of 1911 in Burma and of the census of 1921 in other provinces the term *Rent-receiver* is used to mean a person with an occupation of Group 1 as that group is defined in Imperial Table XVII. Similarly the term *Rent-payer* is used to correspond to the sum of Groups 3a, 3b and 4; and *Farm-servants and Field-labourers* (or in some provinces *Agricultural labourers*) to correspond to the sum of Groups 2a and 3c. As no persons of Group 2a in Burma reported a subsidiary occupation either in 1911 or 1921, Section A of this table gives the subsidiary occupations of *Rent-receivers*, and Sections B, C and E together give those of *Rent-payers*, while Section D gives those of *Farm-servants and Field-labourers*.

APPENDIX TO IMPERIAL TABLE XVIII.—*Provincial totals for the separate sorts of subsidiary occupations included in the columns headed * in Sections G, H and J of the Table.*

Sort of Subsidiary Occupations.		Principal Occupation.					
		Money-lender or Pawn-broker (Section G).		Wholesale Grain-dealer (Section H).		Retail Grain-dealer (Section J).	
		Males.	Females.	Males.	Females.	Males.	Females.
1		2	3	4	5	6	7
5, 6, 7	Gardener, etc.	15	13	37	14	63	14
9a	Charcoal burner	1
9b	Wood-cutters	1	...	4	...	5	...
9c	Cutch-collectors
9d, 10	All other collectors of forest produce	17	4	22	2
11	Herdsmen	4	2	1	...	2	...
17	Fishermen	4	...	9	5	5	1
34, 16	Silk-rearers and spinners
35	Silk-weavers	1	...	8
45a	Basket-makers	4	...	3	...	11	1
45b	Mat-weavers	1	3	1	...	21	3
61	Oil presser	1	...	11	...	2	...
65	Rice pounder	5	1	2	6
71, 74	Sweetmeat-makers and toddy-drawers	12	1	3	8	10	16
110a	Boat-owners	11	3	22	10	54	9
110b	Boatmen or towmen	3	2	15	...	25	1
114	Cart-owners or drivers	10	1	35	...	34	5
123a	Wholesale cloth sellers	3	2	2	...	12	...
123b	Retail cloth sellers	15	6	21	6	4	16
131	Fish sellers	4	5	42	11	13	6
134	Sweetmeat sellers	10	9	8	3	4	9
135	Vegetable sellers	1	...	8	1	5	6
169	Lawyers	3
1001	Durwan or peon	5	...	1
1002	Other labourers	2	4	20	19	5	11
Total for above sorts of Subsidiary Occupation tabulated under * .		109	52	266	90	299	91

IMPERIAL TABLE XIX.

Supplement to Imperial Table XVIII—Subsidiary Occupations.

NOTE 1.—This table is prepared in five sections A to E, each of which shows the principal occupations of persons who have for their subsidiary occupation one of the occupations which is shown for that section in the following list:—

SECTION A—Landlord or land-agent (Groups 1 and 2a).

SECTION B—Money-lenders or pawn-brokers (Group 121).

SECTION C—Grain-dealers (Wholesale or retail—Groups 136a and 136b).

SECTION D—Silk-weavers (Group 35).

SECTION E—Cotton-weavers (Group 27).

The occupations represented by each of these titles are all the occupations of the occupational-group or groups noted against it; for the full content of any group Imperial Table XVII should be consulted.

NOTE 2.—The principal occupations tabulated are similarly described by short titles, each of which must be understood to include all the occupations of the occupational-groups indicated by the number prefixed to it. The meanings of the headings which have no group-number noted against them are as follows:—

Forestry or Wood.—All occupations of Orders IIb, VIII, XXVIII and XXXVIII as defined in Imperial Table XVII.

Toddy or jaggery.—All toddy climbers and makers of jaggery, but not makers of kyantaga or other sweetmeats (Group 74 and part of Group 71. See Note 5 of Imperial Table XVIII).

Various remainder classes, e.g., Others, Other Traders.—For each section of the table these must be interpreted in accordance with the other principal occupations tabulated for that particular section.

NOTE 3.—The section of the table corresponding to each subsidiary occupation thus reproduces the figures corresponding to that subsidiary occupation in each part of Imperial Table XVIII, in each case expanding those of the last part of that table (*Other principal occupations*) to show separate figures for those principal occupations which make any considerable contribution to them.

NOTE 4.—The principal occupations included under the term *Agricultural* are those defined as agricultural in Imperial Table XVII, Part I, Section A, Article 3.

NOTE 5.—The whole of Part I of Imperial Table XVII applies to this table unless the contrary is indicated by the above Notes.

NOTE 6.—The figures tabulated for the Rangoon Town District represent also Rangoon Town, as for the purposes of the Imperial Census Tables these areas are conterminous.

NOTE 7.—The separate figures which are given for Mandalay City are included in those for the Mandalay District which are shown immediately above them.





IMPERIAL TABLE XX.

Occupations by Race.

NOTE 1.—This table takes account only of principal occupations. In Part I the population associated with each class or sub-class of occupations in Imperial Table XVII is classified by *Peoples*, the statistics being given in each case for the whole province and for selected *Natural Divisions* (which are defined in Note 4 below). Part II gives in a similar statement the numbers of each people associated with selected occupational orders and groups. Part III gives for all occupational sub-classes and orders a similar statement which has however been contracted by combining the 13 peoples into 8 racial divisions and shows only the total figures for the whole province in each case. Parts I and III may also be regarded as giving a classification of each people by principal occupation.

NOTE 2.—The titles given to the *peoples* in the column-headings of the table are only rough indications of their racial compositions which are fully shown in the appendices A and B which follow Part III of the table (page 448). Reference may also be made to Parts IV and V and Note 9 of Imperial Table XIII.

NOTE 3.—The titles of the classes, sub-classes, orders and groups of occupations are explained in Part I of Imperial Table XVII, as also are the terms *Worker* and *Dependent*. The columns headed *Total Supported* show the sum of workers and dependents of both sexes.

NOTE 4.—The *natural divisions* by which statistics are given in Parts I and II are named the *Burman, Chin, Salween, Shan*; and the Burman division is divided into four natural subdivisions called *Delta, Coast, Centre* and *North*. Further particulars of the natural divisions are given in Part II of the Introduction to the report volume. The districts and states included in each of the natural divisions and subdivisions are as follows:—

BURMAN.

<i>Delta.</i>	<i>Coast.</i>	<i>Centre.</i>	<i>North.</i>
Rangoon.	Akyab.	Prome.	Bhamo.
Insein.	Kyaukpyu.	Thayetmyo.	Myitkyina.
Hanthawaddy.	Sandoway.	Pakokku.	Katha.
Tharrawaddy.	Amherst.	Minbu.	Putao.
Pegu.	Tavoy.	Magwe.	Upper Chindwin.
Bassein.	Mergui.	Mandalay.	
Henzada.		Shwebo.	
Myaungmya.		Sagaing.	
Ma-ubin.		Lower Chindwin.	
Pyapön.		Kyaukse.	
Toungoo.		Meiktila.	
Thatön.		Yamöthin.	
		Myingyan.	

CHIN.

Hill District of Arakan.
Chin Hills.
Pakokku Hill Tracts.

SALWEEN.

Salween.
Karenni States.

SHAN.

Northern Shan States.
Southern Shan States.

NOTE 5.—This table takes the place of the following Imperial Tables prescribed for other provinces of India:—

Table XX.—Distribution by religion of workers and dependents in different occupations.

Table XXI, Part A.—Occupations of selected castes, tribes or races.

Table XXI, Part B.—Distribution of workers in certain groups of occupations by caste, tribe or race.

IMPERIAL TABLE XX.—Occupations by Race. PART I.—

Class or Sub-Class of Occupation and Natural Division of the Province.	All Races.			People I—Burma and Non Groups.			People II—Chris- tian Karens.			People III—Non- Christian Karens.			People IV—Other Indigenous Races.			People V— Chinese.				
	Total.	Workers.		Total sup- ported.	Workers.		Total sup- ported.	Workers.		Total sup- ported.	Workers.		Total sup- ported.	Workers.		Total sup- ported.	Workers.			
		Males.	Females.		Males.	Females.		Males.	Females.		Males.	Females.		Males.	Females.		Males.	Females.	Males.	Females.
All Occupations ...	13,169,999	4,066,988	9,734,517	8,999,753	5,514,455	1,981,544	1,788,855	80,883	29,578	1,040,121	306,007	440,555	1,746,727	549,998	454,400	1,999,600	73,871	17,988		
CLASSES.																				
A. Productive of raw materials ...	9,675,097	3,843,137	6,026,876	6,599,749	1,856,236	1,300,950	2,597,777	44,858	27,094	679,812	286,241	405,339	4,478,443	1,466,865	3,045,216	66,630	24,831			
B. Industry and commerce ...	3,331,919	787,093	530,819	2,713,038	403,498	468,031	4,888	1,361	697	28,198	6,226	8,166	97,874	27,808	69,899	78,439	30,815			
C. Public service and the professions and liberal arts.	468,007	214,983	17,760	309,419	135,849	18,834	16,393	3,283	969	18,462	6,311	490	58,607	30,948	1,680	8,806	1,008			
D. Miscellaneous ...	719,076	275,768	169,366	385,564	119,688	59,465	3,174	997	618	22,265	7,339	6,556	117,813	25,668	64,287	17,183	10,409			
SUB-CLASSES.																				
I. Exploitation of animals or vegetation.	9,638,818	3,816,117	6,053,577	6,568,721	1,844,847	1,348,090	2,596,355	44,538	27,094	679,812	286,241	405,339	4,478,628	1,467,335	3,045,216	66,630	24,831			
Ia. Control of land or water used for the exploitation of animals or vegetation.	157,135	26,596	49,738	128,094	28,668	24,279	3,763	805	949	7,114	1,927	4,349	6,288	2,827	1,283	449	200			
Ib. Cultivated and wild plants	9,429,977	3,689,521	5,963,322	6,364,478	1,755,948	1,293,461	2,549,835	42,733	26,145	672,698	284,314	401,024	4,472,340	1,464,508	3,043,932	65,981	24,631			
Ic. Domestic and wild animals	235,026	90,220	27,518	276,249	60,237	21,158	1,450	906	159	4,480	2,104	749	14,218	5,978	2,728	3,360	1,998			
Id. Exploitation of minerals	49,885	27,000	1,998	21,927	10,389	2,093	124	80	...	196	48	21	4,021	1,009	734	5,048	1,449			

Classes and Sub-Classes of Occupations by Peoples.

People VI—Burma Moniams.			Peoples VII and VIII—Other Mahomedans (i.e., all not in People V or VI).						Peoples IX and X—Hindus, Indian Animists, Sikhs, Aryans, and Bramos.						People XI—European and allied races.			People XII—Anglo-Indians.			People XIII—Others.		
Total supported.	Workers.		Total supported.	Workers.		Total supported.	Workers.		Total supported.	Workers.		Total supported.	Workers.		Total supported.	Workers.		Total supported.	Workers.		Total supported.	Workers.	
	Males.	Females.		Males.	Females.		Males.	Females.		Males.	Females.		Males.	Females.		Males.	Females.		Males.	Females.		Males.	Females.
20	21	22	23	24	25	26	27	28	29	30	31	32	33	34	35	36	37	38	39	40	41	42	43
117,257	57,551	12,318	218,046	52,803	15,584	163,774	133,703	3,751	99,763	19,126	6,233	39,165	309,197	18,169	8,317	5,500	375	26,688	4,374	2,159	33,693	23,439	2,786
110,224	27,211	12,272	216,895	51,070	15,419	161,819	131,493	3,673	96,671	18,473	6,102	38,028	313,442	17,072	7,924	5,315	361	26,327	4,228	2,153	32,220	22,000	2,723
10,308	6,277	3,750	37,076	6,516	2,752	16,124	20,200	1,757	67,471	12,473	3,629	28,150	216,041	14,281	4,570	3,051	248	10,955	2,071	1,153	44,780	30,698	3,779
47,395	12,150	3,000	109,643	21,777	10,507	44,840	53,488	1,591	13,900	2,800	95	21,228	25,066	1,540	541	364	4	1,214	250	132	3,920	2,663	284
3,218	1,657	608	13,992	3,212	1,080	18,242	14,674	359	4,870	670	83	15,000	16,000	1,210	2,043	1,786	70	1,100	171	162	4,380	1,880	368
1	1	...	35	71	...	95	58	...	912	90	12	1,500	1,163	29	35	14	4	12	8	...	168	124	3
04	153	20	23	479	395	3	78	10	1	570	504	3	22	19	1	5	...	69	36	5	
805	194	30	963	106	122	2,400	1,767	55	3,062	180	58	10,957	9,084	165	350	172	9	344	120	6	535	277	16

IMPERIAL TABLE XX, PART III.—Occupational Sub-Classes

SUB-CLASS OR ORDER. (Sub-Classes distinguished by italics.)	All Races.			Peoples I to IV— Indigenous Races.			People V—Chinese.		
	Total supported.	WORKERS.		Total supported.	WORKERS.		Total supported.	WORKERS.	
		Males.	Females.		Males.	Females.		Males.	Females.
1	2	3	4	5	6	7	8	9	10
All Occupations	13,169,099	4,060,921	2,734,517	11,965,846	3,420,677	2,856,204	149,060	73,571	27,988
<i>Ia</i> } Control of land or water used for the exploitation of animals or vegetation. }	157,135	36,596	40,732	147,259	34,282	39,460	449	200	36
<i>Ib</i> —Cultivated and wild plants .. .	9,239,997	2,689,311	1,945,333	8,331,539	2,335,287	1,908,927	46,873	15,806	11,642
<i>Ila</i> —Cultivation	9,158,932	2,657,681	1,937,779	8,753,435	2,505,409	1,901,493	46,616	15,653	11,625
<i>Iib</i> —Forestry	81,065	31,630	7,554	78,104	29,878	7,434	257	153	17
<i>Ic</i> —Domestic and wild animals .. .	235,080	90,210	27,512	196,297	69,219	24,824	3,360	1,998	207
<i>Iid</i> —Raising of farm-stock .. .	72,611	34,985	10,205	45,996	20,362	8,153	2,426	1,380	174
<i>Iie</i> —Raising of other animals .. .	1,660	768	382	1,139	629	185	227	95	21
<i>Iif</i> —Exploitation of wild animals .. .	160,809	54,457	16,925	149,162	48,228	16,486	707	523	18
<i>II</i> —Exploitation of minerals .. .	42,885	27,020	2,995	27,086	12,937	2,358	5,948	5,449	41
<i>III</i> —Coal, petroleum and metals .. .	28,136	19,486	856	14,764	7,288	804	4,729	4,384	23
<i>IV</i> —Minerals not of Order III or V .. .	10,787	5,989	1,720	8,594	4,205	1,659	1,227	980	15
<i>V</i> —Minerals soluble in water .. .	3,962	1,545	419	3,728	1,444	415	192	85	3
<i>III</i> —Industry	870,827	280,631	203,317	721,268	185,563	193,893	16,220	10,074	967
<i>VI</i> —Textiles	115,338	8,859	75,018	1,11,834	7,840	73,902	72	21	27
<i>VII</i> —Hides, leathers, bristles and hard materials from the animal kingdom.	1,067	537	53	700	230	39	97	77	4
<i>VIII</i> —Wood	214,170	79,498	24,870	188,741	61,900	24,394	9,536	6,367	928
<i>IX</i> —Metals	41,776	16,090	1,037	33,682	12,846	980	665	405	11
<i>X</i> —Ceramics	30,602	9,901	9,771	20,439	6,501	9,041	91	87	...
<i>XI</i> —Manufacture or refining of chemical products and analogous substances.	20,324	9,021	1,778	14,555	2,988	1,714	122	77	12
<i>XII</i> —Food	223,528	68,293	60,807	180,644	39,277	56,974	2,153	1,084	267
<i>XIII</i> —Dress and the toilet .. .	114,864	41,144	26,057	82,739	23,945	23,233	3,092	1,546	473
<i>XIV</i> —Furniture	860	374	97	587	190	88	21	4	...
<i>XV</i> —Building	22,022	9,526	1,236	12,476	5,608	1,166	270	148	...
<i>XVI</i> —Construction of means of trans- port.	9,097	4,359	274	6,426	2,354	238	175	116	...
<i>XVII</i> —Production and transmission of physical forces. .. .	577	177	5	311	85	5	20	10	...
<i>XVIII</i> —Other industries	76,602	32,252	2,314	59,134	22,699	1,519	446	192	32
<i>IV</i> —Transport	354,274	177,404	15,938	224,462	80,637	14,438	2,620	2,027	28
<i>XIX</i> —Transport by air (aeroplanes, etc., and aerodromes).
<i>XX</i> —Transport by water	118,083	64,020	2,350	76,496	28,771	2,276	589	404	5
<i>XXI</i> —Transport on land otherwise than by rail.	199,089	92,105	12,615	139,010	48,602	11,717	1,815	1,465	23
<i>XXII</i> —Transport by rail	27,774	15,876	828	5,119	1,655	374	192	145	...
<i>XXIII</i> —Postal, telegraph and telephone services.	9,328	4,503	145	3,837	1,609	66	24	13	...
<i>V</i> —Trade, finance and insurance .. .	1,096,818	269,058	311,564	898,239	172,687	298,080	52,999	26,514	3,546
<i>XXIV</i> —Credit, finance and insurance .. .	22,210	8,706	2,909	14,676	3,870	2,727	933	364	20
<i>XXV</i> —Brokerage, commission and auditing.	16,409	6,940	586	10,212	3,854	509	548	264	18
<i>XXVI</i> —Trade in cotton, silk, hair or other textile or in piece-goods. .. .	55,306	14,881	17,194	40,151	6,912	16,348	2,110	1,000	158

and Orders by Eight Groups of Peoples.

People VI— Burma Moslems.			Peoples VII to X—Indians other than Buddhists, Christians, Jains and Parsis.						People XI— European and allied races.			People XII—Anglo- Indians.			People XIII— Others.		
Total supported	WORKERS.		Total supported	WORKERS.		Total supported	WORKERS.		Total supported.	WORKERS.		Total supported.	WORKERS.		Total supported.	WORKERS.	
	Males.	Females		Males.	Females		Males.	Females		Males.	Females		Males.	Females		Males.	Females
11	12	13	14	15	16	17	18	19	20	21	22	23	24	25	26	27	28
117,257	27,511	13,318	37,809	70,929	21,797	560,427	448,900	21,920	8,317	5,520	375	16,089	4,374	1,159	33,695	15,489	1,756
2,295	359	434	5,322	671	659	1,542	1,002	126	30	22	1	136	25	12	108	35	4
47,271	12,201	4,211	95,959	45,610	11,457	108,785	76,099	8,509	209	129	3	390	107	11	8,971	4,072	578
46,966	12,105	4,197	195,383	45,444	11,428	107,360	74,941	8,450	86	52	3	204	52	11	8,880	4,022	572
309	98	14	576	166	29	1,425	1,155	59	123	77	...	186	55	...	85	50	1
4,829	1,255	506	10,331	2,710	679	20,008	14,537	1,265	4	3	..	45	14	1	706	474	30
1,603	583	228	6,487	1,705	461	15,579	10,776	1,159	1	1	...	16	5	1	413	233	29
147	116	1	97	3	57	49	40	3
2,489	731	162	3,747	1,002	161	4,386	3,721	103	3	8	..	29	9	...	292	241	1
271	62	23	359	73	21	8,528	8,078	52	324	257	...	234	80	..	125	84	..
163	46	1	144	35	7	7,669	7,328	21	331	250	...	220	77	...	116	78	...
101	15	22	182	25	13	859	756	31	...	1	...	13	2	...	8	5	...
7	1	..	33	13	1	1	1	...	1	1	...
11,827	2,700	1,520	22,996	4,513	2,737	98,082	75,378	3,958	916	530	11	1,416	440	35	3,002	1,438	196
808	161	333	1,971	340	737	580	475	9	5	48	22	10
7	1	..	38	27	...	224	202	10	1
1,661	478	106	2,301	478	138	11,306	10,023	81	112	78	...	154	46	1	269	128	2
547	137	13	1,084	265	23	3,690	3,993	10	13	7	...	39	9	...	56	28	...
91	27	8	494	164	23	3,441	3,094	97	46	28	2
325	78	6	451	129	11	5,626	5,185	51	454	266	...	489	186	4	242	112	10
3,005	839	646	4,847	713	938	32,095	26,340	1,937	181	99	5	249	64	7	354	237	33
2,419	558	359	6,669	1,352	691	19,303	14,393	1,207	18	10	...	61	17	8	563	223	26
59	21	4	45	21	..	148	138	5
1,074	276	19	1,177	247	20	3,873	3,185	30	8	2	...	25	9	...	119	51	4
437	150	7	201	55	8	1,752	1,622	19	47	32	...	40	21	...	19	9	..
40	10	..	38	6	...	69	41	...	8	4	...	69	13	..	22	8	..
834	264	19	3,590	716	148	10,975	7,687	522	75	32	6	285	75	15	1,263	567	53
7,019	1,820	116	14,899	3,901	315	97,150	85,427	933	1,014	770	9	4,058	1,090	83	8,052	1,472	21
...
1,359	240	8	2,544	804	25	34,874	33,447	29	599	511	...	916	213	5	706	500	19
4,690	1,389	102	8,372	2,264	216	43,537	37,356	543	114	59	...	576	205	9	975	665	5
614	147	6	3,034	551	71	15,938	12,501	349	199	128	6	1,635	409	12	1,043	340	10
356	94	...	949	182	3	2,201	2,123	12	102	72	3	931	263	57	328	147	4
29,508	8,029	3,672	19,462	5,162	3,642	80,221	57,009	3,531	688	449	17	1,417	322	102	4,284	1,886	172
233	32	34	821	136	47	4,945	4,111	28	93	71	...	150	22	31	339	100	2
657	144	13	634	102	11	3,376	2,395	30	69	50	2	95	33	3	318	98	...
8,648	354	400	2,212	350	149	7,801	5,881	123	16	13	...	22	2	1	344	149	28

IMPERIAL TABLE XX, PART III.—Occupational Sub-Classes

SUB-CLASS OR ORDER. (Sub-Classes distinguished by Italics.)	All Races.			Peoples I to IV— Indigenous Races.			People V—Chinese.		
	Total supported.	WORKERS.		Total supported.	WORKERS.		Total supported.	WORKERS.	
		Males.	Females.		Males.	Females.		Males.	Females.
1	2	3	4	5	6	7	8	9	10
<i>V—Trade, finance and insurance—concluded.</i>									
XXVII—Trade in skins, leather, furs, feathers, horn, etc., and articles made from these not included in Order XXXIV of other order.	2,811	962	342	2,033	635	311	193	109	12
XXVIII—Trade in wood (not firewood), cork, bark, bamboo, thatch, etc., and articles made from these.	34,519	11,325	4,328	32,082	10,291	4,216	453	206	18
XXIX—Trade in metals, machinery, knives, tools, etc.	4,795	1,340	954	3,013	584	906	59	28	2
XXX—Trade in pottery, bricks and tiles	1,603	445	330	1,247	271	319	11	4	1
XXXI—Trade in chemical products ...	9,941	2,717	1,982	8,080	1,887	1,827	414	200	15
XXXII—Hotels, cafés, restaurants, etc.	49,062	17,567	9,822	30,888	6,152	8,814	7,505	4,413	369
XXXIII—Other trade in foodstuffs ...	357,040	75,839	111,743	303,482	53,006	105,581	10,293	4,647	711
XXXIV—Trade in ready-made clothing and other articles of dress and the toilet	8,410	2,981	1,597	7,071	2,038	1,502	265	111	15
XXXV—Trade in household goods ...	17,907	4,154	6,651	15,612	3,281	6,421	177	104	5
XXXVI—Trade in building materials (other than bricks, tiles, thatch and woody materials).	11,865	2,205	5,227	11,464	2,015	5,785	75	21	34
XXXVII—Trade in means of transport	23,739	7,338	3,028	19,456	5,793	2,755	359	159	73
XXXVIII—Trade in fuel ...	11,568	3,732	1,832	9,188	2,048	1,650	188	134	8
XXXIX—Trade in articles of luxury and articles pertaining to letters or to the arts or sciences.	14,176	4,189	2,170	11,558	3,025	2,003	384	165	14
XL—Trade of other sorts ...	454,857	104,137	140,263	377,126	66,125	133,406	28,970	14,571	1,857
<i>VI—Public force</i> ...	76,400	37,628	469	44,896	15,495	377	107	33	36
XLI—Army ...	11,026	7,839	21	1,903	1,042	9	5	3	...
XLII—Navy
XLIII—Air force
XLIV—Police and professional village watchmen.	65,374	29,789	448	42,933	14,453	368	108	30	36
<i>VII</i> } <i>Public administration</i> ...	103,041	33,242	992	87,161	26,657	747	993	202	164
<i>XLV</i> }									
<i>VIII—The professions and liberal arts</i>	282,566	144,113	16,299	258,823	134,223	14,239	1,706	862	75
XLVI—Religion ...	155,310	97,077	8,024	150,997	95,189	7,859	238	103	15
XLVII—Law ...	10,936	2,779	93	8,464	2,004	86	52	13	...
XLVIII—Medicine ...	56,258	20,564	3,332	49,026	17,726	2,817	611	276	6
XLIX—Instruction ...	33,794	11,940	2,955	27,456	9,174	2,339	573	303	45
L—Letters and arts and sciences ...	26,268	11,753	1,895	22,880	10,140	1,745	232	167	9
<i>IX</i> } <i>Persons (not in Sub-class Ia) without an occupation but receiving an income.</i>	13,800	3,230	1,175	8,277	1,845	778	267	59	28
<i>LI</i> }									
<i>X</i> } <i>Domestic service</i> ...	78,669	43,059	8,001	35,368	17,405	5,361	2,379	1,152	901
<i>LII</i> }									
<i>XI</i> } <i>Insufficiently described occupations.</i>	573,641	202,629	149,294	445,962	111,297	145,772	13,641	8,277	262
<i>LIII</i> }									
<i>XII—Unproductive and unclassified</i> ...	48,966	26,790	10,896	39,109	23,233	8,254	892	517	252
<i>LIV—Prisoners in jails, etc., and inmates of asylums and almshouses.</i>	16,224	15,227	497	14,391	14,043	338	343	342	2
<i>LV—Beggars, vagrants, prostitutes, etc.</i>	28,787	10,516	10,360	23,405	8,667	8,493	553	274	255
<i>LVI—Other unproductive occupations and unclassified.</i>	3,855	447	39	1,323	423	93	2	1	...

and Orders by Eight Groups of Peoples—concluded.

People VI— Burma Moslems.			Peoples VII to X—Indians other than Buddhists, Christians, Jains and Parsis.						People XI— European and allied races.			People XII— Indians.			People XIII— Others.			
Total supported	WORKERS.		Total supported	WORKERS.		Total supported	WORKERS.		Total supported.	WORKERS.		Total supported.	WORKERS.		Total supported.	WORKERS.		
	Males.	Females		Males.	Females		Males.	Females		Males.	Females		Males.	Females		Males.	Females	
11	12	13	14	15	16	17	18	19	20	21	22	23	24	25	26	27	28	
208	44	9	128	16	1	234	148	9	7	6	...	5	1	..	3	3	...	
461	73	43	469	88	11	881	586	35	25	18	...	25	11	1	123	52	4	
267	67	12	379	81	12	1,029	467	20	5	1	...	10	5	2	33	13	..	
68	20	4	110	20	11	161	128	1	4	1	..	2	1	...	
406	85	97	277	43	24	628	452	10	11	10	...	73	10	8	52	30	1	
1,662	293	312	1,700	363	146	7,523	6,187	169	22	12	1	56	34	1	246	113	10	
10,535	1,560	2,485	8,720	1,439	1,286	22,591	14,617	1,583	42	34	1	289	55	15	1,088	481	81	
232	68	33	174	26	10	648	427	36	20	11	1	
293	36	50	696	89	61	1,078	622	111	5	4	..	9	..	1	37	18	2	
83	23	3	83	14	3	157	125	2	3	2	...	
1,818	378	60	1,004	196	94	972	769	45	5	4	...	63	13	...	62	26	1	
221	34	9	324	53	27	1,317	851	131	7	2	...	6	2	...	17	8	1	
638	127	103	362	63	32	1,030	720	15	15	9	...	29	8	2	160	72	1	
9,258	1,491	2,005	11,369	2,078	1,717	25,850	18,523	1,183	366	215	13	581	125	37	1,337	709	45	
843	171	5	4,411	584	21	23,219	19,532	30	1,940	1,457	...	666	192	...	318	164	...	
59	8	2	828	128	1	6,290	5,263	9	1,728	1,342	..	91	19	...	62	34	...	
...
784	163	3	3,583	456	20	16,929	14,269	21	212	185	...	575	173	...	256	130	...	
2,008	450	18	3,075	555	13	5,225	4,047	23	490	293	8	2,203	631	13	1,286	406	4	
3,070	741	58	5,448	1,332	121	7,649	5,137	222	1,232	746	268	2,389	346	590	2,149	716	126	
670	159	6	987	238	17	1,473	1,139	17	322	149	74	353	27	28	265	73	8	
669	135	1	612	98	4	697	393	...	52	22	...	204	59	...	186	55	1	
840	160	25	1,443	237	30	2,213	1,824	110	227	34	96	587	79	191	711	228	54	
762	202	22	1,055	263	32	1,558	1,140	18	635	464	92	1,077	135	354	678	199	60	
129	25	4	1,351	496	28	1,108	641	87	91	77	5	168	46	14	309	161	3	
902	120	98	1,512	141	86	1,584	757	101	123	53	10	734	173	60	301	82	14	
1,277	544	169	4,337	1,296	307	24,012	19,834	799	86	53	27	120	48	27	5,490	2,727	410	
6,243	1,693	357	14,280	3,612	980	25,303	17,123	1,644	1,121	744	20	2,699	855	127	2,792	1,622	70	
694	306	121	4,312	763	769	3,519	1,940	715	30	14	1	121	51	38	217	66	126	
150	145	5	326	302	24	967	901	66	13	13	..	79	45	34	65	36	29	
497	159	126	2,300	460	745	1,280	1,027	634	1	1	..	5	146	28	107	
47	2	...	1,698	1	...	672	12	15	16	..	1	97	6	...	6	2	...	

APPENDICES TO IMPERIAL TABLE XX.

A.—The Racial Composition of each People.

NOTE.—Particulars are not given for Peoples II, III, V, VI and XII as their titles alone are sufficient. The detailed constitution of People XI is given in Imperial Table XVI.

Race or Group.		Males.	Females.	Race.	Males.	Females.
<i>People I.</i>				<i>People XIII.</i>		
A	Burma Group * ...	4,247,900	4,416,530	Indian Buddhists ...	5,822	1,333
K	Talaing ...	163,830	159,679	Indian Christians ...	13,674	8,928
S ₂	Zerbadi Buddhists ...	484	280	Armenians ...	185	163
	Zerbadi Animists ...	8	16	Zerbadi Christians ...	27	19
S ₃	Arakan-Kaman Buddhists ...	10	7	Jains ...	866	669
	Total ...	4,412,232	4,586,521	Parsis ...	209	151
				Other Indians ...	11	6
<i>People IV.</i>				Goa-Portuguese ...	47	17
B	Lolo-Mus'o ...	39,494	36,351	Japanese ...	269	261
C	Kuki-Chin * ...	140,838	141,236	Jews' ...	622	570
D	Naga ...	197	209	Mauritian ...	1	2
E	Kachin ...	70,611	76,234	Negro ...	18	4
F	Sak ...	24,497	25,229	Nicobarese ...	6	4
G	Mishmi ...	9	4	Philippino ...	53	15
H	Mro ...	7,520	7,251	Singhalese ...	108	11
I	Shan ...	508,975	509,012	Turk ...	1	2
J	Malay * ...	942	1,025			
L	Palauung-Wa ...	78,674	78,029			
M	Khasi ...	2	1			
O	Man ...	338	259			
	Total ...	871,897	874,840	Total ...	21,939	11,756

Race.		Males.	Females.	Males.	Females.
		<i>People VII.</i>		<i>People VIII.</i>	
A ₁	Burmese ...	2,683	5,913
C ₁	Kathè ...	1	33	35	15
J ₁	Malay ...	2,191	2,169	11	315
S ₃	Arakan-Kaman ...	1,044	1,119
X	Indian ...	103,401	99,429	146,139	17,842
Z	African	1	...
	Singhalese	14	...
	Turk ...	2	1
	Total ...	109,382	108,664	146,200	17,572
		<i>People IX.</i>		<i>People X.</i>	
C ₁	Kathè ...	2,055	3,016	1,589	229
X	Indians— Hindus and Animists Sikhs, Aryas and Brahmos	51,328	42,397	328,201	62,030
Z	Singhalese ...	506	455	3,743	257
	Total ...	53,892	45,871	333,539	63,116

B.—Relation of Peoples to Indigenous Races. C.—The Numbers of Home Races.

People; Race, etc.	Males.	Females.
People I ...	4,412,232	4,586,521
People II ...	88,879	89,346
People III ...	503,237	518,804
People IV ...	871,897	874,840
Burmese Mahomedans ...	2,683	5,913
Kathè Hindus ...	3,644	3,245
Kathè Mahomedans ...	36	48
Malay Mahomedans ...	2,202	2,484
Total ...	5,904,810	6,081,291
<i>Deduct the following included in People I:</i>		
Zerbadi Buddhist ...	484	280
Zerbadi Animists ...	8	16
Arakan-Kaman Buddhists ...	10	7
Indigenous Races † ...	5,904,308	6,080,988

People or Race.	Males.	Females.
Indigenous Races ... (Total of Groups A to O or as in Appendix B)	5,904,308	6,080,988
Indo-Burman Races (Group S)	59,442	60,829
Total Home Races	5,963,750	6,141,817
Peoples I to IV and VI	5,954,114	6,128,929
Burmese Mahomedans ...	2,683	5,913
Kathè Hindus ...	3,644	3,245
Kathè Mahomedans ...	36	48
Malay Mahomedans ...	2,202	2,484
Zerbadi Christians ...	27	19
Arakan-Kaman Mahomedans ...	1,044	1,119
Total Home Races ...	5,963,750	6,141,817

* Indicates that Hindus and Mahomedans are excluded.
† Agreeing with total of Race-groups A to O inclusive.

IMPERIAL TABLE XXII-A.

The Special Industrial Census (All Industries).

NOTE 1.—The statistics of this table have been obtained from the schedules of the Special Industrial Census, which was quite distinct from the ordinary census and related to all Industrial Establishments which employed 10 or more persons. For further particulars Chapter XIII of the Report Volume should be consulted.

NOTE 2.—All establishments have been classified in Groups A, B, C.....of classes of industries which are distinguished in each group by serial numbers. Column 1 of Part I of the table shows the classes included in each group. Some establishments practise more than one kind of industry, e.g., many rice mills saw timber.

NOTE 3.—The table is presented in four principal parts as follows:—

Part I.—Classification of all Industrial Establishments and of the persons employed in them.

Part II.—Distribution by districts of the statistics in Part I of the table.

Part III.—Power used in Industrial Establishments.

Part IV.—Looms in textile establishments

NOTE 4.—Part III is further subdivided into three parts as follows:—

Part IIIA.—Power in establishments deriving it directly from Steam, Oil, Gas or Water.

Part IIIB.—Power in establishments using electric power generated on their premises.

Part IIIC.—Power in establishments using electricity supplied from outside.

An establishment which uses more than one source of power coming under Part IIIA of the table is entered in columns 3, 4 and 5 of that table once for each source, and if in addition electric power is generated on the premises it will be entered one or more times in columns 4 to 7 of Part IIIB.

Engines which are used principally to drive the characteristic machinery of an establishment but are also coupled to dynamos when electric current is required are entered only in Part IIIA and are not shown again in columns 4 to 7 inclusive of Part IIIB; the entries in those columns thus relate to engines used for no other purposes than to drive dynamos.

All the power represented in Part IIIC is included already in Part IIIB under Group P for Mandalay or under Group Q. Some of the establishments shown in Part IIIB have electric motors which are shown nowhere in the table.

As many managers of establishments are unable to describe correctly the engines and dynamos which they use, the whole of Part III is particularly liable to error although a very large number of references have been made to managers to get corrections of doubtful records.

NOTE 5.—For the definition of *Skilled Occupations* see the appendix at the end of Part IV of the table.

NOTE 6.—The term *Home Races* includes all Indigenous and Indo-Burman Races, that is races of Groups A to O inclusive and also of Group S of Imperial Table XIII. It differs slightly from the sum of Peoples I to IV and VI by including Mahomedans of indigenous races and those Zerbadis who are neither Mahomedans nor Buddhists (see the appendices to Imperial Table XX). The number amongst those tabulated under *Others* who are not Indians has not been tabulated; for both Skilled and Unskilled Labourers it is either *nil* or negligibly small.

NOTE 7.—Armenians are included under the description *European* for the purposes of this table.

NOTE 8.—The Group *Age under 14* includes all who have not completed 14 years of age; the group *Age 18 or over* includes all who have completed 18 years of age or more.

NOTE 9.—All the owners, directors and managers of the establishments shown in the table are British subjects except as shown in the footnotes of Part I of the table.

NOTE 10.—Imperial Table XXIIB gives further statistics for a selection of the most important industries shown in this table.

IMPERIAL TABLE XXIIA.—THE SPECIAL INDUSTRIAL CENSUS. PART I.

NOTE.—For col. 3 all establishments have been classified, according to the total number of persons they employ in any capacity in six ma.

ESTABLISHMENTS.		Number of Establishments.	TOTAL EMPLOYEES.			CLASSIFICATION OF SUPERIOR EMPLOYEES.													
DESCRIPTION (with Group-letters and Serial Nos. of Classes in each Group).	MAGNITUDE. (See Note below title of table on this page and the next).		Persons.	Males.	Females.	N.B.—In these columns all are males unless the contrary is indicated.													
						Managers.			Supervising and Technical Staff.			Clerical Staff.			Skilled Labourers.				
1	2	3	4	5	6	European and Anglo-Indians.	Home Races.	Others.	European and Anglo-Indians.	Home Races.	Others.	European and Anglo-Indians.	Home Races.	Others.	European and Anglo-Indians.	Home Races.	Chinese and Japanese.	Others.	
						M-233	M-513	M-425	M-1,260	M-651	M-994	M-269	M-3,826	M-2,255	M-363	M-7,443	M-1,542	M-125	
All Industrial Establishments		1108	118,443	112,945	5498														
A. Cultivation for special products						F-3	F-26	F-2	F-15	F-84	F-1	F-29	F-11	F-3	F-58	F-605	F-3		
1. Coffee—		44	5,881	4,976	905	28	6	10	48	50	47	10	15	19	1	41	8	24	
With mechanical power	20-49	1	20	20	1	1	6	1	1	6	
Without mech. power	10-19	1	12	12	5	..	1	1	
Without mech. power	20-49	1	20	15	5	..	1	
3. Cinchona—		1	54	49	5	1	1	
Without mech. power	50-99	1	54	49	5	1	1	
4. Rubber *		39	5,720	4,842	878	26	5	8	47	43	46	9	14	19	1	33	8	24	
(i) With mechanical power		12	4,953	2,341	612	10	..	2	28	19	31	7	2	11	1	24	6	19	
20-49	1	45	45	1	1	5	16	1	1	4	..	1	
50-99	2	126	102	24	1	..	1	1	1	2	1	1	..	1	
100-199	3	412	352	60	3	7	3	2	1	6	..	5	
200-399	4	1,147	913	234	3	..	1	..	5	6	8	4	1	..	5	11	2	5	
400 & over.	2	1,223	929	294	2	14	3	4	1	..	2	..	2	4	6	
(ii) Without mech. power		27	2,767	2,501	266	16	5	6	19	24	15	2	12	8	..	9	2	5	
10-19	2	33	33	1	..	1	..	1	1	
20-49	9	284	252	32	5	3	1	1	3	4	1	..	4	3	..	1	
50-99	5	367	314	53	3	1	1	4	6	1	..	1	
100-199	7	1,015	647	68	4	1	2	5	8	9	..	4	4	..	3	2	2	3	
200-399	4	1,068	955	113	3	..	1	7	5	3	2	3	1	..	5	2	
5. Camphor—		1	55	38	17	1	1	2	
With mechanical power	50-99	1	55	38	17	1	1	2	
B. Mines		70	10,559	10,208	351	26	M-24	16	M-186	38	31	M-35	158	203	25	369	74	518	
1. Petroleum wells—		22	1,134	1,039	95	7	F-4	1	F-1	8	2	F-2	24	11	..	115	..	27	
(i) With mechanical power		10	934	908	26	7	M-1	1	16	8	2	1	24	11	..	115	..	27	
20-49	0	181	181	7	3	..	16	8	2	1	24	11	..	115	..	27	
50-99	1	64	64	3	3	..	3	2	..	1	6	3	..	34	..	7	
100-199	2	364	318	26	2	5	6	2	..	1	1	..	2	
200-399	1	325	325	1	7	14	6	..	29	..	2	
(ii) Without mech. power		12	200	131	69	..	M-8	1	2	..	1	
10-19	8	115	76	39	..	F-3	2	..	1	
20-49	4	85	55	30	..	M-5	2	..	1	
50-99	4	85	55	30	..	F-2	2	..	1	
100-199	4	85	55	30	..	M-3	2	..	1	
200-399	4	85	55	30	..	F-1	2	..	1	
2. Tin and Wolfram mines—		41	4,076	3,838	238	15	12	14	54	17	26	4	45	23	2	74	37	88	
(i) With mechanical power		6	627	627	..	5	..	1	21	7	2	13	11	1	45	25	74	..	
20-49	4	164	164	3	..	1	8	..	4	..	6	..	13	7	7	..	
200-399	2	463	463	2	13	..	3	2	7	5	1	32	18	67	
(ii) Without mech. power		35	3,449	3,211	238	10	12	13	13	17	19	2	32	12	1	29	12	14	
10-19	0	152	111	11	..	6	3	1	4	4	..	4	2	
20-49	11	398	387	11	..	5	5	2	2	2	2	7	4	7	3	..	
50-99	6	375	334	41	3	..	3	2	2	2	..	11	3	1	
100-199	7	885	725	160	4	1	2	2	1	10	3	..	2	4	8	..	
200-399	1	270	261	15	1	2	1	3	..	1	
400 and over.	1	1,363	1,363	1	6	6	10	19	4	6	..	
3. Silver and Lead mines—		3	4,310	4,298	12	1	M-0	1	M-103	2	2	M-9	77	167	21	108	33	390	
(i) With mechanical power	400 and over.	1	4,252	4,244	8	1	F-1	..	M-103	2	1	M-9	77	167	21	108	33	390	
(ii) Without mech. power	20-49	2	58	54	4	..	F-1	1	1	

* Includes one estate in Dutch ownership managed by a British subject and two in French ownership managed by French subjects.
 † Two are American subjects.
 ‡ American subject.

Classification of all Industrial Establishments and of the Persons employed in them.

Codes, namely: 10-19, 20-49, 50-99, 100-199, 200-399, 400 and over. For definitions of other column-headings see the Notes on the title-page.

CLASSIFICATION OF UN-SKILLED LABOURERS.

TOTAL.			MALES.										FEMALES.									
Persons.	Males.	Females.	European and Anglo-Indians.	Home Races.			Chinese and Japanese.			Others.			European and Anglo-Indians.	Home Races.			Chinese and Japanese.			Others.		
				Age 18 or over.	Age 14 to 18.	Age under 14.	Age 18 or over.	Age 14 to 18.	Age under 14.	Age 18 or over.	Age 14 to 18.	Age under 14.		Age 18 or over.	Age 14 to 18.	Age under 14.	Age 18 or over.	Age 14 to 18.	Age under 14.			
				24	25	26	27	28	29	30	31	32		33	34	35	36	37	38	39	40	41
85,296	80,638	4,658	164	14,810	1011	236	3,074	61	9	57,930	2564	779	6	2,875	807	246	6	3	5	585	61	64
5,574	4,669	905	1	502	123	46	8			3,460	354	175		405	205	53	1			202	18	21
4	4			1						3												
30	25	5		16	5		1			5				3								
11	11			6	2		1			2												
19	14	5		10	3					1				3	2							
52	47	5								47												
5,437	4,559	878	1	456	116	44	7			3,406	351	175		391	197	50	1			197	18	21
2,793	2,181	612	1	239	82	33	7			1,510	216	93		286	148	38				115	15	10
14	14			1						12												
118	94	24		20	7	5				43	7	12		18	6							
380	320	60		3	2		6			206	40	3		4	1					46	7	2
1,096	862	234		50	23	10	1			648	88	42		104	73	7				38	8	4
1,185	891	294		165	50	18				541	81	36		160	68	31				31		4
2,044	2,378	266		217	34	11				1,896	138	82		108	49	12	1			82	3	11
29	29			3						25	1											
259	227	32		52	7	4				149	9	6		12	8					10		2
340	297	53		48	11	1				215	17	5		20	25	2				6		
970	902	68		46	5	3				763	66	11		27	8	2	1			30		
1,036	923	113		68	11	3				744	45	52		49	8	8				36	3	9
51	34	17		29	2	2				1				8	6	3						
8,849	8,505	344	16	2,327	96	60	2,625	37	5	3,234	85	20		240	34	40			2	17	5	6
908	816	92		571	6	1				235	2	1		78	11	3						
723	697	26		459	5	1				229	2	1		13	10	3						
119	119			64	2	1				51		1										
58	58			51						7												
280	254	26		175	3					74	2			13	10	3						
266	266			169						97												
185	119	66		112	1					6				65	1							
104	67	37		60	1					6				36	1							
81	52	29		52										29								
3,685	3,447	238		563	31	46	1,991	2	1	800	9	4		157	22	35			2	12	4	6
422	422			52	7	2	23			332	5	1										
109	109			26			19			64												
313	313			26	7	2	4			248	5	1										
3,263	3,025	238		511	24	44	1,968	2	1	468	4	3		157	22	35			2	12	4	6
187	116	11		24			81			10	1			10		1						
358	347	11		111	1	3	142			90				8	1	2						
318	307	41		24	4	6	167			103	1	2		26	5	7						
848	828	160		144	16	31	407	1		87	1	1		104	10	25						
271	256	15		10	2	4	117	1	1	120	1			9						8	2	5
1,311	1,311			198	1		1,054			58										4		
3,372	3,364	8	16	563	37	13	563	34	4	2,049	70	15		5	1	2						
3,317	3,312	5	16	521	27	13	563	34	4	2,049	70	15		4	1							
55	52	3		42	10									1		2						

IMPERIAL TABLE XXIIA.—THE SPECIAL INDUSTRIAL CENSUS. PART I.

ESTABLISHMENTS.		MAGNITUDE.	TOTAL EMPLOYEES.			CLASSIFICATION OF SUPERIOR EMPLOYEES.													
						N.B.—In these columns all are males unless the contrary is indicated.													
DESCRIPTION (with Group-letters and Serial Nos. of Classes in each Group).	Number of Establishments.	Persons.	Males.	Females.	Managers.			Supervising and Technical Staff.			Clerical Staff.			Skilled Labourers.					
					Europeans and Anglo-Indians.	Home Races.	Others.	Europeans and Anglo-Indians.	Home Races.	Others.	Europeans and Anglo-Indians.	Home Races.	Others.	Europeans and Anglo-Indians.	Home Races.	Chinese and Japanese.	Others.		
1	2	3	4	5	6	7	8	9	10	11	12	13	14	15	16	17	18	19	
B. Mines—concl'd.																			
4. Ruby mines— With mechanical power	400 and over.	1	940	940	...	1	28	10	1	1	10	2	2	72	4	13	
5. Other mines*— Without mech. power	Total	3	99	93	6	2	1	...	5	1	9	
	10-19	1	17	17	...	1	1	1	1	
	20-49	2	82	76	6	1	1	...	4	1	
C. Stone Quarries		15	1,436	1,320	116	1	3	11	1	6	1	3	9	...	1	...	13		
(i) With mechanical power	...	3	693	662	31	3	1	...	4	...	3	...	1	...	8		
	20-49	1	27	27	1	2	...	2	1		
	100-199	1	193	193	1	1	...	1	7		
	400 and over.	1	473	442	31	1	1	...	1		
(ii) Without mech. power	...	12	743	658	85	1	3	8	...	2	1	3	6	5		
	10-19	2	34	34	2		
	20-49	9	304	221	83	1	3	5	1	1	3	3	3		
	400 and over.	1	405	403	2	1	1	...	3	2		
D. Textiles—		39	2,437	2,575	862	5	M20 F-1	14	5	M16 F-30	16	3	90	67	M184 F-162	2	116		
1. Cotton-ginning, cleaning and pressing.	Total	24	1,585	1,070	509	3	10	11	2	9	16	2	79	58	63	...	92		
(i) With mechanical power	...	23	1,570	1,075	495	3	9	11	2	9	16	2	79	58	63	...	92		
	10-19	4	59	32	27	...	2	2	...	1	1	...	1	...	5		
	20-49	10	391	240	151	1	6	4	1	7	2	2	14	14	21	...	20		
	50-99	3	180	107	73	...	1	2	...	1	3	...	15	4	7	...	7		
	100-199	1	118	118	2	1	...	13	10	3	...	11		
	200-399	3	822	578	244	2	...	1	1	...	9	...	36	28	27	...	54		
(ii) Without mech. power	10-19	1	15	1	14	...	1		
2. Cotton-weaving—	Total	6	202	21	181	M-5 F-1	M-3 F-30	2	M-11 F-91		
Without mech. power	10-19	2	34	8	26	1	M-3 F-22		
	20-49	3	207	12	95	M-2 F-1	1	...	1	M-8 F-57		
	50-99	1	61	1	60	...	1	...	F-30	F-12		
3. Rope-making—	Total	4	441	340	101	2	...	2	3	1	...	2	9	...	8	1	20		
(i) With mechanical power	100-199	2	301	242	59	1	...	1	1	1	...	1	7	...	4	1	15		
(ii) Without mech. power	...	2	140	98	42	1	...	1	2	1	2	...	4	...	5		
	20-49	1	23	16	7	1	1		
	100-199	1	117	82	35	1	...	2	1	1	1	...	4	...	5		
4. Silk-weaving—	Total	5	209	138	71	...	5	1	...	3	...	7	M109 F-71	...	4		
Without mech. power	20-49	4	137	95	42	...	5	6	M-71 F-42		
	50-99	1	72	43	29	1	...	3	...	1	M-31 F-29	...	4		
E. Leather and Bone—		15	451	440	11	4	3	8	5	6	6	2	7	33	2	14	56		
1. Tanneries—	Total	9	203	203	3	6	...	1	3	...	4	5	...	13	19		
Without mech. power	10-19	5	80	80	2	3	...	1	1	...	1	3	...	7	10		
	20-49	4	123	123	1	3	2	...	3	2	...	6	9		
2. Leather factories—†	Total	5	219	218	11	4	...	1	4	5	2	2	3	26	32		
Without mech. power	10-19	1	11	11	...	1	1	2		
	20-49	3	97	86	11	1	1	...	1	2	...	6	32		
	100-199	1	111	111	...	1	2	5	1	...	1	20		
3. Bone mills—	20-49	1	29	29	1	1	...	1	2	5		

* Copper (prospecting), slate and coal mines; one establishment each. See also in Part II of the table.
 † Includes one owned by a company of which some of the directors are Belgian subjects; the manager is a Greek who is a British subject.

IMPERIAL TABLE XXIII.—THE SPECIAL INDUSTRIAL CENSUS. PART I

ESTABLISHMENTS.		Number of Establishments.	TOTAL EMPLOYEES.			CLASSIFICATION OF SUPERIOR EMPLOYEES. <i>N.B.—In these columns all are males unless the contrary is indicated.</i>													
DESCRIPTION (with Group-letters and Serial Nos. of Classes in each Group.)	MAGNITUDE. (See Note below title of table on pages 46 and 461.)		Persons.	Males.	Females.	Managers.			Supervising and Technical Staff.			Clerical Staff.			Skilled Labourers.				
						Europeans and Anglo-Indians.	Home Races.	Others.	Europeans and Anglo-Indians.	Home Races.	Others.	Europeans and Anglo-Indians.	Home Races.	Others.	Europeans and Anglo-Indians.	Home Races.	Chinese and Japanese.	Others.	
1	2	3	4	5	6	7	8	9	10	11	12	13	14	15	16	17	18	19	
F. Wood —	...	150	13,932	13,642	289	24	M53 F-1	72	73	M78 F-6	68	M-8 F-1	M731 F-5	266	2	1,195	176	1,347	
1. Carpentry—	Total	11	219	219	2	9	1	...	7	21	...	13	104	3	
Without mech. power	10-19	6	76	76	2	4	1	13	24	3	
	20-29	5	143	143	5	6	80	...	
2. Sawmills and timber yards—	Total	139	13,712	13,423	289	24	M11 F-1	63	72	M78 F-6	61	M-8 F-1	M731 F-5	245	2	1,182	72	1,344	
(i) With mechanical power	...	132	13,601	13,313	288	24	M44 F-1	63	72	M77 F-6	61	M-8 F-1	M727 F-5	245	2	1,117	66	1,343	
(a) The whole Province	10-19	8	114	118	2	...	3	5	3	...	8	9	...	19	3	17	
	20-29	64	2,832	2,183	109	2	M28 F-1	33	6	M36 F-1	31	7	104	83	...	211	17	219	
	50-99	26	1,592	1,474	118	2	11	13	3	M17 F-5	18	...	M-81 F-5	29	...	166	7	101	
	100-199	19	2,555	2,216	39	6	2	11	6	23	6	...	63	56	1	180	6	218	
	200-399	9	2,810	2,791	19	8	...	1	14	1	3	F-1	167	36	1	264	4	268	
	400 and over.	6	4,298	4,297	1	6	43	1	304	32	...	337	29	580	
(b) Arakan Division	20-29	2	40	40	2	1	1	6	...	4	
(c) Rangoon	...	26	6,469	6,467	2	10	3	13	41	10	9	...	338	103	1	331	31	787	
	10-19	3	45	44	1	3	2	...	3	5	1	8	
	20-29	4	123	123	2	2	4	...	7	5	...	4	...	13	
	50-99	1	55	55	1	1	...	1	2	...	4	...	10	
	100-199	9	1,102	1,102	...	2	1	6	2	6	2	...	18	29	1	25	2	121	
	200-399	4	1,879	1,279	...	3	...	1	4	...	3	...	41	30	...	40	...	118	
	400 and over.	5	3,805	3,804	1	5	35	268	32	...	258	28	517	
(d) Pegu Division (less Rangoon)*	...	17	670	662	8	...	6	11	...	1	20	...	34	25	...	30	3	59	
	10-19	1	13	13	1	1	1	1	4	
	20-29	13	497	495	2	...	4	9	...	1	14	...	25	24	...	22	3	48	
	50-99	3	160	154	6	...	1	2	5	...	8	8	...	7	
(e) Irrawaddy Division	...	7	181	180	1	...	6	1	1	8	...	5	15	2	...	26	...	38	
	10-19	2	22	21	1	...	2	3	14	
	20-29	5	159	159	4	1	1	8	...	5	19	2	...	12	...	38	
(f) Toungoo and Thaton districts.	...	16	750	721	29	1	M-2 F-1	12	3	7	3	2	31	39	...	33	12	85	
	20-29	9	292	285	7	...	M-1 F-1	7	1	4	...	2	10	21	...	12	9	57	
	50-99	7	458	436	22	1	1	5	2	3	3	...	21	18	...	21	3	28	
(g) Amherst, Salween, Tavoy and Mergui districts.	...	19	3,064	3,060	4	6	6	7	19	20	6	M-1 F-1	182	26	1	294	12	274	
	20-29	4	160	157	3	...	2	2	...	2	1	...	5	5	...	19	...	16	
	50-99	4	290	290	3	1	...	2	3	...	11	2	...	33	3	33	
	100-199	6	813	813	...	1	1	4	1	15	2	...	13	13	...	80	4	77	
	200-399	4	1,306	1,307	1	4	10	1	...	F-1	117	6	1	83	4	85	
	400 and over.	1	493	493	...	1	8	1	36	79	1	63	
(h) Upper Burma and the Shan States.	...	45	2,427	2,183	244	7	19	19	8	M30 F-6	23	...	M126 F-5	50	...	397	8	96	
	10-19	2	34	34	2	1	3	...	5	2	5	
	20-29	27	961	864	97	2	13	19	4	M16 F-1	15	...	44	26	...	136	5	43	
	50-99	11	629	519	90	1	6	4	1	M12 F-5	6	...	M-10 F-5	7	...	100	1	23	
	100-199	4	580	541	39	3	...	1	3	2	2	...	32	14	...	75	...	20	
	200-399	1	223	205	18	1	9	81	...	5	
(i) Without mech. power	...	7	111	110	1	...	7	
The whole Province	10-19	5	69	68	1	...	5	1	4	65	6	1	
(But for Lower Burma the figures are nil).	20-29	2	42	42	2	1	23	5	...	

* That is, the Insein, Hanthawaddy, Tharrawaddy, Pegu and Prome districts.
† Includes one owned by a company of which some directors are American subjects.

IMPERIAL TABLE XXI(A).—THE SPECIAL INDUSTRIAL CENSUS. PART I

ESTABLISHMENTS.		Number of Establishments	TOTAL EMPLOYEES.			CLASSIFICATION OF SUPERIOR EMPLOYEES.												
DESCRIPTION (with Group-letters and Serial Nos. of Classes in each Group).	MAGNITUDE. (See Note below title of table on pages 45 and 46.)		Persons.	Males.	Females.	Managers.			Supervising and Technical Staff.			Clerical Staff.			Skilled Labourers.			
						Europeans and Anglo-Indians.	Home Races.	Others.	Europeans and Anglo-Indians.	Home Races.	Others.	Europeans and Anglo-Indians.	Home Races.	Others.	Europeans and Anglo-Indians.	Home Races.	Chinese and Japanese.	Others.
I	2	3	4	5	6	7	8	9	10	11	12	13	14	15	16	17	18	19
G. Metals		32	2,448	2,448	...	10	9	13	48	4	28	6	31	66	35	417	74	62
1. Iron-foundries—	Total	10	727	727	...	1	5	4	11	1	1	3	16	8	12	220	17	141
(i) <i>With mechanical power</i>	...	6	620	620	...	1	2	3	11	1	1	3	16	8	12	220	17	141
30-49	4	103	103	1	3	1	1	1	3	...	28	...	30	
50-99	1	72	72	1	1	1	1	1	1	...	31	...	1	
400 and over.	1	445	445	1	10	3	15	5	12	129	7	101
(ii) <i>Without mech. power</i>	...	4	107	107	3	1	32	20
10-19	1	18	18	1	8	...
10-49	3	89	89	2	1	84	10
2. Iron and steel-works*	Total	9	150	150	3	6	...	2	14	3	...	33	29	11
(i) <i>With mechanical power</i>	10-19	1	12	12	1	1	2
(ii) <i>Without mech. power</i>	...	8	138	138	2	6	...	1	14	3	...	31	29	21
10-19	5	63	63	1	4	...	1	2	...	10	10	17
20-49	3	75	75	1	2	...	1	13	1	...	21	19	17
3. Arsenals—	Total	1	396	396	...	1	25	...	1	1	4	18	...	12	...	141
<i>With mechanical power</i>	200-399	1	396	396	...	1	25	...	1	1	4	18	...	12	...	141
4. Machinery and engineering workshops—	Total	11	1,046	1,046	...	7	1	3	9	1	19	2	10	35	21	136	28	291
(i) <i>With mechanical power</i>	...	9	833	833	...	5	1	3	8	1	12	2	10	31	7	134	28	20
20-49	3	89	89	...	1	...	2	2	1	1	3	7	18	4	30	
50-99	2	127	127	...	2	4	...	5	1	2	8	18	4	
100-199	3	395	395	...	1	1	1	1	...	5	1	2	8	18	
200-399	1	222	222	...	1	1	...	5	1	5	16	4	6	6	6	
(ii) <i>Without mech. power</i>	...	2	213	213	...	2	1	3	4	3	55	...	84	
20-49	1	33	33	...	1	1	4	14	2	7	
100-199	1	180	180	...	1	3	14	1	71	
5. Sewage pumping-station workshop—	Total	1	129	129	...	1	3	1	2	2	16	...	80	
<i>With mechanical power</i>	100-199	1	129	129	...	1	3	1	2	2	16	...	80	
H. Glass and Earthenware		83	4,106	3,709	397	...	47	36	...	6	46	...	14	16	...	M288	...	541
1. Pottery works—	Total	11	180	159	21	...	10	1	10	F-23	...	10
<i>Without mech. power</i>	10-19	9	112	101	11	...	9	M-18
20-49	2	68	58	10	...	1	1	10	F-7
2. Brick, tile and firebrick factories—	Total	72	3,926	3,550	376	...	37	35	...	6	36	...	14	16	...	M-44	...	10
<i>Without mech. power.</i>	10-19	11	156	142	14	...	8	3	...	4	3	...	3	F-6
20-49	37	1,128	883	245	...	26	11	...	2	8	...	11	2	M-4
50-99	15	1,077	1,010	67	...	2	13	19	7	F-1
100-199	7	874	825	49	...	1	6	5	M2,0	...	531
200-399	1	279	278	1	1	5	2	F-16
400 and over.	1	412	412	1	1	M-60
J. Chemical products		78	34,963	34,414	549	28	29	21	514	M63	66	M37	1,349	M594	50	1,478	260	3,091
1. Salt refineries—	Total	3	57	30	27	...	3	M 1	F-4	F-3
<i>Without mech. power</i>	10-19	1	15	8	7	...	1	F-3
20-49	2	42	22	20	...	2	F-1
2. Aerated water factories—	Total	5	337	337	...	2	1	2	4	9	11	...	6	11	...	13	...	46
<i>With mechanical power</i>	10-19	1	13	13	1	1
20-49	1	88	28	1	...	2	1	6	
50-99	2	186	186	1	1	...	2	8	11	...	10	
100-199	1	110	110	1

* Including blacksmiths and trades working with iron sheets, e.g., making galvanised iron buckets, steel trunks, despatch-boxes.

IMPERIAL TABLE XXIIA—THE SPECIAL INDUSTRIAL CENSUS. PART I.

ESTABLISHMENTS.		MAGNITUDE.	TOTAL EMPLOYEES.			CLASSIFICATION OF SUPERIOR EMPLOYERS.													
			Percent.	Males.	Females.	Managers.			Supervising and Technical Staff.			Clerical Staff.			Skilled Labourers.				
I	2	3	4	5	6	7	8	9	10	11	12	13	14	15	16	17	18	19	
J. 3. Dye-works—		Total	4	75	75	1	3	..	3	4	..	8	..	16
(i) With mechanical power		20-49	1	23	23	1	..	3	2	..	3	..	6
(ii) Without mech. power		10-19	2	52	52	1	2	2	..	6	..	16	
		20-49	1	31	32	8	2	10	
		400 and over.	1	20	20	1	6	..	6	
4. Petroleum refineries*—		Total	24	33,080	32,715	365	21	1	2	503	29	25	M85	1,294	M524	50	1,407	258	2,958
(i) With mechanical power		20-49	3	86	84	2	1	1	1	3	2	8	..	4	3	..	4	..	4
		50-99	4	319	319	..	4	8	6	5	5	..	29	..	44
		100-199	4	485	475	10	4	9	1	18	..	35	..	32
		200-399	1	206	205	1	1	2	1	2	..	5	1	..	13	..	7
		400 and over.	10	31,809	31,457	352	9	..	1	474	20	21	M81	1,272	M502	50	1,384	258	2,868
(ii) Without mech. power		50-99	2	175	175	..	2	7	3	5	..	42	..	2	
5. Bulk-oil installations*—		50-99	1	95	95	..	1	8	..	1	..	6	
6. Chemical drug and medicine works—		Total	4	206	206	..	2	..	2	4	2	4	1	2	12	..	19	..	9
(i) With mechanical power		50-99	2	173	173	..	2	4	2	3	1	2	19	..	9
(ii) Without mech. power		10-19	1	33	33	2	1	12
		20-49	1	12	12	1	1	2
		20-49	1	21	21	1	10
7. Vegetable-oil mills—		Total	37	1,113	956	157	2	23	12	3	M19	26	1	M47	35	..	30	2	58
(i) With mechanical power		10-19	10	139	105	34	..	10	7	1	..	M8	10	..	4
		20-49	16	481	427	54	..	6	10	1	2	13	1	14	16	..	17	2	36
		50-99	2	108	100	8	2	..	M3	9	..	3	11	8
		100-199	1	197	195	2	1	1	..	3	..	15	8	..	3	..	10
(ii) Without mech. power		10-19	7	188	129	59	1	7	..	1	7	7
		20-49	1	102	80	22	..	7	7	7
		50-99	1	86	49	37	1	1
K. Food		..	482	24,080	22,251	1,829	M54	M	M	M	M	481	17	M	436	18	M	M	994
1. Biscuit factories—		F-2	F-15	F-1	F-2	F-35	F-2	F-389	F-3	..
Without mech. power		10-19	1	12	12	1
2. Flour mills—		20-49	3	108	106	2	3	1	..	1	4	11
With mechanical power		Total	388	21,678	20,658	1,020	44	M	M	144	M	391	14	M998	397	18	671	226	932
3. Rice mills†—		10-19	103	1,576	1,478	98	2	M72	M27	..	M37	43	..	M115	29	1	113	1	114
With mechanical power		20-49	204	5,918	5,546	402	9	M	M	10	M	126	5	M411	161	..	340	15	382
(a) The whole Province		50-99	36	2,381	2,238	143	4	M19	12	8	M47	30	..	F-1	45	..	69	9	69
		100-199	19	2,440	2,397	43	8	1	10	20	22	25	2	52	65	6	43	54	77
		200-399	20	5,347	5,298	49	17	..	3	81	5	166	7	245	61	6	80	95	207
		400 and over.	6	3,986	3,701	285	4	..	2	25	2	1	..	51	36	5	26	52	89
(b) Aratan Division		20-49	1	23	23	1	17	2	1	..	38	6	..	17
		50-99	4	273	271	2	3	1	..	5	2	18	1
		100-199	5	655	650	5	4	..	1	11	..	1	..	19	6	..	13	..	14

* Pipe-line pumping stations have been included in J4, Petroleum refineries.
 † includes one owned by a company of which some directors are American subjects, and three owned by one company of which some directors are Belgian subjects.

IMPERIAL TABLE XXIIA.—THE SPECIAL INDUSTRIAL CENSUS. PART I.

ESTABLISHMENTS.		TOTAL EMPLOYERS.				CLASSIFICATION OF SUPERIOR EMPLOYEES. <i>N.B.</i> —In these columns all are males unless the contrary is indicated.													
DESCRIPTION (with Group-letters and Serial Nos. of Classes in each Group).	MAGNITUDE. (See Note below title of table on pages 460 and 461.)	Number of Establishments.	Persons.	Males.	Females.	Managers.			Supervising and Technical Staff.			Clerical Staff.			Skilled Labourers.				
						Europeans and Anglo-Indians.	Home Races.	Others.	Europeans and Anglo-Indians.	Home Races.	Others.	Europeans and Anglo-Indians.	Home Races.	Others.	Europeans and Anglo-Indians.	Home Races.	Chinese and Japanese.	Others.	
1	2	3	4	5	6	7	8	9	10	11	12	13	14	15	16	17	18	19	
K. 3. Rice mills—concl'd.																			
(c) <i>Rangoon</i>		50	8,317	7,993	324	15	14	21	72	40	70	1	250	186	10	129	136	304	
10-13	2	33	33	33	2	4	...	2	1	...	1	...	1	
20-49	17	498	498	10	7	...	12	13	...	54	40	...	23	3	50	
50-99	5	367	366	1	1	3	1	1	...	2	2	...	30	27	...	11	3	14	
100-199	10	1,309	1,296	13	2	1	7	5	22	23	1	20	51	3	17	23	50	50	
200-399	11	2,773	2,747	26	9	...	2	40	2	21	...	98	37	5	54	61	116	116	
400 and over.	5	3,337	3,053	284	3	...	2	25	2	1	...	46	30	2	23	47	73	73	
(d) <i>Pegu Division (less Rangoon).</i> *		119	5,088	4,906	182	7	M68	42	13	M50	226	3	249	108	7	187	24	267	
10-19	32	489	488	1	...	17	F-3	15	...	8	13	...	34	14	...	31	...	50	
20-49	70	2,033	1,900	133	2	M44	F-2	22	...	29	58	3	154	56	...	121	...	133	
50-99	11	734	701	33	...	M-7	F-1	4	1	M10	10	...	32	12	...	19	1	18	
100-199	2	256	250	6	2	3	5	...	3	6	9	6	
200-399	3	927	919	8	2	1	9	3	145	...	19	15	1	7	9	50	
400 and over.	1	649	618	1	1	5	6	3	3	5	10	
(e) <i>Irrawaddy Division</i>		96	4,248	4,252	96	9	M63	23	32	55	58	9	M28	52	...	106	26	201	
10-19	21	372	372	...	1	18	F-2	5	...	10	12	...	32	6	...	19	...	24	
20-49	56	1,710	1,677	33	2	40	F-1	14	...	38	43	2	M-9	33	...	59	1	116	
50-99	10	619	571	48	...	M-5	F-2	4	...	7	3	...	31	4	...	9	...	20	
200-399	6	1,647	1,632	15	6	32	7	128	9	...	19	25	41	
(f) <i>Toungoo and Thaton districts.</i>		32	808	757	51	1	M24	M-3	1	M17	5	...	M-4	12	...	72	2	54	
10-19	14	196	186	10	...	M11	F-1	...	M-6	3	...	M-15	2	...	19	...	21		
20-49	15	389	383	6	1	M11	F-1	1	M11	1	...	22	4	...	46	3	27		
50-99	2	109	93	16	...	2	2	5	...	2		
100-199	1	114	95	19	1	1	...	3	7	...	3	...	4	
(g) <i>Amherst, Salween, Tavoy and Mergui districts.</i>		30	1,056	988	68	4	M11	F-1	14	9	20	11	1	80	29	...	76	11	43
10-19	4	59	59	4	4	1	...	6	1	...	6	1	2		
20-49	22	691	638	53	4	M-6	F-1	11	8	12	10	...	58	25	...	47	7	33	
50-99	3	200	185	15	...	1	...	2	...	4	...	11	2	...	19	2	5		
100-199	1	106	106	1	1	5	1	...	4	1	3	
(h) <i>Upper Burma and the Shan States.</i>		51	1,110	818	292	1	M37	F-1	12	...	M46	20	...	57	8	1	82	1	35
10-19	27	427	340	87	1	22	F-1	4	...	M-9	10	...	26	5	1	37	...	16	
20-49	23	604	497	177	...	M15	F-1	7	...	M15	1	...	31	3	...	43	1	19	
50-99	1	79	51	28	1	...	M22	9	3	
4. Bakeries and confectioneries—	Total	11	245	241	4	M-4	F-1	7	M-5	F-2	27	2	2	14	
(i) <i>With mechanical power</i>	20-49	1	21	21	1	9	1	
(ii) <i>Without mech. power</i>	...	10	224	220	4	M-4	F-1	6	M-5	F-2	18	2	2	12	
10-19	5	81	81	1	1	...	1	
20-49	5	143	139	4	M-3	F-1	...	2	M-4	F-2	18	1	2	12	
5. Dairy farms—	20-49	1	48	33	15	F-1	
<i>With mechanical power</i>	20-49	1	48	33	15	F-1	
6. Slaughter-houses—	20-49	1	23	23	...	1	1	1	
<i>With mechanical power</i>	20-49	1	23	23	...	1	1	1	
7. Sugar factories—	Total	54	945	640	305	...	M-3	2	40	15	
<i>Without mech. power</i>	10-19	36	471	330	141	...	M-3	2	...	1	
20-49	17	421	257	164	M-3	2	...	13	15	
50-99	1	53	53	M-3	2	...	26	

* That, is the Insein, Hanthawaddy, Tharrawaddy, Pegu and Promé districts.

IMPERIAL TABLE XXIII.—THE SPECIAL INDUSTRIAL CENSUS. PART I.

ESTABLISHMENTS.		MAGNITUDE. <small>(See Note below title of table on pages 460 and 461.)</small>	TOTAL EMPLOYEES.			CLASSIFICATION OF SUPERIOR EMPLOYEES. <small>N.B.—In these columns all are males unless the contrary is indicated.</small>													
DESCRIPTION <small>(with Group-letters and Serial Nos. of Classes in each Group).</small>	Number of Establishments.		Persons.	Males.	Females.	Managers.			Supervising and Technical Staff.			Clerical Staff.			Skilled Labourers.				
						European and Anglo-Indians.	Home Races.	Others.	European and Anglo-Indians.	Home Races.	Others.	European and Anglo-Indians.	Home Races.	Others.	European and Anglo-Indians.	Home Races.	Chinese and Japanese.	Others.	
1	2	3	4	5	6	7	8	9	10	11	12	13	14	15	16	17	18	19	
K. 8. Breweries and distilleries—	Total	2	183	183	...	1	..	1	3	5	34	..	1	19	..	9	..	26	
(i) <i>With mechanical power</i>	100-199	2	154	154	..	1	3	5	33	..	1	5	..	9	..	26	
(ii) <i>Without mech. power</i>	20-49	1	29	29	1	1	14	
9. Water-works—	Total	4	256	241	15	3	..	1	8	5	6	..	3	7	..	23	
<i>With mechanical power</i>	30-49	3	135	135	..	2	..	1	5	3	6	..	1	5	..	21	
	20-49	2	78	78	..	1	..	1	2	3	6	..	1	2	..	19	
	50-99	1	57	57	..	1	3	3	..	2	
<i>Without mech. power</i>	100-199	1	121	106	15	1	3	2	2	2	..	2	
10. Tobacco, cigar or cigarette factories—	Total	17	582	114	468	1	M-4	7	..	F-9	7	1	1	3	..	M-5	M-1	1	
(i) <i>With mechanical power</i>	20-49	1	44	22	22	1	F-5	2	1	1	F-389	F-3	1	
(ii) <i>Without mech. power</i>	..	16	538	92	446	..	M-4	7	..	F-9	5	2	..	F-1	F-9	..	
	10-19	7	104	32	72	..	M-3	2	1	F-988	
	20-49	8	226	49	177	..	M-1	4	..	F-9	4	F-65	
	200-399	1	208	11	197	..	F-3	1	F-119	
						F-194	F-3	..	
L. Clothing	..	48	1,033	979	54	M-5	10	32	M-9	5	63	..	2	29	M-1	M191	165	305	
						F-1	F-2	F-2	F-24	
1. Tailoring works—	Total	26	461	461	..	4	1	21	9	4	37	..	1	24	1	19	60	226	
<i>Without mech. power</i>	10-19	20	263	263	..	1	1	18	3	..	5	5	..	16	81	153	
	20-49	6	198	198	..	3	..	3	6	4	32	..	1	19	1	3	39	73	
2. Dress makers and milliners—	20-49	2	47	27	20	M-1	F-2	F-2	17	
<i>Without mech. power</i>						F-1	
3. Boot and shoe factories *—	Total	14	287	280	7	..	4	10	25	5	..	M-49	105	39	
<i>Without mech. power</i>	10-19	10	145	138	7	..	3	7	1	3	..	F-6	79	5	
	20-49	4	142	142	1	3	24	2	..	F-6	23	34	
4. Umbrella factories—	Total	6	238	211	27	..	5	1	..	1	1	..	1	M123	..	23	
<i>Without mech. power</i>	10-19	2	28	24	4	..	2	1	F-18	
	20-49	2	62	61	1	..	2	1	M-20	
	50-99	2	148	136	22	..	1	1	1	F-4	
						M-58	
						F-1	
						M-45	..	23	
						K-13	
M. Furniture	..	12	598	597	1	3	M-1	7	13	34	23	..	14	8	..	119	75	31	
						..	F-1	
<i>Without mech. power</i>	10-19	5	70	60	1	..	F-1	4	1	..	1	37	1	
	20-49	4	111	111	3	1	..	23	..	1	1	..	1	38	..	
	50-99	1	59	59	5	
	100-199	1	123	123	..	1	2	2	22	..	30	
	200-399	1	235	235	..	1	10	32	13	1	..	95	
N. Building	..	17	1,270	1,259	11	3	9	5	13	1	15	M-1	43	15	12	119	34	180	
						F-2	
1. Stone, marble and cement works—	..	2	85	85	2	14	56	
<i>Without mech. power</i>	20-49	1	34	34	1	1	27	
	50-99	1	51	51	1	13	29	
2. Lime-works and kilns—	Total	11	312	303	9	..	7	4	4	1	..	1	..	3	
<i>Without mech. power</i>	10-19	6	92	92	5	1	1	3	
	20-49	4	133	130	3	..	2	3	1	
	50-99	1	87	81	6	..	1	1	

* Including factories using leather, wood or any other material.

IMPERIAL TABLE XXIIA.—THE SPECIAL INDUSTRIAL CENSUS. PART I.

ESTABLISHMENTS.		Number of Establishments.	TOTAL EMPLOYEES.			CLASSIFICATION OF SUPERIOR EMPLOYEES.													
DESCRIPTION (with Group-letters and Serial Nos. of Classes in each Group).	MAGNITUDE. (See Note below title of table on pages 480 and 481.)		Persons.	Males.	Females.	Managers.			Supervising and Technical Staff.			Clerical Staff.			Skilled Labourers.				
						European and Anglo-Indians.	Home Races.	Others.	European and Anglo-Indians.	Home Races.	Others.	European and Anglo-Indians.	Home Races.	Others.	European and Anglo-Indians.	Home Races.	Chinese and Japanese.	Others.	
1	2	3	4	5	6	7	8	9	10	11	12	13	14	15	16	17	18	19	
N. Building—concl.																			
3. Plumbing and sanitary engineering— Without mech. power	50-99	2	153	153	...	1	...	1	4	...	5	...	3	10	...	2	1	50	
4. Constructional engineers— With mechanical power	100-129	2	720	718	2	2	9	1	6	F-2	26	4	12	58	33	130	
	400 and over.	1	573	571	2	1	8	1	6	F-2	25	2	...	33	17	34	
																25	16	90	
P. Construction of means of transport or communication—																			
1. Railway works—																			
(i) With mechanical power																			
Total	Total	41	11,191	11,121	70	23	M-2 F-1	M13 F-1	M134 F-5	16	M12 F-1	M47 F-10	189	261	M F-51	1,845	415	345	
100-199	100-199	5	2,982	2,982	...	5	...	1	41	...	1	1	15	112	59	169	166	1,39	
200-399	200-399	2	338	338	...	2	14	...	1	1	15	111	58	168	166	1,39	
400 and over.	400 and over.	1	333	333	...	1	5	5	44	28	23	...	4	
		2	2,311	2,311	...	2	22	9	63	9	145	165	1,23	
(ii) Without mech. power																			
20-49	20-49	1	22	22	1	1	1	1	...	5	
2. Tramway works—																			
With mechanical power																			
Total	Total	2	667	666	1	2	6	2	...	1	74	2	18	179	9	67	
200-399	200-399	1	257	257	...	1	3	3	1	10	59	7	47	
400 and over.	400 and over.	1	110	109	1	1	3	2	...	1	71	1	8	120	2	20	
3. Bridge-works—																			
With mechanical power																			
200-399	200-399	1	259	259	...	1	3	13	3	1	...	23	
4. Coach-building works—																			
Without mech. power																			
Total	Total	3	55	54	1	...	F-1	2	1	1	...	6	29	8	
10-19	10-19	2	29	28	1	...	F-1	1	1	...	5	14	1	
20-49	20-49	1	26	26	1	1	1	15	7	
5. Motor-car works—																			
(i) With mechanical power																			
Total	Total	11	1,125	1,119	6	7	1	3	M-34 F-1	3	2	M26 F-5	36	78	48	324	24	158	
100-199	100-199	10	1,112	1,106	6	7	1	2	M-34 F-1	3	2	M26 F-5	35	78	48	315	24	158	
20-49	20-49	3	95	95	1	2	...	1	...	1	2	10	...	27	4	14	
50-99	50-99	4	282	282	...	4	12	1	...	9	12	14	16	135	7	35	
100-199	100-199	2	287	283	4	2	M-8 F-1	1	2	M11 F-3	14	42	5	45	3	14	
400 and over.	400 and over.	1	448	446	2	1	14	M-5 F-2	7	12	27	168	10	95	
(ii) Without mech. power																			
10-19	10-19	1	13	13	1	1	9	
6. Shipyards, boat-building yards, dock-yards and Port Authorities' workshops—																			
(i) With mechanical power																			
Total	Total	15	5,756	5,753	3	7	1	M-5 F-1	34	4	M-3 F-1	16	59	38	60	1,100	185	1,771	
100-199	100-199	7	5,433	5,433	...	6	34	4	...	16	54	30	60	1,072	147	1,726	
200-399	200-399	2	493	493	...	2	2	1	2	2	12	152	23	23	
400 and over.	400 and over.	3	4,639	4,639	...	3	29	4	...	15	41	26	40	853	139	1,474	
(ii) Without mech. power																			
10-19	10-19	3	41	39	2	...	1	M-5 F-1	M-3 F-1	...	5	8	...	28	28	50	
20-49	20-49	3	90	90	3	3	...	1	4	...	8	30	11	
50-99	50-99	1	81	81	...	1	3	5	
100-199	100-199	1	111	110	1	1	4	4	...	34	
7. Telephone system—																			
With mechanical power																			
100-199	100-199	1	181	122	59	1	M-10 F-4	6	4	M-3 F-4	4	12	M-2 F-31	6	8	21	
8. Stone-breaking yards and workshops connected with road-making—																			
(i) With mechanical power																			
50-99	50-99	1	67	67	1	6	1	2	
(ii) Without mech. power																			
50-99	50-99	1	77	77	1	2	...	2	

Classification of all Industrial Establishments and of the Persons employed in them—continued.

CLASSIFICATION OF UNSKILLED LABOURERS.																						
TOTAL.			MALES.										FEMALES.									
Persons.	Males.	Females.	Europeans and Anglo-Indians.	Home Races.			Chinese and Japanese.			Others.			Europeans and Anglo-Indians.	Home Races.			Chinese and Japanese.			Others.		
				Age 18 or over.	Age 14 to 18.	Age under 14.	Age 18 or over.	Age 14 to 18.	Age under 14.	Age 18 or over.	Age 14 to 18.	Age under 14.		Age 18 or over.	Age 14 to 18.	Age under 14.	Age 18 or over.	Age 14 to 18.	Age under 14.			
20	21	22	23	24	25	26	27	28	29	30	31	32	33	34	35	36	37	38	39	40	41	42
76	76	1	73	2	
437	437	...	1	7	1	...	1	422	5	
46	46	...	1	2	43	
391	391	5	1	...	1	379	5	
4,523	4,522	1	46	299	31	2	33	5	...	3,925	147	34	1	
1,038	1,038	...	14	25	1	...	1	956	41	
1,025	1,025	...	14	21	1	...	1	947	41	
172	172	...	1	1	164	6	
194	194	...	13	181	
659	659	20	1	...	1	602	35	
13	13	4	9	
306	306	...	4	108	8	2	1	183	
125	126	...	3	2	2	...	1	118	
180	180	...	1	106	6	2	65	
215	215	215	
7	7	4	2	1	
6	6	4	2	
1	1	1	
315	315	...	21	46	6	...	3	228	10	1	
313	313	...	21	46	6	...	3	226	10	1	
33	33	...	1	6	26	
37	37	2	35	
136	136	...	8	15	2	...	3	105	2	1	
107	107	...	12	23	4	60	8	
2	2	2	
2,466	2,465	1	4	105	14	...	25	4	...	2,189	93	31	1	
2,284	2,284	...	3	88	12	...	24	2,041	86	30	
106	106	34	72	
163	163	163	
2,015	2,015	...	3	54	12	...	24	1,806	86	30	
181	181	1	1	17	2	...	1	4	...	148	7	1	1	
12	12	10	1	1	
30	30	3	...	27	
68	68	...	1	7	58	
72	71	1	63	7	1	1	
48	48	5	1	...	39	3	
128	128	...	3	6	3	114	...	2	
57	57	...	3	6	3	43	...	2	
71	71	71	

IMPERIAL TABLE XXIIA.—THE SPECIAL INDUSTRIAL CENSUS. PART I

ESTABLISHMENTS.		MAGNITUDE.	Number of Establishments.	TOTAL EMPLOYEES.			CLASSIFICATION OF SUPERIOR EMPLOYEES.												
				Persons.	Males.	Females.	Managers.			Supervising and Technical Staff.			Clerical Staff.			Skilled Labourers.			
DESCRIPTION.	(with Group-letters and Serial Nos. of Classes in each Group.)	(See Note below title of table on page 150 and 151.)				European and Anglo-Indians.	Home Races.	Others.	European and Anglo-Indians.	Home Races.	Others.	European and Anglo-Indians.	Home Races.	Others.	European and Anglo-Indians.	Home Races.	Chinese and Japanese.	Others.	
1	2	3	4	5	6	7	8	9	10	11	12	13	14	15	16	17	18	19	
Q. Electricity, light and heat			10	690	686	4	5	3	2	M-18 F-2	4	2	M-8 F-2	30	14	3	56	1	50
1. Ice factories—	Total		5	165	165	..	1	2	2	3	4	2	1	5	5	..	8	..	17
<i>With mechanical power</i>	10-19		1	13	13	1	1	1	3
	20-49		3	90	90	..	1	2	3	2	..	5	4	..	6	..	5
	50-99		1	62	62	1	2	1	1	2	..	9
2. Electric works*—	Total		5	525	521	4	4	1	..	M-15 F-2	M-7 F-2	25	9	3	48	1	34
<i>With mechanical power</i>	20-49		1	21	21	..	1	2	1	1	..	1
	50-99		2	124	124	..	1	1	..	1	12	3	1	24	..	3
	100-199		1	109	105	4	1	M-6 F-2	M-4 F-2	12	4	..	11	..	5
	200-399		1	271	271	..	1	6	3	..	2	..	12	..	24
R. Other Industries			62	3,369	3,320	49	14	M-20 F-3	26	M-31 F-3	M-50 F-2	84	M-44 F-3	145	219	M-26 F-5	M-446 F-7	18	1,189
1. Printing†—	Total		48	2,950	2,936	14	11	M-15 F-1	21	M-18 F-2	35	80	M-38 F-3	131	156	M-21 F-5	382	3	1,071
(i) <i>With mechanical power</i>	10-19		4	63	63	..	2	2	..	1	2	3	..	2	4	..	7	..	24
	20-49		8	263	262	1	3	2	..	M-3 F-1	3	13	3	18	20	..	62	2	77
	50-99		3	208	208	..	1	..	2	3	1	8	23	1	10	..	95
	100-199		2	232	232	1	1	..	17	35	..	23	17	..	38	..	49
	200-399		2	492	481	11	2	M-9 F-1	1	..	M-6 F-3	9	21	M-1 F-5	23	..	113
	400 and over.		2	1,077	1,077	..	2	5	27	11	29	19	120	1	467
(ii) <i>Without mech. power</i>	10-19		15	207	206	1	..	M-5 F-1	9	..	1	3	1	7	10	..	41	..	71
	20-49		11	342	341	1	1	5	5	..	7	10	..	32	32	..	67	..	71
	50-99		1	6	6	1	..	4	13	..	21	14	..	4
2. Goldsmiths, silversmiths and jewellers—	Total		6	221	216	5	2	M-1 F-1	2	6	M-13 F-2	..	1	7	51	1	M-28 F-2	15	61
(i) <i>With mechanical power</i>	50-99		1	83	83	..	1	5	1	7	34	22
(ii) <i>Without mech. power</i>	10-19		2	27	27	1	1	10	..	10
	20-49		3	111	106	5	1	F-1	1	1	M-13 F-2	17	1	M-18 F-2	15	29
3. Book-binding works—	Total		2	41	41	2	1	32
<i>Without mech. power</i>	10-19		1	12	12	1	1	10
	20-49		1	29	29	1	22
4. Photographic studio—	20-49		1	41	44	1	1	2	2	9	..	3	..	14
5. Musical instrument workshop—	10-19		1	42	41	1	1	M-7 F-1	2	2	3	5	3	4	2	..	11
<i>Without mech. power</i>	10-19		2	29	23	6	..	M-2 F-1	M-21 F-5
6. Fan making—	10-19		1	11	11	1	10
<i>Without mech. power</i>	20-49		1	31	8	23	..	1

* One in class 200-399 and one in class 50-99 are generating-stations; the others make or repair electrical machinery and apparatus.
† Includes one press managed by an American subject and owned by a company of which all the directors are American subjects.

Classification of all Industrial Establishments and of the Persons employed in them—concluded.

CLASSIFICATION OF UNSKILLED LABOURERS.																						
TOTAL.			MALES.									FEMALES.										
Persons.	Males.	Females.	Europeans and Anglo-Indians.	Home Races.			Chinese and Japanese.			Others.			Europeans and Anglo-Indians.	Home Races.			Chinese and Japanese.			Others.		
				Age 18 or over.	Age 14 to 18.	Age under 14.	Age 18 or over.	Age 14 to 18.	Age under 14.	Age 18 or over.	Age 14 to 18.	Age under 14.		Age 18 or over.	Age 14 to 18.	Age under 14.	Age 18 or over.	Age 14 to 18.	Age under 14.			
20	21	22	23	24	25	26	27	28	29	30	31	32	33	34	35	36	37	38	39	40	41	42
490	490	...	4	81	7	...	4	1	...	381	12
115	115	12	103
7	7	7
62	62	12	50
46	40	46
375	375	...	4	69	7	...	4	1	...	278	12
15	15	6	9
78	78	26	7	1	...	44
61	61	36	4	18	3
221	221	...	4	1	207	9
1,034	1,008	26	5	115	34	1	802	39	12	...	17	5	3	1
957	954	3	5	111	34	1	700	36	7	...	2	1
778	776	2	5	66	20	1	646	34	4	...	2
16	16	3	1	1	9	2
53	53	7	45	1
64	64	...	1	3	1	59
51	51	7	44
198	196	2	...	15	12	167	...	2	...	2
396	396	...	4	31	6	322	31	2
179	178	1	...	45	14	114	2	3	1
58	58	8	10	38	1	1
112	111	1	...	37	4	67	1	2	1
9	9	9
28	28	2	23	2	1
13	13	10	2	1
15	15	2	13
5	5	5
10	10	2	8
6	6	2	...	4
6	6	2	...	4
12	12	1	10	1
1	1	1
...
...
30	7	23	...	1	6	15	5	3

Distribution by Districts of the Statistics in Part 4 of this Table.

CLASSIFICATION OF UNSKILLED LABOURERS.																						
TOTAL.			MALES.									FEMALES.										
Persons.			Europeans and Anglo-Indians.	Home Races.			Chinese and Japanese.			Others.			Europeans and Anglo-Indians.	Home Races.			Chinese and Japanese.			Others.		
	Males.	Females.		Age 18 or over.	Age 14 to 18.	Age under 14.	Age 18 or over.	Age 14 to 18.	Age under 14.	Age 18 or over.	Age 14 to 18.	Age under 14.		Age 18 or over.	Age 14 to 18.	Age under 14.	Age 18 or over.	Age 14 to 18.	Age under 14.			
20	21	22	23	24	25	26	27	28	29	30	31	32	33	34	35	36	37	38	39	40	41	42
5,574	4,669	905	1	502	123	46	8			3,460	354	175		405	205	53	1			202	18	21
4	4			1						3												
30	25	5		16	5					3				3	2							
19	14	5		10	3					1				3	2							
11	11			6	2		1			2												
52	47	5								47										5		
5,437	4,559	878	1	456	116	44	7			3,406	354	175		394	107	50	1			197	18	21
2,793	2,181	612	1	239	82	33	7			1,510	216	93		286	148	38				115	15	40
72	48	24		18	7	3				17	2	1		18	6							
751	486	265		161	50	18				230	14	13		160	68	31				4		2
46	46			2		2				26	5	11										
416	309	107		28	8	7	1			216	27	22		61	27	1				13	5	
577	478	99		25	16	3				364	56	14		45	46	6				2		
931	814	117	1	5	1		6			657	112	32		2	1					90	10	8
2,644	2,378	266		217	34	11				1,896	158	82		108	49	12	1			82	3	11
317	295	22		31	5	2				234	17	6		17	5							
561	494	67		51	10	3				410	18	2		45	11	8	1			2		
39	39			23	1	1				12	1	1										
192	104	28		20	1					127	5	11		10	4	2				11		1
571	460	61		69	9	4				345	32	3		31	26	2				2		
50	44	6		6	2	1				29	3	3		3						2		
106	89	17		10	5					66	5	3		2	3					12		1
858	793	65		7	1					675	57	53								53	3	9
51	34	17		29	2	2				1				8	6	3						
8,849	8,505	344	16	2,327	96	60	2,625	37	5	3,234	85	20		240	34	40			2	17	5	6
908	816	92		571	6	1				235	2	1		78	11	3						
723	697	26		459	5	1				229	2	1		13	10	3						
388	303	25		260	1					102				12	10	3						
335	334	1		199	4	1				127	2	1		1								
185	119	66		112	1					6				65	1							
11	11			5						6												
174	108	66		107	1									65	1							
3,685	3,447	238		563	31	46	1,991	2	1	800	9	4		157	22	35			2	12	4	6
422	422			52	7	2	23			332	5	1										
397	397			45	7	2	23			314	5	1										
25	25			7						18												
3,263	3,025	238		511	24	44	1,968	2	1	462	4	3		157	22	35			2	12	4	6
103	62	41		37	4	6	6			7				31	4	3				2		1
2,391	2,223	168		350	19	37	1,518	2	1	291	2	3		99	18	30			2	10	4	5
769	740	29		124	1	1	444			168	2			27		2						
3,372	3,364	8	16	563	37	13	563	34	4	2,049	70	15		5	1	2						
3,317	3,312	5	16	521	27	13	563	34	4	2,049	70	15		4	1							
55	52	3		42	10									1		2						
796	796			585	18		71	1		118	3											
88	82	6		45	4					32	1									5	1	
13	13			13																		
34	34			30	4																	
41	35	6		2						22	1									5	1	

IMPERIAL TABLE XXIIA.—THE SPECIAL INDUSTRIAL CENSUS. PART II.

DESCRIPTION OF ESTABLISHMENT (with Group-letters and Serial No. of Classes in each group).	DISTRICT.	Number of Establishments.	TOTAL EMPLOYEES.			CLASSIFICATION OF SUPERIOR EMPLOYEES. <i>N.B.</i> —In these columns all are males unless the contrary is indicated.													
			Persons.	Males.	Females.	Managers.			Supervising and Technical Staff.			Clerical Staff.			Skilled Labourers.				
						European and Anglo-Indians.	Home Races.	Others.	European and Anglo-Indians.	Home Races.	Others.	European and Anglo-Indians.	Home Races.	Others.	European and Anglo-Indians.	Home Races.	Chinese and Japanese.	Others.	
1	2	3	4	5	6	7	8	9	10	11	12	13	14	15	16	17	18	19	
C. Stone quarries—		15	1,436	1,320	116	1	3	11	1	..	6	1	3	9	..	1	
(i) <i>With mechanical power</i>		3	693	662	31	3	1	..	4	..	3	
	Thaton	2	666	635	31	3	1	..	4	..	3	
	Tavoy	1	27	1	
(ii) <i>Without mech. power</i>		12	743	658	85	1	3	8	2	1	3	6	
	Bassein	1	49	49	..	1	1	
	Henzada	1	24	24	1	1	
	Thaton	3	470	461	9	3	2	..	3	
	Tavoy	5	123	79	44	..	2	3	
	Kyaukse	1	41	24	17	..	1	
	Yamethin	1	36	21	15	1	
D. Textiles—		39	2,437	1,575	862	5	M20	14	5	M16	16	3	90	67	..	M184	1	116	
F. Cotton ginning, cleaning and pressing—	Total	24	1,585	1,076	509	3	F-1	10	9	F-30	16	9	79	58	..	F-162	
(i) <i>With mechanical power</i>		23	1,570	1,075	495	3	9	11	2	9	16	2	79	58	..	63	..	92	
	Thayetmyo	4	335	296	39	4	..	1	6	2	2	11	..	63	..	92	
	Bhamo	1	66	34	32	..	1	1	1	31	
	Sagaing	4	126	97	29	1	..	1	1	1	1	2	6	3	..	12	..	3	
	L. Chindwin	1	12	12	1	1	..	1	..	3	
	Meiktila	5	143	87	56	..	5	6	10	3	..	6	..	6	
	Myingyan	8	888	549	339	2	1	5	1	..	8	..	51	40	..	22	..	59	
(ii) <i>Without mech. power</i>	Sagaing	1	15	1	14	..	1	
2. Cotton-weaving—	Total	6	202	21	181	..	M5	M3	2	M-11	
(i) <i>Without mech. power</i>	Meiktila	4	159	14	145	..	F-1	M1	1	F-91	
	Sagaing	1	26	..	26	..	F-1	F30	F-81	
	L. Chindwin	1	17	7	10	..	1	2	1	M-3	
3. Rope-making—	Total	4	441	340	101	2	..	2	3	1	2	9	..	8	1	20	
(i) <i>With mechanical power</i>		2	301	242	59	1	..	1	1	1	1	7	..	4	1	15	
	Rangoon	1	138	138	..	1	..	1	1	1	1	5	..	4	1	13	
(ii) <i>Without mech. power</i>	Insein	1	103	104	59	1	1	2	..	4	1	2	
	Rangoon	2	140	98	42	1	..	1	2	1	2	..	4	..	5	
	Insein	1	117	82	35	1	1	1	..	4	..	5	
4. Silk-weaving—	Mandalay	5	209	138	71	..	5	1	..	3	7	M102	..	4	
E. Leather and Bone—		15	451	440	11	4	3	8	5	6	6	2	7	33	..	2	14	56	
1. Tanneries—	Total	9	203	203	3	6	..	1	3	..	4	5	13	19	
<i>Without mech. power</i>	Rangoon	1	38	38	1	3	
	Insein	5	116	116	5	
	Mandalay	3	49	49	2	1	..	1	1	3	4	10	
2. Leather factories—	Total	5	219	208	11	4	..	1	4	5	2	2	3	26	..	2	..	32	
<i>Without mech. power</i>	Rangoon	3	171	171	..	3	3	5	1	2	1	25	..	2	..	32	
	Prome	2	48	37	11	1	..	1	1	..	1	..	2	1	
3. Bone mills—	Rangoon	1	2	29	1	1	..	1	1	5	
F. Wood—		150	13,931	13,642	289	24	M53	72	73	M78	68	M-8	M731	266	2	1,195	176	2,347	
1. Carpentry—	Total	11	219	219	F-1	9	1	..	7	F-1	F-5	13	104	3	
<i>Without mech. power</i>	Rangoon	9	193	193	9	1	..	7	104	..	
	Mandalay	2	26	26	
2. Sawmills and timber yards.	Total	139	13,712	13,423	289	24	M51	63	72	M78	61	M8	M731	245	2	1,182	72	1,344	
(i) <i>With mechanical power</i>	Province	132	13,601	13,313	288	24	M44	62	72	M77	61	M-8	M727	245	2	1,117	66	1,343	
	Arakan Division.	2	40	40	1	
	Rangoon	26	6,469	6,467	2	20	3	13	41	10	9	..	338	102	2	331	32	722	
	Pegu Division (less Rangoon).*	17	670	662	8	..	6	11	..	1	20	..	34	25	..	30	2	59	

* That is, the Insein, Hanthawaddy, Tharrawaddy, Pegu and Prome districts.

Distribution by Districts of the Statistics in Part I of this Table—continued.

CLASSIFICATION OF UNSKILLED LABOURERS.

TOTAL.			MALES.											FEMALES.								
Persons.	Males.	Females.	Europeans and Anglo-Indians.	Home Races.			Chinese and Japanese.			Others.			Europeans and Anglo-Indians.	Home Races.			Chinese and Japanese.			Others.		
				Age 18 or over.	Age 14 to 18.	Age under 14.	Age 18 or over.	Age 14 to 18.	Age under 14.	Age 18 or over.	Age 14 to 18.	Age under 14.		Age 18 or over.	Age 14 to 18.	Age under 14.	Age 18 or over.	Age 14 to 18.	Age under 14.			
20	21	22	23	24	25	26	27	28	29	30	31	32	33	34	35	36	37	38	39	40	41	42
1,387	1,271	116	...	119	3	...	1	1,057	66	25	...	89	17	3	7
673	642	31	...	9	3	545	60	25	...	19	12
658	621	31	...	8	3	525	60	25	...	19	12
21	21	1	80
714	629	85	...	110	1	512	6	70	5	3	7
16	46	43	3
17	17	11	4	2
458	449	9	...	34	414	1	7
118	74	44	...	22	1	51	40	2	2
40	23	17	...	23	17
35	20	15	...	20	11	3	1
1,707	1,038	669	...	251	46	17	658	33	33	...	416	210	43
1,240	731	509	...	189	39	17	471	12	3	...	280	200	29
1,226	731	495	...	189	39	17	471	12	3	...	268	198	29
270	231	39	...	54	15	5	151	4	2	...	15	19	5
48	16	32	...	11	2	1	2	24	8
93	64	29	...	17	...	5	42	17	6	6
9	9	7
107	51	56	...	38	5	6	2	35	8	13
699	360	339	...	67	17	1	268	6	1	...	177	157	5
14	...	14	12	2
59	...	59	42	4	13
34	...	34	17	4	13
25	...	25	25
...
393	291	101	...	47	7	186	21	30	...	94	6	1
269	220	59	...	37	1	124	18	30	...	59
111	1	72	14	24
158	99	59	...	37	52	4	6	...	59
123	81	42	...	10	6	62	3	35	6	1
102	67	35	...	7	5	52	3	31	4
21	14	7	...	3	1	10	4	2	1
16	16	15	1
305	294	11	...	9	6	273	3	3	6	2	2
149	149	6	3	140
34	34	34
88	88	3	83
27	27	6	21
138	127	11	...	3	3	115	3	3	6	2	2
97	97	3	91	2	1
41	30	11	3	24	1	2	6	2	2
18	18	18
9,825	9,549	276	1	1,424	138	8	76	8	...	7,282	518	94	...	209	44	10	12	...	1
50	50	8	46	5
51	51	46	5
8	8	8
9,766	9,490	276	1	1,416	138	8	30	3	...	7,282	518	94	...	209	44	10	12	...	1
9,739	9,464	275	1	1,400	138	8	20	3	...	7,282	518	94	...	208	44	10	12	...	1
26	26	12	14
4,792	4,790	2	...	102	8	...	1	4,206	400	73	...	1	...	1
481	473	8	...	81	5	3	12	357	8	7	...	4	3	1

IMPERIAL TABLE XXIIA.—THE SPECIAL INDUSTRIAL CENSUS. PART II.

DESCRIPTION OF ESTABLISHMENT (with Group-letters and Serial Nos. of Classes in each group).	DISTRICT.	Number of Establishments.	TOTAL EMPLOYEES.			CLASSIFICATION OF SUPERIOR EMPLOYEES. <i>N.B.</i> —In these columns all are males unless the contrary is indicated.															
			Persons.	Males.	Females.	Managers.			Supervising and Technical Staff.			Clerical Staff.			Skilled Labourers.						
						European and Anglo-Indians.	Home Races.	Others.	European and Anglo-Indians.	Home Races.	Others.	European and Anglo-Indians.	Home Races.	Others.	European and Anglo-Indians.	Home Races.	Chinese and Japanese.	Others.			
1	2	3	4	5	6	7	8	9	10	11	12	13	14	15	16	17	18	19			
F. 2. Sawmills and timber yards—concl'd.																					
(i) <i>With mechanical power</i>	<i>Irrawaddy Division.</i>	7	181	180	1	..	6	1	1	8	..	5	15	2	..	26	..	38			
	<i>Tenasserim Division.</i>	35	3,814	3,781	33	7	M-8	19	22	27	9	M-3	213	65	1	327	24	359			
	<i>Upper Burma and Shan States.</i>	45	2,427	2,183	244	7	F-1	19	19	8	M-30	F-6	23	..	M-126	F-5	50	..	397	8	96
	Akyab	2	40	40	2	1	1	6	..	4			
	Rangoon	20	6,469	6,467	2	10	3	13	41	10	9	..	338	103	1	331	31	787			
	Insein	2	50	1	1	10			
	Tharrawaddy	6	245	241	4	..	2	4	3	..	11	7	..	14	..	18			
	Pegu	5	197	197	2	3	..	1	5	..	12	6	..	12	3	28			
	Prome	4	178	174	4	..	1	3	10	..	9	10	..	2	..	9			
	Bassein	4	139	139	4	..	8	10	12	..	20			
	Henzada	3	44	41	1	..	2	1	1	5	2	..	14	..	9			
	Toungoo	13	638	609	29	1	M-1	10	3	5	2	..	27	39	..	24	12	68			
	Thaton	3	112	112	1	2	..	2	1	2	4	9	..	17			
	Amherst	17	2,987	2,986	1	6	5	6	19	18	6	M-1	178	25	1	290	10	269			
	Mergui	2	77	74	3	..	1	1	..	2	4	1	..	4	..	5			
	Pakokku	2	83	77	6	..	2	..	2	3	1	..	7	..	1			
	Minbu	1	113	113	2	1	4	7			
	Mandalay	17	1,182	1,076	106	3	9	5	1	8	7	..	70	5	..	291	1	19			
	Katha	1	31	31	1	3	5	..	2	3	1	3			
	Shwebo	2	79	67	12	..	2	3	6	10	..	2			
	Sagaing	1	25	15	10	1	..	M-4	F-1	4			
	L. Chindwin	2	40	40	2	..	6	2	5			
	Meiktila	1	62	53	9	1	1	1	1	..	6	1	..	3			
	Yamethin	17	774	678	96	1	5	11	3	M-7	F-5	9	..	M-33	F-5	42	..	60	4	62	
	Myingyan	1	38	33	5	..	1	1	1	8	..	1			
(ii) <i>Without mech. power</i>	Pakokku	7	111	110	1	..	7	1	4	65	6	1			
	S. Shan States	4	65	65	4	1	4	53			
		3	46	45	1	..	3	12	6	1			
G. Metals		32	2,448	2,448	..	10	9	13	48	4	28	6	31	66	35	417	74	623			
1. Iron-foundries—	Total	10	727	727	..	1	5	4	11	1	1	3	16	8	12	220	17	145			
(i) <i>With mechanical power</i>	Rangoon	6	620	620	..	1	2	3	11	1	1	3	16	8	12	188	7	145			
	Mandalay	1	20	20	1	3	11	1	1	3	16	8	12	181	7	143			
(ii) <i>Without mech. power</i>	Rangoon	4	107	107	3	1	7	..	2			
	Mandalay	1	20	20	1	32	10	..			
		3	87	87	3	32			
2. Iron and steel-works*—	Total	9	150	150	3	6	..	2	14	3	..	33	29	19			
(i) <i>With mechanical power</i>	Rangoon	1	12	12	1	1	2			
(ii) <i>Without mech. power</i>	Rangoon	8	138	138	2	6	..	1	14	3	..	31	29	19			
3. Arsenals—	Rangoon	1	396	396	..	1	25	..	1	..	4	18	..	12	..	148			
4. Machinery and Engineering Workshops—	Total	11	1,046	1,046	..	7	1	3	9	1	18	2	10	35	21	136	28	291			
(i) <i>With mechanical power</i>	Rangoon	9	832	832	..	5	1	3	8	1	12	2	10	31	7	134	28	207			
	Pegu	1	768	768	..	4	1	3	7	1	12	2	10	30	7	134	28	202			
(ii) <i>Without mech. power</i>	Pegu	2	65	65	..	1	1	1	5			
	Shwebo	1	213	213	..	2	1	4	14	2	84			
		1	180	180	..	1	1	3	14	1	77			
5. Sewage pumping-station workshop—	Rangoon	1	33	33	..	1	1	1	..	1	7			
<i>With mechanical power</i>		1	129	129	..	1	3	1	2	2	16	..	20			

* Including blacksmiths and trades working with iron sheets, e.g., making galvanised iron buckets, steel trunks, despatch boxes.

Distribution by Districts of the Statistics in Part I of this table—continued.

CLASSIFICATION OF UNSKILLED LABOURERS.																						
TOTAL.			MALES.										FEMALES.									
Persons.	Males.	Females.	Europeans and Anglo-Indians.	Home Races.			Chinese and Japanese.			Others.			Europeans and Anglo-Indians.	Home Races.			Chinese and Japanese.			Others.		
				Age 18 or over.	Age 14 to 18.	Age under 14.	Age 18 or over.	Age 14 to 18.	Age under 14.	Age 18 or over.	Age 14 to 18.	Age under 14.		Age 18 or over.	Age 14 to 18.	Age under 14.	Age 18 or over.	Age 14 to 18.	Age under 14.			
20	21	22	23	24	25	26	27	28	29	30	31	32	33	34	35	36	37	38	39	40	41	42
79	78	1	...	22	56	1
2,728	2,697	31	1	251	22	3	5	3	...	2,294	105	13	...	24	4	2	...	1
1,633	1,400	233	...	932	103	2	2	355	5	1	...	178	37	8	10
26	26	12	14
4,792	4,790	2	...	102	8	...	1	4,206	400	73	...	1
30	30	2	26	1	1
192	188	4	...	32	1	1	151	1	2	...	1	2	1
125	125	13	2	...	2	104	4
134	130	4	...	34	2	2	10	76	2	4	...	3	1
76	76	20	56
3	2	1	...	2	1
445	417	28	...	71	3	1	3	2	...	321	12	4	...	24	4
74	74	1	70	3
2,150	2,150	...	1	174	19	2	...	1	...	1,857	87	9
59	56	3	...	5	2	46	3	2	...	1
67	61	6	...	35	14	12	6
98	98	95	2	1
763	657	106	...	522	73	61	1	75	21	2	8
12	12	11	1
56	44	12	...	38	2	4	8	2	1	1
15	6	9	...	6	9
23	23	16	7
48	39	9	...	8	31	9
507	441	86	...	184	21	2	1	238	4	1	...	66	14	5	1
24	19	5	...	17	1	1	5
27	26	1	...	16	10	1
3	3	3
24	23	1	...	13	10	1
1,084	1,084	...	3	118	37	6	7	852	23	38
283	283	38	23	4	7	178	13	20
222	222	11	3	1	175	12	20
212	212	5	...	1	175	12	19
10	10	6	3	1
62	61	27	20	3	7	3	1
9	9	7	2
52	52	27	23	3	1	1
41	41	19	7	1	14
8	8	2	6
32	33	17	1	1	14
186	186	1	165	3	17
490	490	...	3	56	7	1	415	7	1
284	284	...	3	49	7	1	217	7
327	327	...	3	46	7	1	264	6
57	57	3	53	3
106	106	7	98	...	1
84	84	3	80	...	1
22	22	4	18
84	84	4	80

IMPERIAL TABLE XXIIA.—THE SPECIAL INDUSTRIAL CENSUS. PART II.—

DESCRIPTION OF ESTABLISHMENT (with Group-letters and Serial Nos. of Classes in each group).	DISTRICT.	Number of Establishments.	TOTAL EMPLOYEES.			CLASSIFICATION OF SUPERIOR EMPLOYEES. N.B.—In these columns all are males unless the contrary is indicated.													
			Persons.	Males.	Females.	Managers.			Supervising and Technical Staff.			Clerical Staff.			Skilled Labourers.				
						Europeans and Anglo-Indians.	Home Races.	Others.	Europeans and Anglo-Indians.	Home Races.	Others.	Europeans and Anglo-Indians.	Home Races.	Others.	Europeans and Anglo-Indians.	Home Races.	Chinese and Japanese.	Others.	
1	2	3	4	5	6	7	8	9	10	11	12	13	14	15	16	17	18	19	
H. Glass and Earthenware	...	83	4,106	3,709	397	...	47	36	...	6	46	..	14	16	..	M288	...	543	
1. Pottery work—	Total ...	11	180	159	21	...	10	1	...	10	F-23	...	10	
<i>Without mech. power</i>	Rangoon	1	34	34	1	10	M-48	...	10	
	Hanthawaddy	10	146	125	21	...	10	F-7	
2. Brick, tile and firebrick factories—	Total ..	72	3,926	3,550	376	...	37	35	...	6	36	...	14	16	...	M-48	
<i>Without mech. power</i>	Rangoon	2	488	488	2	2	F-7	
	Hanthawaddy	25	798	676	122	...	19	6	2	...	5	3	...	M240	...	533	
	Insein	24	1,905	1,834	71	...	2	22	...	1	31	11	...	F-16	
	Tharrawaddy	4	116	94	22	...	1	3	1	1	
	Pegu	3	190	151	39	...	2	1	19	...	
	Prome	2	75	69	6	...	1	1	...	1	1	...	1	1	
	Pakokku	1	12	12	1	6	...	
	Minbu	2	108	53	55	...	2	
	Mandalay	9	234	173	61	...	9	4	7	M-51	
J. Chemical Products	...	78	34,963	34,414	549	28	29	21	514	M63	66	M87	M1349	M594	50	1478	260	3092	
1. Salt refineries—	Hanthawaddy	3	57	30	27	...	3	F-11	...	F-9	F-4	F-3	
<i>Without mech. power</i>	Total ...	5	337	337	..	2	1	2	4	9	11	..	6	11	..	13	...	46	
2. Aerated waters factories—	Akyab	1	13	13	1	1	
<i>With mechanical power</i>	Rangoon	4	324	324	...	2	1	1	4	9	11	..	6	10	...	13	...	46	
3. Dye works—	Total	4	75	75	1	3	...	3	4	...	8	...	16	
<i>With mechanical power</i>	Insein	1	23	23	1	...	3	2	
<i>Without mech. power</i>	Rangoon	3	52	52	1	2	2	...	6	...	16	
4. Petroleum refineries*—	Total	24	33,080	32,715	365	21	1	2	503	29	25	M85	1,204	M524	50	1,407	258	2957	
<i>(i) With mechanical power</i>	...	22	32,905	32,540	365	19	1	2	496	29	25	M82	1,289	M523	50	1,365	258	2955	
	Rangoon	1	2,692	2,634	8	1	16	F-9	78	F-3	5	61	42	382	
	Hanthawaddy	5	10,365	10,285	80	5	139	19	11	M35	147	F-7	25	277	184	1490	
	Insein	1	63	63	...	1	1	F-3	4	1	...	3	
	Tharrawaddy	1	95	95	...	1	2	3	1	...	1	4	...	14	
	Prome	1	65	65	...	1	3	3	2	5	...	6	
	Thayetmyo	1	206	205	1	1	2	1	2	...	3	1	...	13	...	7	
	Pakokku	3	773	767	6	3	4	1	12	2	...	100	...	61	
	Magwe	7	18,404	18,141	263	4	1	2	326	3	12	M35	1,044	346	20	893	32	986	
<i>(ii) Without mech. power</i>	U. Chindwin	2	242	235	7	2	3	2	12	...	11	...	6	
	Thayetmyo	2	175	175	...	2	7	3	5	...	42	...	2	
	Magwe	1	80	80	...	1	1	1	1	...	1	
5. Bulk-oil installations*—	Rangoon	1	95	95	...	1	6	2	5	1	...	41	...	1	
<i>With mechanical power</i>	Total	4	206	206	...	2	...	2	4	2	4	1	2	12	...	19	...	9	
6. Chemical drug and medicine works—	Rangoon	2	173	173	...	2	4	2	3	1	2	19	...	9	
<i>With mechanical power</i>	Insein	1	76	76	...	1	4	1	2	16	...	4	
<i>Without mech. power</i>	Rangoon	2	97	97	...	1	1	3	1	3	...	5	
	Rangoon	2	33	33	2	1	12	
7. Vegetable-oil mills—	Total	37	1,113	956	157	2	23	12	3	M19	26	1	M-47	35	...	30	2	58	
<i>(i) With mechanical power</i>	...	29	925	827	98	1	16	12	2	M12	26	1	M-40	35	...	30	2	58	
	Rangoon	6	196	185	11	...	2	4	...	M-3	11	...	5	16	...	1	...	14	
	Insein	4	114	114	4	...	F-8	
	Henzada	1	26	26	1	5	7	2	13	

* Pipe-line pumping-stations have been included in J4, Petroleum refineries.

IMPERIAL TABLE XXIIA.—THE SPECIAL INDUSTRIAL CENSUS. PART II.—

DESCRIPTION OF ESTABLISHMENT (with Group-letters and Serial Nos. of Classes in each group).	DISTRICT.	Number of Establishments.	TOTAL EMPLOYEES.			CLASSIFICATION OF SUPERIOR EMPLOYEES.															
			Persons.	Males.	Females.	Managers.			Supervising and Technical Staff.			Clerical Staff.			Skilled Labourers.						
						European and Anglo-Indians.	Home Races.	Others.	European and Anglo-Indians.	Home Races.	Others.	European and Anglo-Indians.	Home Races.	Others.	European and Anglo-Indians.	Home Races.	Chinese and Japanese.	Others.			
																			European and Anglo-Indians.	Home Races.	Others.
1	2	3	4	5	6	7	8	9	10	11	12	13	14	15	16	17	18	19			
J.7. Vegetable-oil mills—concl. (i) With mechanical power—concl.	Thayetmyo	1	13	13	1	1			
	Pakōkku ...	7	129	86	43	...	5	2	...	6	1	...	4	3	...	8	...	3			
	Magwe	1	40	34	6	1	1	...	4			
	Mandalay ...	2	47	37	10	...	2	7	...	6			
	Myingyan ...	3	247	227	20	1	2	...	1	1	5	...	19	8	...	7	...	12			
	Amherst ...	1	37	37	1	1	1	...	1	...	1			
	L. Chindwin	1	11	11	1	2	...	1			
	Prome ...	2	65	57	8	...	2	1	4	...	2	1	...	4			
	...	8	188	120	59	1	7	...	1	7	7			
	Pakōkku ...	7	102	0	92	...	7	7	7			
Amherst ...	1	86	49	37	1	1				
K. Food—																					
1. Biscuit factories—																					
Without mech. power																					
Rangoon ...	1	12	12	F-2	F-15	F-1	F-2	F-35	F-389	F-3	994			
2. Flour mills—																					
With mechanical power																					
Rangoon ...	3	108	106	2	3	1	...	1	4	11			
3. Rice mills—																					
All with mech. power																					
Province ...	388	21678	20658	1020	44	M-18	M-117	144	M-230	391	14	M-998	397	18	671	226	932				
Arakan Division,																					
Rangoon ...	50	8,317	7,993	324	15	14	21	72	40	70	1	250	186	10	129	136	304				
Pegu Division (less Rangoon)*	119	5,088	4,906	182	7	M-68	F-3	42	13	M-50	F-1	226	3	249	103	7	187	24	267		
Irrawaddy Division,																					
Tenasserim Division,	62	1,864	1,745	119	5	M-35	F-4	M-17	F-1	10	M-37	F-4	16	1	M-122	F-1	42	...	149	14	97
Upper Burma and Shan States,	51	1,110	818	292	1	M-37	F-1	12	...	M-46	F-21	20	...	57	8	1	83	1	35		
Akyab ...	10	951	944	7	7	1	2	17	2	1	...	38	6	...	17	25	28				
Rangoon ...	50	8,317	7,993	324	15	14	21	72	40	70	1	250	186	10	129	136	304				
Hanthawaddy	32	2,500	2,460	40	6	14	12	12	7	150	...	61	38	7	48	24	121				
Insein ...	8	306	283	23	...	M-4	F-1	3	...	5	13	...	21	4	...	14	...	6			
Tharrawaddy	40	1,196	1,113	83	1	M-28	F-1	10	...	16	4	3	103	23	...	68	...	71			
Pegu ...	21	591	579	12	...	M-11	F-1	10	1	M-10	F-1	42	...	26	27	...	18	...	41		
Prome ...	18	495	471	24	...	11	7	...	12	17	...	38	11	...	39	...	28				
Bassein ...	25	2,067	2,051	15	7	11	7	32	9	12	7	161	22	...	37	25	61				
Henzada ...	12	321	299	22	1	10	1	...	18	24	2	31	14	...	22	...	20				
Myaungmya	25	695	694	1	...	21	4	...	11	14	...	M-39	7	...	13	...	50				
Ma-ubin	11	245	244	1	...	9	2	...	6	4	...	18	2	...	13	...	16				
Pyapōn ...	23	1,020	963	57	1	M-12	F-2	9	...	11	4	...	40	7	...	21	...	54			
Toungoo	8	281	246	35	1	6	...	1	...	3	2	...	21	7	...	19	...	10			
Thatōn ...	24	527	511	16	...	M-18	F-3	M-2	F-1	M-14	F-4	3	...	M-21	F-1	6	...	61	3	44	
Amherst ...	20	732	731	1	4	M-6	F-1	9	8	13	7	1	68	18	...	36	11	33			
Tavoy	7	244	186	58	...	3	4	1	4	3	...	8	7	...	32	...	5				
Mergui	3	80	71	9	...	2	1	...	3	1	...	4	4	...	8	...	5				
Minbu	5	126	84	42	...	4	1	...	2	1	...	4	4	...	1	...	6				
Mandalay ...	21	440	344	96	1	M-18	F-1	1	...	4	1	...	28	...	38	...	15				
Katha ...	3	136	85	51	3	...	M-29	F-20	9	...	1	...	9				
Putao	1	21	21	1				
Shwebo ...	15	286	191	95	...	12	3	...	M-8	F-1	4	...	19	1	...	29	...	10			
Sagaing	2	30	27	3	...	1	1	...	2	3	...	1	1	...	2				
Kyaukse	2	88	23	5	...	2	1	1	...	2	1	...	1				
Yamethin ...	2	43	43	2	2	6				

* That is, the Insein, Hanthawaddy, Tharrawaddy, Pegu and Prome districts.

IMPERIAL TABLE XXIIA.—THE SPECIAL INDUSTRIAL CENSUS. PART II.

DESCRIPTION OF ESTABLISHMENT (with Group-letters and Serial of Classes in each group).	DISTRICT.	Number of Establishments.	TOTAL EMPLOYEES.			CLASSIFICATION OF SUPERIOR EMPLOYEES. <i>N.B.</i> —In these columns all are males unless the contrary is indicated.												
			Persons.	Males.	Females.	Managers.			Supervising and Technical Staff.			Clerical Staff.			Skilled Labourers.			
						Europeans and Anglo-Indians.	Home Races.	Others.	Europeans and Anglo-Indians.	Home Races.	Others.	Europeans and Anglo-Indians.	Home Races.	Others.	Europeans and Anglo-Indians.	Home Races.	Chinese and Japanese.	
1	2	3	4	5	6	7	8	9	10	11	12	13	14	15	16	17	18	
K. Food—concd																		
4. Bakeries and confectioneries—																		
(i) <i>With mechanical power</i>																		
Rangoon ...		1	21	21	...	M-4 F-1	...	7	M-5 F-2	...	27	2	2	14	
(ii) <i>Without mech. power</i>																		
Rangoon ...		10	224	220	4	M-4 F-1	...	6	M-5 F-2	...	18	2	2	13	
5. Dairy Farms—																		
<i>With mechanical power</i>	S. Shan States	1	48	33	15	F-1	
6. Slaughter-houses—																		
<i>With mechanical power</i>	Rangoon	1	23	23	
7. Sugar-factories—																		
<i>Without mech. power</i>																		
Kyaukse	...	3	111	111	1	2	...	39	15	
Yamethin	...	51	834	529	305	...	51	1	
8. Breweries and distilleries—																		
(i) <i>With mechanical power</i>	Mandalay	1	154	154	3	5	34	...	1	19	...	9	...	
(ii) <i>Without mech. power</i>	Rangoon	1	29	23	1	1	5	...	9	...	
9. Water-works—																		
(i) <i>With mechanical power</i>																		
Total		4	256	241	15	3	...	1	8	5	6	...	3	7	...	
Rangoon		3	135	135	...	2	...	1	5	3	6	...	1	5	...	
Insein		1	45	45	1	1	
(ii) <i>Without mech. power</i>																		
Prome		1	33	33	3	6	3	...	
Insein		1	121	106	15	1	3	2	2	2	...	
10. Tobacco, cigar or cigarette factories—																		
(i) <i>With mechanical power</i>																		
Rangoon		1	44	22	22	1	M-4 F-5	7	...	F-9	7	1	1	2	...	M-5 F-389 M-1 F-1	M-1 F-3 1	
(ii) <i>Without mech. power</i>																		
Rangoon		11	447	88	359	...	M-4 F-5 M-1 F-3	7	...	F-9	5	...	2	M-4 F-388 M-3 F-308 M-1 F-55 F-19 F-6	F-3 F-3	
Prome		3	59	4	55	...	3	
Henzada		1	20	...	20	...	F-1	
Mandalay		1	12	...	12	...	F-1	
L. Clothing																		
1. Tailoring works—																		
<i>Without mech. power</i>																		
Total		26	461	461	...	4	1	21	9	4	37	...	1	24	1	19	60	
Rangoon		25	444	444	...	4	...	21	9	4	37	...	1	24	1	19	60	
Henzada		1	17	17	1	3	60	
2. Dress makers and milliners—																		
<i>Without mech. power</i>																		
Rangoon		2	47	27	20	M-1 F-1	F-2	F-2	1	
3. Boot and shoe factories—																		
<i>Without mech. power</i>																		
Total		14	287	280	7	...	4	10	25	5	...	M-49 F-6	105	
Rangoon		11	215	213	2	...	1	10	25	5	...	M-13 F-2	105	
Thuyetmyo		1	41	41	1	23	...	
Mandalay		1	12	12	1	4	...	
Sagaing		1	19	14	5	...	1	M-9 F-4	...	
4. Umbrella factories—																		
<i>Without mech. power</i>																		
Total		6	238	211	27	...	5	1	...	1	1	...	1	M-123 F-18	...	
Basscin		5	160	146	14	...	5	1	1	M-123 F-5 F-13	...	
Insein		1	78	65	13	1	1	
M. Furniture																		
<i>Without mech. power</i>																		
Total		12	598	597	1	3	M-1 F-1	7	13	34	23	...	14	8	...	119	75	
Rangoon		11	363	362	1	2	M-1 F-1	7	3	2	23	...	1	7	...	24	25	
Mandalay		1	235	235	...	1	10	32	13	1	...	95	...	

* Includes factories using leather, wood or any other material.

IMPERIAL TABLE XXIIA.—THE SPECIAL INDUSTRIAL CENSUS. PART

DESCRIPTION OF ESTABLISHMENT (with Group-letters and Serial Nos. of Classes in each group).	DISTRICT.	Number of Establishments.	TOTAL EMPLOYEES.			CLASSIFICATION OF SUPERIOR EMPLOYEES. N.B.—In these columns all are males unless the contrary is indicated.												
			Persons.	Males.	Females.	Managers.			Supervising and Technical Staff.			Clerical Staff.			Skilled Labour.			
						Europeans and Anglo-Indians.	Home Races.	Others.	Europeans and Anglo-Indians.	Home Races.	Others.	Europeans and Anglo-Indians.	Home Races.	Others.	Europeans and Anglo-Indians.	Home Races.	Chinese and Japanese.	
																		7
N. Building	17	1,270	1,259	11	3	9	5	13	1	15	M-1 F-2	43	15	12	119	34	
1. Stone, marble and cement works— Without mech. power	Mandalay	2	85	85	2	14	56	...	
2. Lime works and kilns— Without mech. power	Total	11	312	303	9	...	7	4	4	1	...	1	...	3	...	
	Rangoon	2	57	56	1	2	4	1	
	Mandalay	2	45	45	2	
	S. Shan State	7	210	202	8	...	5	2	1	...	3	...	
3. Plumbing and sanitary engineering— Without mech. power	Rangoon	2	153	153	...	1	1	1	4	...	5	...	3	10	...	2	1	
4. Constructional engineers— With mechanical power	Rangoon	2	720	718	2	2	9	1	6	F-2	26	4	12	58	33	
P. Construction of means of transport or communication.	...	41	11,191	11,121	70	23	M-2 F-1	M-13 F-1	M-134 F-5	16	M-12 F-1	M-47 F-10	189	261	M F-51	1,845	415	
1. Railway works— (i) With mechanical power	Total	6	3,004	3,004	...	5	...	1	41	...	1	1	15	112	59	169	166	
	Rangoon	5	2,982	2,982	...	5	41	...	1	1	15	111	58	168	166	
	Insein	3	905	905	...	3	17	1	4	17	34	11	21	
	Mandalay	1	187	187	...	1	11	...	1	...	4	38	15	21	1	
	Akyab	1	1,890	1,890	...	1	13	7	56	9	136	144	
	Akyab	1	22	22	1	1	1	1	...	
2. Tramway works— With mechanical power	Total	2	667	666	1	2	6	2	...	M-1 F-1	74	2	18	179	9	
	Rangoon	1	257	257	...	1	3	3	1	10	59	7	
	Mandalay	1	410	409	1	1	3	2	...	M-1 F-1	71	1	8	120	2	
3. Bridge works— With mechanical power	Insein	1	259	259	...	1	3	13	3	1	...	
4. Coach-building Works— Without mech. power	Total	3	55	54	1	...	F-1	2	1	1	...	6	29	
	Rangoon	2	43	43	2	1	1	...	1	29	
	Mandalay	1	12	11	1	...	F-1	
5. Motor-car works— (i) With mechanical power	Total	11	1,125	1,119	6	7	1	3	M-34 F-1	3	2	M-26 F-5	36	78	48	384	24	
	Rangoon	10	1,112	1,106	6	7	1	2	M-34 F-1	3	2	M-26 F-5	35	78	48	375	24	
	Rangoon	9	1,040	1,034	6	6	1	2	M-32 F-1	3	2	M-21 F-5	33	71	44	339	24	
	Mandalay	1	72	72	...	1	2	5	2	7	4	36	...	
	Rangoon	1	13	13	1	1	9	...	
(ii) Without mech. power	Total	15	5,756	5,753	3	7	1	M-5 F-1	34	4	M-3 F-1	16	59	38	60	1,100	185	
	Akyab	7	5,433	5,433	...	6	34	4	...	16	54	30	60	1,072	147	
	Rangoon	1	222	222	...	1	2	13	25	5	
	Rangoon	4	4,910	4,910	...	4	30	4	...	15	41	28	48	895	140	
	Amherst	1	132	132	...	1	1	1	4	56	2	
	Mandalay	1	169	169	2	1	8	96	...	
	Mandalay	8	323	320	3	1	1	M-5 F-1	M-3 F-1	...	5	8	...	28	38	
	Rangoon	7	242	239	3	...	1	M-5 F-1	M-3 F-1	...	2	8	...	24	38	
	Bassein	1	81	81	...	1	3	4	...	
7. Telephone system— With mechanical power	Rangoon	1	181	122	59	1	M-10 F-4	6	4	M-3 F-4	4	12	M-2 F-51	6	2	

Distribution by Districts of the Statistics in Part B of this table—continued.

CLASSIFICATION OF UNSKILLED LABOURERS.																						
TOTAL.			MALES.										FEMALES.									
Persons.	Males.	Females.	European and Anglo-Indians.	Home Races.			Chinese and Japanese.			Others.			European and Anglo-Indians.	Home Races.			Chinese and Japanese.			Others.		
				Age 18 or over.	Age 14 to 18.	Age under 14.	Age 18 or over.	Age 14 to 18.	Age under 14.	Age 18 or over.	Age 14 to 18.	Age under 14.		Age 18 or over.	Age 14 to 18.	Age under 14.	Age 18 or over.	Age 14 to 18.	Age under 14.			
30	31	32	33	34	35	36	37	38	39	40	41	42	33	34	35	36	37	38	39	40	41	42
828	809	9	1	163	14	..	33	1	..	584	10	3	..	6
13	28	6	7
293	283	9	..	149	6	..	32	1	..	89	3	3	..	6
50	49	1	..	2	45	1	1
40	40	37	3
203	194	8	..	110	6	..	29	1	..	44	2	2	..	6
..
76	76	1	73	2
437	437	..	1	7	1	..	1	422	5
4,523	4,522	1	46	299	32	2	33	5	..	3,925	147	34
1,038	1,038	..	14	25	1	..	1	956	41
1,028	1,028	..	14	21	1	..	1	947	41
530	530	..	14	13	1	497	5
85	85	84	1
410	410	8	1	366	35
13	13	4	9
306	306	..	4	108	8	2	1	183
126	126	..	3	2	2	..	1	118
180	180	..	1	106	6	2	65
215	215	215
7	7	4	2	1
1	1	1
6	6	4	2
315	315	..	21	46	6	..	3	228	10	1
323	323	..	21	46	6	..	3	226	10	1
305	305	..	21	44	6	..	3	220	10	1
8	8	2	6
2	2	2
2,466	2,465	1	4	105	14	..	25	4	..	2,129	93	31
2,284	2,284	..	3	88	12	..	24	2,041	86	30
72	72	72
2,106	2,106	..	3	54	12	..	24	1,897	86	30
53	53	1	52
53	53	33	20
122	121	1	1	17	2	..	1	4	..	148	7	1
114	113	1	..	10	1	4	..	90	7	1
68	68	..	1	7	2	58
48	48	5	1	..	39	3

IMPERIAL TABLE XXIIA.—THE SPECIAL INDUSTRIAL CENSUS. PART II.—

DESCRIPTION OF ESTABLISHMENT <small>(with Group-letters and Serial Nos. of Classes in each group).</small>	DISTRICT.	Number of Establishments.	TOTAL EMPLOYEES.			CLASSIFICATION OF SUPERIOR EMPLOYEES. <small>N.B.—In these columns all are males unless the contrary is indicated.</small>													
			Persons.	Males.	Females.	Managers.			Supervising and Technical Staff.			Clerical Staff.			Skilled Labourers.				
						Europeans and Anglo-Indians.	Home Races.	Others.	Europeans and Anglo-Indians.	Home Races.	Others.	Europeans and Anglo-Indians.	Home Races.	Others.	Europeans and Anglo-Indians.	Home Races.	Chinese and Japanese.	Others.	
1	2	3	4	5	6	7	8	9	10	11	12	13	14	15	16	17	18	19	
P. Stone-breaking yards and workshops connected with road-making—																			
(i) <i>With mechanical power</i>	Rangoon ...	1	67	67	1	6	1	
(ii) <i>Without mech. power</i>	Rangoon ...	1	77	77	1	2	3	
Q. Electricity, light and heat.		10	690	686	4	5	3	2	M18 F-2	4	2	M-8 F-2	30	14	3	56	2	50	
1. Ice factories—																			
<i>With mechanical power</i>	Total ...	5	165	165	...	1	2	2	3	4	2	1	5	5	...	8	...	17	
	Rangoon ...	1	62	62	9	
	Insein ...	1	35	35	1	1	1	1	...	1	
	Pegu ...	1	26	26	1	2	2	...	2	2	...	2	...	1	
	Bassein ...	1	29	29	...	1	2	2	1	
	Mandalay ...	1	13	13	1	1	1	3	...	3	
2. Electric works—																			
<i>With mechanical power</i>	Rangoon ...	5	525	521	4	4	1	...	M15 F-2	M-7 F-2	25	9	3	48	1	33	
R. Other Industries		62	3,369	3,320	49	14	M20 F-3	26	M32 F-3	M50 F-2	84	M44 F-3	145	219	M26 F-5	M-446 F-7	18	1,289	
1. Printing	Total ...	48	2,950	2,936	14	11	M15 F-1	21	M18 F-2	35	80	M38 F-3	131	156	M21 F-5	M-388 F-7	3	1,071	
(i) <i>With mechanical power</i>	...	21	2,335	2,323	12	10	5	6	M18 F-2	23	54	M37 F-3	71	114	M21 F-5	260	3	925	
	Rangoon ...	20	2,295	2,283	12	9	5	6	M18 F-2	23	54	M37 F-3	71	111	M21 F-5	254	3	907	
(ii) <i>Without mech. power</i>	Mandalay ...	1	40	40	...	1	3	...	6	...	18	
	...	27	615	613	2	1	M10 F-1	15	...	12	26	1	60	42	...	122	...	146	
	Akyab ...	1	10	10	1	7	
	Rangoon ...	23	544	542	2	...	M-7 F-1	15	...	11	26	1	54	42	...	99	...	145	
2. Goldsmiths, silversmiths and jewellery—																			
(i) <i>With mechanical power</i>	Rangoon ...	1	83	83	...	1	5	...	1	7	34	22	
(ii) <i>Without mech. power</i>	...	5	138	133	5	1	M-1 F-1	2	1	M13 F-2	17	1	M-28 F-2	15	...	39	
	Rangoon ...	4	127	122	5	1	F-1	2	1	M13 F-2	17	1	M-18 F-2	15	...	39	
3. Book binding—																			
<i>Without mech. power</i>	Rangoon ...	2	41	41	2	1	32	
4. Photographic studio—																			
<i>Without mech. power</i>	Rangoon ...	1	44	44	1	1	2	2	9	3	...	14	
5. Musical instruments workshop—																			
<i>Without mech. power</i>	Rangoon ...	1	42	41	1	1	M-7 F-1	2	2	3	5	3	4	2	...	11	
6. Fan making—																			
<i>Without mech. power</i>	Total ...	2	29	23	6	...	M-2 F-1	M-21 F-5	
	Henzada ...	1	17	16	1	...	M-1 F-1	15	
	Mandalay ...	1	12	7	5	...	1	M-6 F-5	
7. Carving of ivory and wood—																			
<i>Without mech. power</i>	Rangoon ...	1	11	11	1	
8. Making paper cartons—																			
<i>Without mech. power</i>	Hanthawaddy	1	31	8	23	...	1	

* Of these, two with 341 employees are generating stations; the other three make or repair electrical machinery and apparatus.

IMPERIAL TABLE XXIIA.—THE SPECIAL INDUSTRIAL CENSUS. PART IIIA.—
Power in establishments deriving it directly from Steam, Oil, Gas or Water.

NOTE.—In the columns headed Gas or Water all entries relate to Gas unless marked W.

Description of Establishment.	District.	Number of Establishments employing			Number of Engines.			Total Horse-power.		
		Steam.	Oil.	Gas or Water.	Steam.	Oil.	Gas or Water.	Steam.	Oil.	Gas or Water.
1	2	3	4	5	6	7	8	9	10	11
A. Cultivation for special products.	...	8	5	G-5 W-1	12	8	G-6 W-1	439	117	G-307 W-250
1. Coffee ...	Toungoo	1	1	5	...
4. Rubber ...	Total ...	7	4	G-5 W-1	12	5	G-6 W-1	439	89	G-307 W-250
	Insein	1	1	7	...
	Hanthawaddy	1	1	65
	Toungoo ...	1	...	1	1	...	2	4	...	100
	Thaton ...	1	...	1	3	...	1	12	...	48
	Amherst ...	3	1	1	5	1	1	43	16	47
	Mergui ...	3	2	G-1 W-1	4	3	G-1 W-1	380	66	G-47 W-250
5. Camphor ...	S. Shan States ...	1	2	93	...
B. Mines	...	14	4	1	76	5	22	1,869	49	24
1. Petroleum wells	Total ...	10	3	1	62	3	22	666	7	24
	Thayetmyo ...	2	1	...	5	2	...	78	5	...
	Minbu ...	8	1	1	57	1	22	588	2	24
2. Tin and Wolfram mines.	Total ...	3	2	...	12	2	...	203	42	...
	Tavoy ...	2	1	...	8	1	...	152	30	...
	Mergui ...	1	1	...	4	1	...	51	12	...
3. Silver and Lead mines.	N. Shan States ...	1	2	1,000
C. Stone quarries	...	2	1	...	3	3	...	32	44	...
	Thaton ...	1	1	...	2	3	...	16	44	...
	Tavoy ...	1	1	16
D. Textiles	...	14	16	...	28	21	...	1,235	1,144	...
1. Cotton ginning, cleaning and pressing.	Total ...	12	16	...	24	21	...	1,154	1,144	...
	Thayetmyo ...	3	2	...	10	8	...	213	88	...
	Bhamo	1	1	75	...
	Sagaing ...	2	3	...	8	5	...	23	255	...
	Lower Chindwin	1	1	55	...
	Meiktila ...	3	3	...	3	3	...	101	65	...
	Myingyan ...	4	6	...	9	9	...	817	606	...
3. Rope-making ...	Total ...	2	4	81
	Rangoon ...	1	2	32
	Insein ...	1	2	49
E. Leather and Bone	...	1	5	77
3. Bone-mills	Rangoon ...	1	5	77
F. Wood—Sawmills and timber-yards.	Total ...	129	4	...	226	4	...	8,780	123	...
	Arahan Division	2	2	100	...
	Rangoon ...	25	2	...	67	2	...	4,164	23	...
	Pegu Division (less Rangoon)*	17	21	464
	Toungoo and Thaton ...	16	16	458
	Irrawaddy Division ...	7	10	286
	Amherst, Salween, Tavoy and Mergui ...	20	53	1,839
	Upper Burma and the Shan States.	45	62	2,712
	Akyab	2	2	100	...
	Rangoon ...	25	2	...	67	2	...	4,164	23	...
	Insein ...	2	2	30
	Tharrawaddy ...	6	7	164

* That is, the Insein, Hanthawaddy, Tharrawaddy, Pegu and Prome districts.

IMPERIAL TABLE XXIIA.—THE SPECIAL INDUSTRIAL CENSUS. PART IIIA.—
Power in establishments deriving it directly from Steam, Oil, Gas or Water—contd.

Description of Establishment.	District.	Number of Establishments employing			Number of Engines.			Total Horse-power.			
		Steam.	Oil.	Gas or Water.	Steam.	Oil.	Gas or Water.	Steam.	Oil.	Gas or Water.	
1	2	3	4	5	6	7	8	9	10	11	
F. Wood—concl. a. Sawmills and timber-yards.	Pegu ...	5	7	172	
	Prome ...	4	5	98	
	Bassein ...	4	6	150	
	Henzada ...	3	4	76	
	Toungoo ...	13	13	367	
	Thaton ...	3	3	91	
	Amherst ...	17	46	1,712	
	Mergui ...	8	4	44	
	Pakokku ...	2	2	30	
	Miñbu ...	1	1	40	
	Mandalay ...	17	27	704	
	Katha ...	1	1	14	
	Shwebo ...	2	2	232	
	Sagaing ...	1	1	43	
	Lower Chindwin ...	2	2	60	
	Meiktila ...	1	1	25	
	Yamethin ...	17	24	549	
	Myingyan ...	1	1	15	
	G. Metals	11	1	1	23	1	1	1,314	9	53
	Rangoon	..	9	1	1	18	1	1	1,228	9	53
Pegu	..	1	3	40	
Mandalay	..	1	2	46	
J. Chemical products	44	22	2	1,893	218	49	30,769	4,869	67	
a. Aerated water factories.	Total	8	4	..	4	9	..	114	337	..	
	Akyab	..	1	1	3	..	
Rangoon	..	2	3	..	4	8	..	114	334	..	
3. Dye-works	Insein	1	1	12	
4. Petroleum refineries.*	Total	19	10	2	1,843	198	49	30,063	4,236	67	
Rangoon	..	1	1	..	4	5	..	66	75	..	
Hanthawaddy	..	5	2	..	517	13	..	6,669	660	..	
Insein	1	2	160	..	
Tharrawaddy	..	1	2	75	
Prome	..	1	11	353	
Thayetmyo	..	1	2	150	
Pakokku	..	1	3	1	30	5	46	50	53	47	
Magwe	..	7	8	..	1,268	175	..	22,626	3,280	..	
Upper Chindwin	..	2	1	1	9	1	3	74	8	20	
5. Bulk-oil installations.	Rangoon	..	1	2	160	..	
6. Chemical, drug and medicine works.	Total	2	1	..	17	1	..	123	5	..	
Rangoon	..	1	1	..	12	1	..	96	5	..	
Insein	..	1	5	27	
7. Vegetable-oil mills.	Total	20	7	..	28	8	..	457	131	..	
Rangoon	..	5	6	68	
Insein	..	4	7	185	
Prome	..	2	3	22	
Henzada	..	1	2	20	
Amherst	1	2	9	..	
Thayetmyo	..	1	1	20	
Pakokku	..	1	6	..	1	6	..	14	122	..	
Mandalay	..	2	2	30	
Lower Chindwin	..	1	1	12	
Myingyan	..	3	5	86	
K. Food	397	14	W-1	703	15	W-1	23,287	112	W-15	
a. Flour mills	Rangoon	3	3	94	

* Pipe-line pumping-stations have been included in J₄ Petroleum refineries.

IMPERIAL TABLE XXIIA.—THE SPECIAL INDUSTRIAL CENSUS. PART IIIA.
Power in establishments deriving it directly from Steam, Oil, Gas or Water—concl'd.

Description of Establishment.	District.	Number of Establishments employing			Number of Engines.			Total Horse-power.		
		Steam.	Oil.	Gas or Water.	Steam.	Oil.	Gas or Water.	Steam.	Oil.	Gas or Water.
1	2	3	4	5	6	7	8	9	10	11
K. 3. Rice mills ...	Total ...	387	13	W-1	662	14	W-1	22,434	108	W-15
	Arakan Division ...	10	4	...	26	4	...	1,518	24	...
	Rangoon ...	50	3	...	169	3	...	9,361	16	...
	Pegu Division (less Rangoon).*	119	3	...	201	4	...	3,777	29	...
	Toungoo and Thaton	32	37	539
	Irrawaddy Division	96	2	...	122	2	...	4,575	24	...
	Amherst, Salween, Tavoy and Mergui.	30	1	...	50	1	...	1,693	7	...
	Upper Burma and the Shan States.	50	...	W-1	57	...	W-1	971	...	W-15
	Akyab	10	4	...	26	4	...	1,518	24	...
	Rangoon	50	3	...	169	3	...	9,361	16	...
	Hanthawaddy	38	1	...	67	1	...	1,844	4	...
	Insein	8	13	326
	Tharrawaddy	40	57	717
	Pegu ...	21	35	507
	Prome ...	18	2	...	29	3	...	383	25	...
	Bassein ...	25	2	...	41	2	...	3,373	24	...
	Henzada	12	14	809
	Myatungmya	25	26	446
	Ma-ubin	11	12	177
	Pyapön	23	29	370
	Toungoo	8	10	135
	Thaton	24	27	404
	Amherst	20	1	...	36	1	...	1,382	7	...
	Tavoy	7	8	231
	Mergui	3	6	86
	Minbu	5	6	86
	Mandalay	21	29	371
	Katha	3	3	44
	Shwebo	15	15	254
	Putao	W-1	W-1	W-15
	Sagaing	2	4	71
	Kyaukse	2	2	23
	Yamethin	3	5	152
5. Dairy farms ...	S. Shan States	...	1	1	12	...
6. Slaughter-houses	Rangoon	1	2	38
8. Breweries and distilleries.	Mandalay	1	6	89
9. Water-works ...	Total	5	30	632
	Rangoon	3	16	323
	Insein	1	6	122
	Prome	1	8	187
N. Building	2	7	118
4. Constructional engineers.	Rangoon	2	7	118
P. Construction of means of transport or communication.	9	4	...	28	21	...	589	360	...
	Akyab	...	1	1	25	...
	Rangoon	5	3	...	14	20	...	246	335	...
	Insein	2	9	250
	Amherst	1	1	20
	Mandalay	1	4	73
Q. Electricity, light and heat-ice factories	6	3	...	26	11	...	535	240	...
	Total	5	2	...	9	2	...	182	64	...
	Rangoon	1	1	...	2	1	...	55	60	...
	Insein	1	1	14
	Pegu	1	1	9
	Bassein	1	1	...	2	1	...	22	4	...
	Mandalay	1	3	22
2. Electric works ...	Rangoon	1	1	...	17	9	...	413	174	...
R. Other Industries	1	3	...	1	6	...	20	56	...
1. Printing ...	Rangoon	1	3	...	1	6	...	20	56	...

* That is, the Insein, Hanthawaddy, Tharrawaddy, Pegu and Prome districts.

477

IMPERIAL TABLE XXIII.—THE SPECIAL INDUSTRIAL CENSUS, PART IIIB.
—Power in establishments using electricity generated on their premises.

Description of Establishment.	Number of Establishments.		Prime Movers.				Electric Power.	
	Total.	Using special engine to drive dynamo.	Steam or Water.*		Oil.		Number of dynamos.	Power in Kilowatts.
			No. of Engines.	Horse-power.	No. of engines.	Horse-power.		
1	2	3	4	5	6	7	8	9
A.—Cultivation for special products—								
4. Rubber ..	3	3	10
Toungoo ..	1	1	6
Thaton ..	1	1	3
Mergui ..	1	1	1
B.—Mines—								
2. Tin and Wolfram mines ..	3	2	S-1 W-3	S-13 W-376	4	135	5	460
Pegu	1	1	10
Tavoy	2	2	S-1 W-3	S-13 W-376	4	135	4	350
3. Silver and Lead mines (N. Shan States) ..	1	1	W-3	W-376	2	2,000	5	8,000
4. Ruby mines (Katha) ..	1	1	W-2	W-600	3	300
D.—Textiles—								
1. Cotton ginning, cleaning and pressing ..	9	11	359
Thayetmyo ..	2	2	13
Sagaing ..	1	1	6
Lower Chindwin ..	1	1	4
Melktila ..	1	1	100
Myingyan ..	4	6	136
E.—Leather and Bone—								
3. Bone mills (Rangoon) ..	1	1	2
F.—Wood—								
2. Sawmills and timber-yards ..	7	5	6	45	18	1,501
Rangoon ..	3	2	2	9	9	1,051
Henzada ..	1	1	5
Amherst ..	3	3	4	36	5	445
J.—Chemical products—								
4. Petroleum refineries † ..	15	12	45	496	4	174	62	826
Rangoon ..	1	1	5	38	1	100	5	52
Hanthawaddy ..	4	3	20	176	2	58	30	538
Insein ..	1	1	8
Tharrawaddy ..	1	1	2	5	2	22
Prome ..	1	1	2	5	2	36
Thayetmyo ..	1	1	2	40	2	22
Pakokku ..	3	3	2	17	1	16	3	17
Magwe ..	2	2	12	215	15	140
Upper Chindwin ..	1	1	1
5. Bulk-oil installations † (Rangoon) ..	1	1	3
6. Chemical, drug and medicine works (Rangoon) ..	1	1	1	5	1	3
7. Vegetable-oil mills (Amherst) ..	1	1	4
K.—Food—								
3. Rice mills ..	127	49	51	556	5	21	146	1,973
Akyab ..	8	8	105
Rangoon ..	35	16	22	277	9	11	49	736
Hanthawaddy ..	12	3	1	6	2	4	14	381
Insein ..	4	4	78
Tharrawaddy ..	18	9	9	47	18	102
Pegu ..	1	1	2
Prome ..	5	1	1	4	5	25
Bassein ..	8	4	5	121	12	200
Henzada ..	3	1	1	6	3	13
Myaungmya ..	5	5	63
Ma-ubin ..	2	1	1	5	1	2
Pyapon ..	8	3	3	22	8	39
Toungoo ..	2	1	1	4	2	10
Thaton ..	3	3	6
Amherst ..	11	8	7	64	1	6	11	76
Tavoy ..	1	1	41
Shwebo ..	1	1	2
6. Slaughter-houses (Rangoon) ..	1	1	10
P.—Construction of means of transport or communication—								
Rangoon ..	7	3	5	27	1	9	15	429
Insein ..	2	1	2	26	3	64
Mandalay ..	2	2	4	1,304	3	890	7	1,535
Q.—Electricity, light and heat—								
2. Electric works (Rangoon) ..	1	1	6	14,750	14	10,954
R.—Other industries—								
2. Goldsmiths, silversmiths and jewellers (Rangoon) ..	1	1	20

* All engines shown in these columns are worked by steam unless marked W.
† Pipe-line pumping stations have been included in J4, Petroleum refineries.

IMPERIAL TABLE XXIIA.—THE SPECIAL INDUSTRIAL CENSUS. PART III.
 —Power in establishments using electricity supplied from outside.

Description of Establishment and district.	Number of Establishments.	Number of motors installed.	Total Horse-power.
I	2	3	4
F. Wood—			
2. Sawmills and timber-yards (Rangoon) ...	1	6	39
G. Metals—			
Rangoon	7	11	74
J. Chemical products—			
7. Vegetable-oil mills	2	2	70
Rangoon	1	1	10
Magwe	1	1	60
K. Food—			
4. Bakeries and confectioneries (Rangoon) ...	1	1	90
9. Water-works (Rangoon)	1	2	50
10. Tobacco, cigar or cigarette factories (Rangoon) ...	1	2	90
P. Construction of means of transport or communication—	14	52	448
Rangoon	13	51	443
Mandalay	1	1	5
Q. Electricity, light and heat—			
8. Electric works (Rangoon)	4	8	61
R. Other industries—			
1. Printing	20	78	278
Rangoon	19	77	275
Mandalay	1	1	3
2. Goldsmiths, silversmiths and jewellers (Rangoon)	1	3	15

PART IV.—Looms in Textile Establishments employing 10 or more persons.

District.	Cotton-weaving Establishments.				Silk-weaving Establishments.			
	Number of Establishments.	Number of looms at work.			Number of Establishments.	Number of looms at work.		
		Worked by power.	Worked by hand.			Worked by power.	Worked by hand.	
			With fly-shuttle.	Without flyshuttle.			With fly-shuttle.	Without flyshuttle.
I	2	3	4	5	6	7	8	9
Total ..	6	...	54	53	5	...	104	68
Mandalay	5	...	104	68
Sagaing	1	20
Lower Chindwin	1	..	16	1
Meiktila	4	...	38	22

APPENDIX TO IMPERIAL TABLE XXIIA.

Skilled and Unskilled Occupations.

The following list of occupations treated as skilled is possibly not complete, but probably no occupations treated as skilled and practised by more than a few persons are omitted. A list is first given of occupations which are found in many groups and classes, a few other occupations being inserted which are peculiar to one group or class and could be shown more shortly in this list. Then some additional occupations are shown for the industries indicated. For further information the relevant article in Part A of Chapter XIII of the Report Volume should be consulted :—

All Industries.	B1. Silver and Lead mines.	G3. Arsenals.
Blacksmith. Bricklayer Boilermaker. Bookbinder. Bucket-maker (metal).	Carriage foreman. Carriage repairer. Pipe foreman. Workshop foreman.	Armourer. Fileman. Melter. Ropemaker.
Carpenter. Carver. Cooper. Coppersmith.	C. Stone Quarries. Blaster.	G4. Machinery and engineering workshops. Carriage examiner. Carriage lifter. Craneman. Motor mechanic. Stone dresser.
Driller. Dyer.	D1. Cotton-ginning, cleaning and pressing. Belting man. Gin lifter.	H2. Brick, tile and fire-brick factories. Brick maker. Brick manufacturer. Brick moulder. Brick-mould maker. Clay moulder. Pipe maker. Pot maker. Tile maker.
Electrician. Electric lineman. Engineer. Engine driver.	D2. Cotton-weaving. Heddle threader. Heddle maker. Spinner. Thread extender.	J4. Petroleum refineries. Motor-boat driver. Oilstillman. Stamp cutter.
Fireman. Fitter. Foreman. Furniture-maker.	D3. Rope-making. Rope maistry. Spinner.	3K. Rice mills. Gunner. Launch driver. Mill foreman. Motor-boat driver. Motor driver.
Latheman. Leather worker.	D4. Silk-weaving. Printer. Weaver.	K10. Cigar factories. Cigar roller.
Mason. Mechanic. Moulder.	E1. Tanneries. Currier. Tanner.	L1. Tailoring works. Cutter. Ironer. Stitcher.
Overseer.	E2. Leather factories. Boot maker. Fleasher. Harness maker. Hood maker. Setter.	L3. Boot and shoe factories. Shoemaker. Solefitter. Sole maker. Upper sewer. Wooden-shoe maker.
Painter. Pattern-maker. Planer. Plater. Plumber. Potter.	F2. Saw mills and timber yards. Gunner. Launch driver.	
Rivetter.	G1. Iron foundries. Iron worker. Machine man.	
Saddler. Sailmaker. Saw sharpener. Sawyer. Serang. Secunni.		
Tailor. Tinsmith. Turner.		
Viceman (= Fitter).		
B1. Petroleum wells. Boiler maistry. Motor-driver. Rod puller.		

- L4. Umbrella factories.**
Coverer.
Cutter.
Handle-maker.
Painter.
- N1. Stone, marble and cement works.**
Engraver.
- P1. Railway works.**
Beltmaker.
Carriage examiner.
Chargeman.
Erector.
Leadburner.
Steam-hammer driver.
- P2. Tramway works.**
Armature winder.
Driver.
Improver.
Roller driver.
Wireman.
- P5. Motor-car works.**
Cushionman.
Hoodman.
Nickelplater.
Vulcanizer.
Welder (with electricity or acetylene).
- P6. Shipyards, etc.**
Driver.
- P7. Telephone system.**
Switchboard fitter.
Telephone fitter.
- Q2. Electric works.**
Lighting Inspector.
- R1. Printing.**
Compositor.
Copper-plate printer.
Draftsman.
Engraver.
Gilder.
Linotype operator.
Lithographer.
Machineman.
- R1. Printing—concl.**
Printer.
Proof-reader.
Punch cutter.
Reviser.
Stereo maker.
Stereo typer.
Type caster.
Type founder.
Type setter.
- R3. Goldsmiths, etc.**
Draftsman.
Engraver.
Jeweller.
Lapidary.
- R4. Photographic studio.**
Developer.
Finisher.
Photographer.
Printer.
- R6. Fan-making.**
Bamboo-work maker.
Fan-maker.
Painter.



IMPERIAL TABLE XXII-B.

The Special Industrial Census (Selected Industries).

- NOTE 1.—This table supplements Imperial Table XXIIA by giving further statistics for the specially important groups or classes of industrial establishments which are listed in column 1 of Part I of the table.
- NOTE 2.—The table is in three parts as follows:—
Part I.—Ownership and management of establishments.
Part II.—Classification and birthplaces of labourers.
Part III.—Duration of residence in Burma of labourers born outside Burma.
Part II is in eleven sections dealing with skilled and unskilled labourers in the classes indicated by the titles of the sections. Part III is also subdivided into two parts IIIA and IIIB for males and females respectively.
- NOTE 3.—All the owners, directors and managers of the establishments shown in Part I of the table are British subjects except as indicated in the footnotes of Part I of Imperial Table XXIIA.
- NOTE 4.—The term *Home Races* includes all Indigenous and Indo-Burman Races, that is races of Groups A to O inclusive and also of Group S of Imperial Table XIII. It differs slightly from the sum of Peoples I to IV and VI by including Mahomedans of indigenous races and those Zerbadis who are neither Mahomedans nor Buddhists (see the appendices to Imperial Table XX).
- NOTE 5.—In column 16 of Part I of the table under the heading *Chinese and Others* all the figures relate to Chinese except the one establishment shown for Class F2. Similarly in column 23 for all except 3 of Class K3 with power and 1 of Group P with power. Column 9 includes only Chinese.
- NOTE 6.—Armenians have been regarded for this table as Europeans.
- NOTE 7.—The complete list of races used in the tabulation in Part II of the table is shown in Section 2 of that part. The terms *Other Hindustanis*, *All other Mahomedans*, *All Others* and all other terms used in Section 2 of Part I have the same meaning throughout the table. In particular the term *Burmese* includes Tavoyans, Merguese, Yanbye, Chaungtha and non Mahomedan Arakanese but not Arakan-Mahomedans nor Zerbadis.
- NOTE 8.—For the definition of *Skilled Occupations* see the appendix to Imperial Table XXIJA on the last two pages before this.
- NOTE 9.—The group *Age under 14* includes all who have not completed 14 years of age; the group *Age 18 or over* includes all who have completed 18 years of age or more.
- NOTE 10.—Persons under 18 years of age have been excluded from column 9 in Part II of the table; they are few and their number is shown in Subsidiary Table IV of Chapter XIII of the Report volume.
- NOTE 11.—Labourers are classified in Part III as *Permanent Residents* if they stated at the time of enumeration that they intended to make their home in Burma for the rest of their lives. The number of years of residence shown is the number of completed years.

IMPERIAL TABLE XXIIb.—THE SPECIAL INDUSTRIAL CENSUS (SELECTED INDUSTRIES).
PART II.—Classification and Birthplaces of Labourers.

Industry, Skill, Occupation and Race.	Total Number	Born in Burma.			Born outside Burma.			See foot-note.	Industry, Skill, Occupation and Race.	Total Number	Born in Burma.			Born outside Burma.			See foot-note.
		Age 18 and over.	Age 14 to 18.	Age under 14.	Age 18 and over.	Age 14 to 18.	Age under 14.				Age 18 and over.	Age 14 to 18.	Age under 14.				
1	2	3	4	5	6	7	8	9	1	2	3	4	5	6	7	8	9
Section 1.—Total Unskilled and Skilled by Sex.									Section 3.—Total Skilled Males by Race—contd.								
Total workers	90,083	20,633	1,435	347	64,547	2,436	685	7,813	Bengali and Chittagonian Mahomedans, Other Bengalis and Chittagonians.	3,380	43	2	...	3,305	10	...	7
Males	87,169	18,935	974	218	64,086	2,383	613	7,485	Oriya
Unskilled	69,977	12,601	830	217	53,401	2,297	631	5,244	Tamil
Skilled	17,222	6,334	144	1	10,655	86	2	2,241	Telugu
Females	2,914	1,698	461	129	411	53	52	328	All other Mahomedans
Unskilled	2,833	1,668	448	129	484	52	52	316	All others
Skilled	51	30	13	...	7	1	...	12									
Section 2.—Total Unskilled Males by Race.									Section 4.—Total Unskilled Females by Race.								
UNSKILLED MALES	69,977	12,601	830	217	53,401	2,297	631	5,244	UNSKILLED FEMALES	2,811	1,608	448	129	484	52	52	310
Home races	13,423	12,053	750	167	448	5	...	5,031	Home races	2,201	1,616	438	117	310
Burmese	11,821	11,042	645	131	4,643	Burmese	1,992	1,410	401	90	287
Arakanese	48	44	4	7	Arakanese	8	8
Zerbadi	216	185	20	7	41	Zerbadi	21	10	10	1	1
Arakan-Mahomedan	3	3	3	Arakan-Mahomedan
Other Home races	1,381	895	79	85	448	5	...	444	Other Home races	284	106	66	20	21
Dans	52	44	10	11	Dans	3	1
Lashi	1	1	1	Lashi	1	1
Malingha	164	23	135	3	...	11	Malingha	3	17	10	8	7
Chin	16	14	2	7	Chin	2	7	15	4	8
Kachin	11	11	10	Kachin
Kadu	2	2	2	Kadu
Shan	830	481	36	12	308	2	...	333	Shan	7
Talaing	28	68	13	7	11	Talaing
Palauing	14	18	12	Palauing
Khamuk	5	5	5	Khamuk
Karen	195	171	17	7	58	Karen
Chinese and Japanese	2,981	74	4	1	2,793	43	4	40	Chinese and Japanese	1
Yunnanese	575	22	517	33	3	21	Yunnanese
Other Chinese	2,366	58	4	1	2,278	10	1	25	Other Chinese
Japanese	Japanese
European	22	22	European
Anglo-Indian	127	66	2	...	58	1	...	41	Anglo-Indian
Indian	53,484	408	74	49	30,078	2,248	627	126	Indian	6	23	10	10	481	58	63	6
Sikh	106	4	100	1	Sikh
Punjab-Mahomedans and Pathans	205	2	3	1	193	3	1	1	Punjab-Mahomedans and Pathans	1
Other Punjabis	276	2	265	8	1	3	Other Punjabis
Hindustani Mahomedans	869	9	4	2	859	12	3	4	Hindustani Mahomedans	1
Other Hindustanis	7,231	24	3	2	6,971	196	35	7	Other Hindustanis	2
Bengali and Chittagonian Mahomedans	59,013	94	7	...	8,702	197	13	25	Bengali and Chittagonian Mahomedans
Other Bengalis and Chittagonians	723	5	689	28	1	2	Other Bengalis and Chittagonians
Oriya	10,719	8	8	2	10,686	478	137	3	Oriya
Tamil	759	92	24	15	603	10	11	37	Tamil
Telugu	22,132	126	21	20	20,206	1,271	419	12	Telugu
All other Mahomedans	110	18	89	1	...	4	All other Mahomedans
All others	1,341	24	1	3	1,273	31	0	6	All others
Section 5.—Total Skilled Males by Race.									Section 6.—Total Unskilled Males in each Industry.								
SKILLED MALES	17,222	6,334	144	1	10,655	86	2	2,241	A1. Rubber cultivation	4,550	439	136	49	3,881	144	170	105
Home races	5,024	5,819	103	1	1	2,049	B1. Petroleum wells	810	379	6	1	227	3	1	72
Burmese	5,513	5,420	92	987	B2. Tin and Wolfram mines	3,147	590	33	18	2,765	9	3	122
Arakanese	49	40	7	B3. Silver and Lead mines	3,304	482	36	13	2,786	195	19	318
Zerbadi	201	201	9	101	B4. Ruby mines	796	267	17	...	507	5	...	263
Arakan-Mahomedan	3	2	1	2	B5. Other mines	82	45	4	...	32	1	...	3
Other Home races	106	101	1	1	60	F2. Sawmills and timber-yards	1,400	1,493	150	10	7,236	503	92	368
Dans	1	1	1	G. Metals	1,054	111	39	15	817	21	20	28
Malingha	1	1	1	J4. Petroleum refineries	25,559	6,268	219	14	17,040	860	238	3,449
Kachin	1	1	1	K3. Rice mills	1,858	1,861	183	41	13,822	298	82	432
Kadu	1	1	1	P. Construction of means of transport or communication	4,521	158	42	4	3,915	141	12	77
Shan	35	35	27	Total	69,977	2,601	830	217	54,091	2,297	611	5,244
Talaing	10	10	3	Section 7.—Total Skilled Males in each Industry.								
Palauing	1	1	1	A4. Rubber cultivation	66	37	29	11
Karen	55	53	1	1	21	B1. Petroleum wells	142	115	27	41
Chinese and Japanese	1,128	71	1,050	1	...	21	B2. Tin and Wolfram mines	201	75	106	49
Yunnanese	4	B3. Silver and Lead mines	552	120	2	...	430	116
Other Chinese	1,122	71	1,050	1	...	21	B4. Ruby mines	91	78	13	77
Japanese	2	B5. Other mines
European	19	18	1	F2. Sawmills and timber-yards	2,600	1,255	8	...	1,335	8	...	288
Anglo-Indian	282	167	14	...	92	9	...	81	G. Metals	1,142	403	22	2	553	9	1	188
Indian	9,849	277	27	...	9,468	78	2	57	J4. Petroleum refineries	4,672	1,458	17	...	3,172	34	1	849
Sikh	90	5	84	1	...	3	K3. Rice mills	1,847	701	10	...	1,136	6	...	819
Punjab-Mahomedans and Pathans	150	3	3	...	144	2	P. Construction of means of transport or communication	5,902	2,032	88	...	3,740	41	...	466
Other Punjabis	464	6	2	...	460	6	...	3	Total	17,222	6,334	144	1	10,655	86	2	2,241
Hindustani Mahomedans	243	7	1	...	235	3									
Other Hindustanis	1,521	26	2	...	1,489	9	1	14									

Column 2 shows the number of age 18 or over who were born in Burma outside the district in which they were employed at the time of the Census

IMPERIAL TABLE XXII B.—THE SPECIAL INDUSTRIAL CENSUS (SELECTED INDUSTRIES).
PART II.—Classification and Birthplaces of Labourers—continued.

Industry, Skill, Occupation and Race.	Total Number	Born in Burma.			Born outside Burma.			Sex females.	Industry, Skill, Occupation and Race.	Total Number	Born in Burma.			Born outside Burma.			Sex females.
		Age 18 and over.	Age 14 to 18.	Age under 14.	Age 18 and over.	Age 14 to 18.	Age under 14.				Age 18 and over.	Age 14 to 18.	Age under 14.	Age 18 and over.	Age 14 to 18.	Age under 14.	
1	2	3	4	5	6	7	8	9	1	2	3	4	5	6	7	8	9
Section 8.—Total Unskilled Females in each Industry.																	
A4. Rubber cultivation ...	875	B. Petroleum Wells ...	928	694	6	2	284	113
B1. Petroleum wells ...	92	78	11	3	193	18	20	56	All Unskilled Occupations	816	579	6	1	227	71
B2. Tin and Wolfram mines ...	238	157	23	40	12	3	3	16	Burmese ...	566	559	6	1	70
B3. Silver and Lead mines ...	8	5	1	2	4	Other Home races ...	9	9	2
B5. Other mines ...	6	4	Sikh ...	3
B9. Sawmills and timber-yards ...	270	216	44	10	66	Punjabi Mahomedans and Pathans ...	3
J4. Petroleum refineries ...	353	291	51	5	6	104	Other Punjabis ...	4
K3. Rice mills ...	981	822	121	18	267	26	27	66	Hindustani Mahomedans ...	24
P. Construction of means of transport or communication, Total ...	2,813	1,668	448	129	484	58	51	316	Other Hindustanis ...	59
Section 9.—Total Skilled Females in each Industry.																	
P. Construction of means of transport or communication (P-4 Telephone system).	51	30	11	...	7	1	...	12	Bengali and Chittagonian Mahomedans ...	7
Section 10.—Male Labourers of each selected Industry by Race and Occupation.																	
A4. Rubber Cultivation	4,625	286	226	49	2,420	244	170	126	Black-smith—Burmese ...	1	1
All Unskilled Occupations	4,859	290	126	49	3,381	344	170	108	Boiler-maker—Telugu	1
Burmese ...	469	241	92	36	69	Carpenter—Burmese ...	67	67
Zerbadi ...	9	7	2	3	Driller—Burmese ...	10	10
Other Home races ...	138	104	23	8	24	Engine-driver—Burmese ...	11	7
Chinese ...	7	1	6	Indians ...	7	7
Anglo-Indian ...	1	1	Indians ...	4
Sikh ...	1	1	Fireman ...	27	6
Punjabi Mahomedans and Pathans ...	1	1	Burmese ...	6	6
Other Punjabis ...	4	4	Indians ...	21
Hindustani Mahomedans ...	15	15	Filter ...	10	9
Other Hindustanis ...	40	40	Burmese ...	9	9
Bengali and Chittagonian Mahomedans ...	20	3	1	...	15	1	Oriya ...	1
Other Bengalis and Chittagonians ...	1	1	Motor-driver—Burmese	1	1
Oriya ...	1,237	3	2	1	1,230	138	57	1	Rod-puller—Burmese	14	14
Tamil ...	7	3	3	4	Ba. Tin and Wolfram Mines.								
Telugu ...	2,065	11	3	...	1,734	204	113	6	All Unskilled Occupations	3,447	289	33	48	2,765	9	3	122
All other Mahomedans	3	2	5	1	Burmese ...	544	481	25	38	102
All others ...	11	4	1	...	5	1	Zerbadi ...	4	4	8
All Skilled Occupations	66	17	39	11	Other Home races ...	92	78	6	8	11
Burmese ...	38	28	7	Chinese ...	1,904	6	1	1	1,985	1
Zerbadi ...	3	3	Punjabi Mahomedans and Pathans ...	39
Other Home races ...	3	Other Punjabis ...	21
Chinese ...	8	2	Hindustani Mahomedans ...	17
Anglo-Indian ...	1	2	6	1	Other Hindustanis ...	46
Bengali and Chittagonian Mahomedans ...	17	1	16	Bengali and Chittagonian Mahomedans ...	32
Tamil ...	1	1	Other Bengalis and Chittagonians ...	20
Telugu ...	5	5	Oriya ...	301
All other Mahomedans	1	1	Tamil ...	11	1
Carpenter ...	18	10	9	6	Telugu ...	80	3
Burmese ...	18	18	5	All others ...	253	16	1	1	233	2	2	8
Chinese ...	7	1	6	1	All Skilled Occupations...	201	75
Indians ...	3	3	Burmese ...	71	71
Engineer—Bengali and Chittagonian Mahomedans ...	1	1	Zerbadi ...	2	2
Engine-driver ...	16	9	7	3	Other Home races ...	1	1
Home races ...	8	8	Chinese ...	37	1
Chinese ...	1	1	European ...	1
Bengali and Chittagonian Mahomedans ...	7	7	Anglo-Indian ...	1
Fireman ...	5	1	4	Punjabi Mahomedans and Pathans ...	3
Burmese ...	1	1	Other Punjabis ...	13
Indians ...	4	4	Hindustani Mahomedans ...	1
Fitter ...	10	7	3	Other Hindustanis ...	15
Home races ...	5	5	Bengali and Chittagonian Mahomedans ...	39
Anglo-Indian ...	1	1	Other Bengalis and Chittagonians ...	1
Indians ...	4	1	3	Oriya ...	10
Serang—Bengali and Chittagonian Mahomedans ...	1	1	Tamil ...	1
Secundi—Bengali and Chittagonian Mahomedans ...	2	2	Telugu ...	5
Tinsathi—Burmese ...	1	1	All other Mahomedans	1

Column 9 shows the number of age 18 or over who were born in Burma outside the district in which they were employed at the time of the Census.

IMPERIAL TABLE XXII B.—THE SPECIAL INDUSTRIAL CENSUS (SELECTED INDUSTRIES).
PART II.—Classification and Birthplaces of Labourers—continued.

Industry, Skill, Occupation and Race.	Total Number	Born in Burma.			Born outside Burma.			Total	Industry, Skill, Occupation and Race.	Total Number	Born in Burma.			Born outside Burma.			Total
		Age 18 and over.	Age 14 to 18.	Age under 14.	Age 18 and over.	Age 14 to 18.	Age under 14.				Age 18 and over.	Age 14 to 18.	Age under 14.	Age 18 and over.	Age 14 to 18.	Age under 14.	
1	2	3	4	5	6	7	8	9	1	2	3	4	5	6	7	8	9
B2. Tin and Wolfram Mines—concld.									B3. Silver and Lead Mines—concld.								
Blacksmith ...	19	8	14	5	Boiler-maker—Indians ...	5	3
Burmese ...	8	5	3	Carpenter ...	115	48	73	39
Chinese ...	3	Burmese ...	30	10	31
Indians ...	18	12	Chinese ...	39	6	28	6
Carpenter ...	47	24	31	18	Anglo-Indian
Home races ...	24	24	18	Indians ...	49	49
Chinese ...	20	20	Carrriage-repairer—Other Punjabis.	1	1
Other Hindustanis ...	3	3	Driller—Indians ...	4	4
Driller—Bengali and Chittagonian Mahomedans.	3	3	Electrician—Anglo-Indian	3	1	3
Engineer—European ...	1	1	Engine-driver	52	5	47	5
Engine-driver	28	8	20	4	Other Home races ...	8	5	5
Burmese ...	5	5	4	Chinese ...	1
Indians ...	20	20	European ...	1	1
Fireman ...	8	1	7	Anglo-Indian	1
Burmese ...	1	1	Indians ...	9	9
Indians ...	7	7	Fireman—Other Punjabis	2	2
Filter	53	26	37	17	Foreman—Other Punjabis	1	1
Home races ...	26	26	17	Mason	28	8	20	8
Chinese ...	2	Other Home races	8	8	8
Indians ...	28	28	Indians ...	20	20
Mason—Other Hindustanis.	3	3	Painter—Indians ...	2	2
Mechanic ...	3	3	Rivetter—Indians ...	28	1	27	1
Chinese ...	2	2	Tinsmith—All others ...	1	1
Other Punjabis ...	1	1	Turner ...	27	5	18	5
Overseer ...	7	3	5	1	Burmese	4	4	4
Burmese ...	1	1	1	Anglo-Indian	1	1	1
Chinese ...	3	1	1	Indians ...	12	12
Anglo-Indian	1	1									
Indians ...	3	3									
Rivetter ...	21	21									
Chinese ...	9	9									
Indians ...	12	12									
Sawyer—Burmese ...	10	10	2									
Turner—Burmese ...	2	2	2									
B3. Silver and Lead Mines.	2,276	602	38	23	1,120	205	19	444	B4. Ruby Mines	887	345	17	...	200	8	...	340
All Unskilled Occupations	2,364	482	36	13	2,709	108	19	328	All Unskilled Occupations	796	267	17	...	207	8	...	203
Burmese ...	108	100	4	1	98	Burmese ...	87	81	6	82
Zerbadi ...	7	3	Other Home races ...	516	183	10	...	131	3	...	180
Other Home races ...	501	338	30	8	182	8	...	17	Chinese ...	72	1	70	1	...	1
Chinese ...	601	37	536	34	4	26	Punjabi Mahomedans	3	2
European ...	1	1	European ...	4	4
Anglo-Indian	15	7	8	7	Other Punjabis	6	6
Punjabi Mahomedans and Pathans.	13	13	Hindustani Mahomedans.	14	12
Other Punjabis	150	149	6	1	...	Other Hindustanis ...	2	2
Hindustani Mahomedans.	70	2	1	...	66	1	...	2	Other Bengalis and Chittagonians.	3	3
Other Hindustanis	89	88	1	All Skilled Occupations ...	91	78	13	77
Bengali and Chittagonian Mahomedans.	182	176	5	Burmese ...	51	31	50
Other Bengalis and Chittagonians.	42	38	4	Zerbadi ...	6	6	6
Oriya ...	1,081	1,033	36	12	...	Other Home races ...	18	15	15
Tamil ...	33	3	1	...	29	3	Chinese ...	4	1	3	1
Telugu ...	4	1	3	1	European ...	1	1	1
All other Mahomedans	401	444	15	2	...	Anglo-Indian	3	1	2	1
All others ...	401	444	15	2	...	Punjabi Mahomedans and Pathans.	2	1	1	1
All Skilled Occupations...	552	120	2	...	430	116	Other Punjabis	3	1	2	1
Burmese ...	97	90	1	87	Hindustani Mahomedans.	3	1	2	1
Zerbadi ...	4	4	4	Other Hindustanis ...	1	1
Other Home races ...	13	12	1	11	All others	4	1	3	1
Chinese ...	38	6	27	6	Blacksmith ...	6	3	3	3
European ...	1	1	1	Burmese ...	2	2	2
Anglo-Indian	20	5	1	...	14	5	Indians ...	4	1	3	1
Punjabi Mahomedans and Pathans.	18	18	Carpenter ...	14	12	11
Other Punjabis	121	121	Burmese ...	11	11	11
Hindustani Mahomedans.	14	14	Chinese ...	3	3
Other Hindustanis ...	37	37	Electrician—Shan	1	1	1
Bengali and Chittagonian Mahomedans.	50	1	49	1	Engine-driver	6	5	1	4
Other Bengalis and Chittagonians.	38	1	37	1	Home races	5	5	4
Oriya ...	28	28	Indians ...	1	1
Tamil ...	13	1	12	1	Filter ...	44	39	5	30
Telugu ...	1	1	Home races	30	36	1
All other Mahomedans	2	2	Anglo-Indian	1	1	1
All others ...	31	31	Indians ...	7	8	5	8
Blacksmith	48	9	36	9	Foreman—European	1	1
Burmese ...	9	9	9	Moulder—Home races	10	10	10
Indians ...	39	37									

Column 9 shows the number of age 18 or over who were born in Burma outside the district in which they were employed at the time of the Census.

IMPERIAL TABLE XXII B.—THE SPECIAL INDUSTRIAL CENSUS (SELECTED INDUSTRIES).
PART II.—Classification and Birthplaces of Labourers—continued.

Industry, Skill, Occupation and Race.	Total Number	Born in Burma.			Born outside Burma.			See footnote.	Industry, Skill, Occupation and Race.	Total Number	Born in Burma.			Born outside Burma.			See footnote.
		Age 18 and over.	Age 14 to 18.	Age under 14.	Age 18 and over.	Age 14 to 18.	Age under 14.				Age 18 and over.	Age 14 to 18.	Age under 14.				
1	2	3	4	5	6	7	8	9	1	2	3	4	5	6	7	8	9
B4. Ruby Mines—concld.									F5. Sawmills and Timber-yards—concld.								
Tinsmith—Burmese ...	1	1	1	Engine-driver	221	37	184
Turner ...	8	8	8	Home races	34	34
Burmese ...	6	6	6	Chinese	2
Chinese ...	1	1	1	Indians	188	3	182
All others ...	1	1	1	Fireman	128	17	111
									Home races	10	10
									Indians	118	7	111
B5. Copper, Steatite and Coal Mines.									Fitter	208	168	40
All Unskilled Occupations	82	45	4	...	34	1	...	2	Home races	167	163	35
Burmese	47	43	4	Anglo-Indian	1	39
Other Home races	2	2	Indians	44	4	40
Hindustani Mahomedans	1	1	Foreman—Indians	2	2
All others	31	31	1	Gunner	223	157	65	2	...	55
									Home races	152	152	54
									Chinese	5	1
									Indians	66	1	64	1
F5. Sawmills and Timber-yards.	12,050	2,748	161	20	8,571	507	92	656	Lanuch-driver—Bengali and Chittagonian Mahomedans.	1	1
All Unskilled Occupations	9,140	1,491	156	10	7,230	501	58	368	Moulder	13	12	1	1
Arakan Division	26	13	13	Burmese	12	1
Rangoon	4,790	106	10	...	4,809	398	72	50	Telugu	1	1
Pegu Division (less Rangoon)	473	87	5	4	363	8	70	31	Planer	40	31	1	...	8	9
Irrawaddy Division	78	22	56	Home races	30	29	1
Amherst, Salween, Tavoy and Mergui	2,697	305	35	3	2,270	05	13	40	Chinese	4	3
Upper Burma and the Shan States	1,226	960	100	8	355	2	1	227	Indians	6	5	1
Burmese	1,497	1,189	111	7	343	Riveter—Indians	2	2
Zerbadi	47	36	5	1	1	Sail-maker—Bengali and Chittagonian Mahomedans.	1	1
Other Home races	53	46	2	...	5	18	Saw-sharpener	123	64	2	...	57	12
Chinese	31	3	1	...	27	2	Home races	64	2	12
Anglo-Indian	1	1	Indians	59	2	57
Sikh	4	4	Sawyer	1,261	512	748	4	...	78
Punjabi Mahomedans and Pathans	14	14	Home races	471	471	78
Other Punjabis	1	1	Chinese	18	12
Hindustani Mahomedans	58	58	Indians	775	38	733	4
Other Hindustanis	644	2	1	...	646	41	14	...	Serang	20	1	19
Bengali and Chittagonian Mahomedans	654	47	4	...	613	6	1	...	Karun	1
Other Bengalis and Chittagonians	29	29	Indians	19	19
Oriya	949	1	4	...	895	38	11	1	Secunni—Bengali and Chittagonian Mahomedans.	2	2
Tamil	70	71	Turner	35	26	9	2
Telugu	5,487	8	7	2	4,922	416	66	3	Burmese	20	20	2
All other Mahomedans	4	3	1	1	Indians	75	6	9
All others	10	10									
All Skilled Occupations	2,900	1,255	5	...	1,615	5	...	288	G. Metal Industries	2,223	606	62	26	1,690	30	30	158
Arakan Division	10	6	4	All Unskilled Occupations	1,084	147	39	15	837	31	29	25
Rangoon	1,159	128	3	...	804	5	...	158	Burmese	143	103	54	6	17
Pegu Division (less Rangoon)	94	30	50	15	Zerbadi	17	14	3	1
Irrawaddy Division	64	31	33	5	Other Home races	1	1
Amherst, Salween, Tavoy and Mergui	711	321	330	28	Chinese	7	7
Upper Burma and the Shan States	573	403	2	...	168	82	Anglo-Indian	3	3
Burmese	1,094	1,089	5	259	Sikh	7	5
Zerbadi	70	70	15	Punjabi Mahomedans and Pathans.	4	4
Other Home races	18	18	5	Other Punjabis	1	1
Chinese	72	14	58	5	Hindustani Mahomedans	79	79
Anglo-Indian	2	2	1	Other Hindustanis	152	1	145	2	4	1
Other Punjabis	1	1	1	Bengali and Chittagonian Mahomedans.	90	2	1	...	78	7	2	1
Hindustani Mahomedans	5	1	4	1	Other Bengalis and Chittagonians.	22	19	2
Other Hindustanis	57	56	1	Oriya	54	51	...	3	...
Bengali and Chittagonian Mahomedans	304	11	293	2	Tamil	151	16	97	3	7	1
Other Bengalis and Chittagonians	18	3	15	Telugu	370	3	1	1	347	5	18	...
Oriya	40	39	1	All other Mahomedans	2	1
Tamil	16	0	7	All others	1	1
Telugu	912	38	871	3	All Skilled Occupations	1,149	40	22	1	683	9	1	121
All others	1	1	Burmese	574	362	72	81
Blacksmith	84	51	1	...	32	18	Zerbadi	34	34	10
Home races	52	51	1	15	Other Home races	9	7	1	1	1
Chinese	1	1	Chinese	74	4	70	1
Indians	31	31	European	1	1
									Anglo-Indian	34	18	16
									Sikh	8	1	7
									Punjabi Mahomedans and Pathans.	19	17
									Other Punjabis	20	20
									Hindustani Mahomedans	58	2	53
									Other Hindustanis	92	2	87
									Bengali and Chittagonian Mahomedans.	88	1	84	3

Column 9 shows the number of age 18 or over who were born in Burma outside the district in which they were employed at the time of the Census.
* That is the Iusein, Hanthawaddy, Tharawaddy, Pegu and Prome districts.

IMPERIAL TABLE XXIIb.—THE SPECIAL INDUSTRIAL CENSUS (SELECTED INDUSTRIES).
PART II.—Classification and Birthplaces of Labourers—continued.

Industry, Skill, Occupation and Race.	Total Number	Born in Burma.			Born outside Burma.			Sex females.	Industry, Skill, Occupation and Race.	Total Number	Born in Burma.			Born outside Burma.			Sex females.								
		Age 18 and over.	Age 14 to 18.	Age under 14.	Age 18 and over.	Age 14 to 18.	Age under 14.				Age 18 and over.	Age 14 to 18.	Age under 14.	Age 18 and over.	Age 14 to 18.	Age under 14.									
1	2	3	4	5	6	7	8	9	1	2	3	4	5	6	7	8	9								
G. Metal Industries—contd.																									
Other Bengalis and Chittagoians ..	49	6	41	1	Rope-maker—Indians ..	5	5								
Tamil ..	157	16	4	...	113	3	...	8	Sawyer—Indians ..	6	1	5	1								
Oriya ..	47	3	41	1	Straug—Indians ..	1	1								
Telugu ..	59	3	3	...	52	1	1	1	Stone-dresser—Indians ..	2	2								
All other Mahomedans ..	6	3	3	2	Tailor—Indians ..	18	1	17								
All others ..	13	13	Tinsmith ..	37	10	3	...	6	3								
Armourer ..	42	3	7	...	28	4	...	1	Burmese ..	18	17	1	3								
Other Home races ..	3	2	1	Zerbadi ..	2								
Indians ..	49	1	7	...	28	4	...	1	Indians ..	7	...	1	...	6								
Blacksmith ..	96	8	88	2	Turner ..	101	50	1	1	48	7	...	10								
Burmese ..	4	4	2	Home races ..	43	41	1	1	8								
Chinese ..	32	32	Chinese ..	1	1								
Indians ..	60	4	56	Indians ..	89	0	47	3	...	2								
Boilermaker ..	40	5	1	...	34	J4. Petroleum Refineries.*									30,931	7,793	936	34	22,128	892	224	4,908
Home races ..	6	5	1	All Unskilled Occupations									25,559	6,705	219	34	17,040	868	233	3,447
Chinese ..	5	Burmese ..	6,343	6,129	191	23	2,327								
Indians ..	25	Zerbadi ..	40	36	4	33								
Bookbinder—Indian ..	1	1	Other Home races ..	11	5	8	1	3								
Bucket-maker ..	15	18	1	...	1	Chinese ..	24	9	15	8								
Burmese ..	14	12	2	European ..	21	21								
Ingla ..	1	Anglo-Indian ..	51	28	2	...	20	1	...	22								
Carpenter ..	107	74	1	...	12	34	Sikh ..	17	16	1								
Other Home races ..	72	71	1	33	Punjabi Mahomedans ..	72	2	2	2	66	1	...	1								
Chinese ..	18	2	14	1	and Pathans ..	62	60	1	...	1								
Indians ..	20	2	18	Hindustani Mahomedans ..	412	1	...	1	400	8	...	1								
Carrage-examiner—Indians ..	4	4	Other Hindustanis ..	3,449	8	...	1	3,305	119	16	4								
Carrage-lifter—Indians ..	7	7	Bengali and Chittagoian Mahomedans ..	1,666	7	1	...	1,628	31	8	7								
Coppersmith—Indians ..	6	6	Other Bengalis and Chittagoians ..	144	3	140	1	...	3								
Craneman—Indians ..	5	5	Oriya ..	5,348	4	1	1	5,999	218	27	1								
Driller—Indians ..	4	4	Tamil ..	146	22	12	...	107	8	2	17								
Engine-driver ..	50	1	49	Telugu ..	7,443	5	1	3	6,785	477	173	9								
European ..	9	1	All other Mahomedans ..	23	3	20								
Anglo-Indian ..	1	1	All others ..	287	2	...	2	270	11	8	3								
Indians ..	40	40	All Skilled Occupations ..									4,672	1,458	17	...	3,178	24	1	849
Fileman—Indians ..	10	2	7	1	...	2	Burmese ..	1,374	1,301	18	793								
Fitterman ..	32	8	27	4	Zerbadi ..	28	27	1	9								
Zerbadi ..	1	1	Other Home races ..	5	5	5								
Anglo-Indian ..	4	4	Chinese ..	28	6	21	1	...	1								
Indians ..	27	27	European ..	9	9								
Filter ..	281	125	3	...	152	1	...	39	Anglo-Indian ..	41	28	13	28								
Home races ..	105	105	2	30	Sikh ..	14	14								
Chinese ..	5	3	2	1	Punjabi Mahomedans ..	43	43								
Anglo-Indian ..	18	12	6	6	and Pathans ..	154	181	3								
Indians ..	153	7	1	...	144	1	...	2	Hindustani Mahomedans ..	39	1	38	1								
Foreman ..	6	1	5	Other Hindustanis ..	450	2	448	4	2	1								
Burmese ..	1	1	Bengali and Chittagoian Mahomedans ..	1,396	8	1	...	1,377	10	...	3								
Anglo-Indian ..	1	1	Other Bengalis and Chittagoians ..	188	1	127	1								
Indians ..	4	4	Oriya ..	120	119	1								
Iron-worker ..	4	3	1	Tamil ..	50	18	1	...	37	7								
Burmese ..	3	3	Telugu ..	517	6	1	...	505	8	...	4								
Anglo-Indian ..	1	1	All other Mahomedans ..	4	4	1								
Letheman—Indian ..	1	1	All others ..	42	42								
Leather-sewer—Indians ..	14	3	11	3	Blacksmith ..									183	113	68	55
Machineman—Home races ..	19	17	2	Burmese ..	115	115	49								
Mason—Indian ..	1	1	Indians ..	68	3	65	3								
Melter—Indians ..	7	7	Boilermaker ..	46	20	26	11								
Motor-mechanic—Indian ..	1	1	1	Burmese ..	19	19	10								
Moulder ..	159	120	3	...	16	10	Indians ..	27	1	26	1								
Home races ..	118	118	3	10	Bricklayer—Indians ..									167	167
Chinese ..	7	7	10	Burmese ..	890	888	2	411								
Anglo-Indian ..	1	1	Chinese ..	588	586	2	412								
Indians ..	33	4	29	Indians ..	239	23								
Painter—Indians ..	20	2	3	2	Cooper—Indians ..	98	98	2	1	...								
Pattern-maker—Burmese ..	1	1	1	Coppersmith—Indians ..	5	4	1								
Plater ..	30	8	23	2	Driller—Burmese ..	7	7								
Burmese ..	7	7	3	Electrician ..	10	6	1	...	3	3								
Chinese ..	4	4	Burmese ..	5	5								
Indians ..	19	1	18	Zerbadi ..	1								
Rivetter ..	38	1	30	...	1	...	Chinese ..	8								
Zerbadi ..	1	1	Indians ..	2	1								
Chinese ..	1	1	Engineer—Burmese ..	4	4								
Indians ..	30	29	...	1	...																	

Column 9 shows the number of age 18 or over who were born in Burma outside the district in which they were employed at the time of the Census.
* Pipe-line pumping-stations are also included here.

IMPERIAL TABLE XXII B.—THE SPECIAL INDUSTRIAL CENSUS (SELECTED INDUSTRIES).
PART II.—Classification and Birthplaces of Labourers—continued.

Industry, Skill, Occupation and Race.	Total Number	Born in Burma.			Born outside Burma.			Sex (Males).	Industry, Skill, Occupation and Race.	Total Number	Born in Burma.			Born outside Burma.			Sex (Males).
		Age 18 and over.	Age 14 to 18.	Age under 14.	Age 18 and over.	Age 14 to 18.	Age under 14.				Age 18 and over.	Age 14 to 18.	Age under 14.	Age 18 and over.	Age 14 to 18.	Age under 14.	
1	2	3	4	5	6	7	8	9	1	2	3	4	5	6	7	8	9
K3. Rice-mills—contd.									P. Construction of means of transport or communication—contd.								
Mechanic ...	9	2	7	Boilermaker ...	263	67	193	4
Burmese ...	3	2	Burmese ...	63	63
Indians ...	7	7	Chinese ...	31
Mill-foreman ...	18	18	14	Anglo-Indian ...	1
Burmese ...	17	17	Indians ...	108	1	163	4
Anglo-Indian ...	1	1	Carpenter ...	1,305	746	11	...	545	3	...	170
Indians ...	14	14	Home races ...	730	720	10	105
Motor-driver ...	5	4	1	Chinese ...	320	318
Burmese ...	3	3	Anglo-Indian ...	1
Bengali and Chittagonian Mahomedans.	2	1	1	Indians ...	245	14	1	...	227	3	...	4
Motor-boat-driver ...	2	1	1	Carriage-examiner ...	16	1	15
Burmese ...	1	1	Burmese ...	1	1
Bengali and Chittagonian Mahomedans.	1	1	Indians ...	15
Moulder—Burmese ...	1	1	Chargeman ...	14	5	9	5
Rivetter—Telugu ...	1	1	Burmese ...	1	1
Sawyer ...	7	5	2	Chinese ...	1	1
Burmese ...	4	4	Anglo-Indian ...	7	5
Telugu ...	3	2	Indians ...	5	1	4
Serang—Indians ...	15	15	Coppersmith ...	17	3	14
Tinsmith—Burmese ...	4	4	Burmese ...	2	2
Turner ...	20	17	1	...	11	Indians ...	15	1	14
Home races ...	15	15	11	Cashon-man—Other Hindustanis.	5	5
Indians ...	14	2	1	...	11	Draftsman ...	3	1	2
P. Construction of means of transport or communication.									P. Construction of means of transport or communication.								
All Unskilled Occupations	4,522	385	49	4	3,985	141	32	77	Driver ...	208	83	125	7
Burmese ...	306	277	27	2	Home races ...	54	34	8
Zerbadi ...	88	18	4	Chinese ...	3	2
Other Home races ...	1	1	European ...	1
Chinese ...	98	7	2	...	96	3	Anglo-Indian ...	28	18	10
Anglo-Indian ...	26	26	Indians ...	123	9	114
Arakan Mahomedans.	45	3	42	Electrician ...	49	30	19	8
Sikh ...	56	2	53	1	Home races ...	24	24
Punjabi Mahomedans and Pathans.	49	47	2	Chinese ...	19	3	16	4
Other Punjabis	14	1	13	Anglo-Indian ...	2	1	1
Hindustani Mahomedans.	109	4	2	1	99	2	1	1	Indians ...	8	2	6
Other Hindustanis	869	11	3	...	843	14	Electric Linesman—Indians.	20	20
Bengali and Chittagonian Mahomedans.	881	5	866	10	Engineer ...	110	83	7	...	16	34
Other Bengalis and Chittagonians.	17	1	14	2	Home races ...	38	36	2	16
Oriya ...	720	678	38	14	...	Chinese ...	1
Tamil ...	87	56	7	European ...	1
Telugu ...	1,774	8	4	1	1,684	61	17	6	Anglo-Indian ...	55	48	5	...	4	17
All other Mahomedans	10	3	15	1	Indians ...	8	3	4
All others ...	103	1	102	Erector ...	3	1	2
All Skilled Occupations...									All Skilled Occupations...								
Burmese ...	2,002	2,032	88	...	3,670	43	...	466	Fireman ...	112	18	94	8
Zerbadi ...	1,714	1,661	53	330	Home races ...	8	7
Arakan Mahomedans	112	105	7	32	Chinese ...	1
Other Home races ...	2	1	1	1	European ...	1
Chinese ...	17	17	15	Anglo-Indian ...	5
Japanese ...	413	29	384	9	Indians ...	98	6	92	4
European ...	14	Filter ...	1,563	464	75	...	1,079	68	...	134
Anglo-Indian ...	14	13	1	Home races ...	414	406	8	104
Sikh ...	176	109	13	...	45	9	...	39	Chinese ...	14	7	7	4
Punjabi Mahomedans and Pathans.	63	4	60	1	...	3	Japanese ...	1
Other Punjabis	154	5	144	1	European ...	1
Hindustani Mahomedans.	113	2	110	3	...	2	Anglo-Indian ...	40	33	4	...	13	10
Other Hindustanis	850	10	3	...	825	4	...	4	Indians ...	1,009	28	3	...	1,057	4	...	16
Bengali and Chittagonian Mahomedans.	631	8	612	11	...	1	Foreman ...	14	6	7	4
Other Bengalis and Chittagonians.	105	9	1	...	155	Burmese ...	1	1
Oriya ...	645	1	640	4	Chinese ...	1
Tamil ...	320	30	3	...	282	6	...	17	Anglo-Indian ...	11	4	7
Telugu ...	366	20	4	...	340	3	...	6	Gunner—Anglo-Indian ...	1	1
All other Mahomedans	30	3	26	1	...	1	Hoodman—Telugu ...	1	1
All others ...	51	8	43	Improver ...	7	3	4
Armature-winder ...	8	6	2	Burmese ...	2	2
Burmese ...	7	5	2	Indians ...	5	1	4
Anglo-Indian ...	1	1	Iron-worker—Indians ...	20	20
Bit-maker ...	1	1	Latheman ...	6	1	5
Other Hindustanis ...	1	1	Burmese ...	1	1
Blacksmith ...	279	29	250	5	Indians ...	5	5
Home races ...	25	18	4	Lead-burner—Tamil ...	1	1
Chinese ...	18	12	Leather-sewer ...	9	3	6
Anglo-Indian ...	1	1	Burmese ...	2	2
Indians ...	241	4	237	1	Indians ...	7	1	6

Column 9 shows the number of age 18 or over who were born in Burma outside the district in which they were employed at the time of the Census.

IMPERIAL TABLE XXII B.—THE SPECIAL INDUSTRIAL CENSUS (SELECTED INDUSTRIES).
PART II.—Classification and Birthplaces of Labourers—concluded.

Industry, Skill, Occupation and Race.	Total Number	Born in Burma.			Born outside Burma.			See foot-note.	Industry, Skill, Occupation and Race.	Total Number	Born in Burma.			Born outside Burma.			See foot-note.			
		Age 18 and over.	Age 14 to 18.	Age under 14.	Age 18 and over.	Age 14 to 18.	Age under 14.				Age 18 and over.	Age 14 to 18.	Age under 14.							
1	2	3	4	5	6	7	8	9	1	2	3	4	5	6	7	8	9			
P. Construction of means of transport or communication—concld.									Section 11.—Female Labourers of each selected Industry by Race and Occupation.											
Machineman	94	28	65	1	...	5	A4. Rubber cultivation.	All Unskilled Occupations	878	390	197	51	193	18	...	56		
Burmese	28	28	5			Burmese	400	282	147	31	11	
Indians	66	65	1			Zerbadi	12	5	6	1	
Mason—Hindustani Mahomedans.	2	2	B1. Petroleum wells.	All Unskilled Occupations	92	78	11	3	4		
Mechanic	170	117	19	...	39	4	...	24			B2. Tin and Wolfram mines.	All Unskilled Occupations	238	157	23	40	12	3	...	16
Home races	130	104	16	Burmese					160	110	12	20	11
Chinese	1	1	1	Other Home races	54			38	10	0	5	
European	1	B3. Silver and Lead mines.	All Unskilled Occupations	8	5	1	2	4		
Anglo-Indian	17	7	1	...	4	1			Burmese	4	3	1	3	
Indians	40	5	34	1	...	1			Other Home races	4	2	...	5	1	
Moulder	140	88	5	...	45	2	...	10	B5. Copper, Steatite and Coal mines.	All Unskilled Occupations	6	5		
Home races	92	87	5	10			J4. Petroleum refineries.	All Unskilled Occupations	353	201	51	5	6	104
Indians	48	1	45	2					Burmese	180	245	30	5
Nickel-plater	9	9	Other Home races	58			40	12	4	
Zerbadi	7	7	P. Construction of means of transport or communication.	All Unskilled Occupations	1		
Tamil	2	2			Fa. Saw-mills.	All Unskilled Occupations	376	216	44	10	5	66
Pafater	382	80	7	...	311	8	...	16					Burmese	260	206	44	10
Home races	45	43	2	12	Zerbadi	2			2	
Chinese	1	K3. Rice-mills.	All Unskilled Occupations	981	522	121	18	267	26	...	64		
Indians	330	13	5	...	310	8	...	4			Burmese	637	507	108	12	
Patterns-maker—Burmese	9	7	2			Zerbadi	7	3	4	
Plater—Indians	119	119	Other Home races	2	2			
Plumber	10	2	8	Other Hindustanis	Burmese	3	3		
Burmese	2	2			Bengali and Chittagonian Mahomedans.	2	2	
Indians	5	8			Oriya	5	3	
Rivetter	532	61	5	...	467	2	...	9	Bengali and Chittagonian Mahomedans.	Burmese	30	1	8	...	26	2		
Home races	58	57	1	7			Tamil	1	
Indians	474	3	2	...	467	2	...	2			Telugu	304	7	5	6	234	25	27	2	
Roller-driver—Burmese	1	1	Other Hindustanis	Burmese		
Salt-maker	41	1	40			Bengali and Chittagonian Mahomedans.	2	
Zerbadi	1	1			Oriya	
Indians	40	40	Bengali and Chittagonian Mahomedans.	Burmese		
Sawyer	58	4	34	3			Oriya	
Burmese	4	4	1			Tamil	
Indians	34	34	Bengali and Chittagonian Mahomedans.	Burmese		
Serang—Indians	11	11			Oriya	
Steam-hammer-driver—Tamil	2	1	1	1			Tamil	
Tailor	29	5	21	3	...	2	Other Hindustanis	Burmese		
Zerbadi	1	1			Bengali and Chittagonian Mahomedans.	
Indians	28	4	21	3	...	2			Oriya	
Telephone-fitter—Other Hindustanis.	3	3	Bengali and Chittagonian Mahomedans.	Burmese		
Tinsmith	45	17	9	...	18	1	...	5			Oriya	
Burmese	1	1			Tamil	
Other Home races	28	15	7	Bengali and Chittagonian Mahomedans.	Burmese		
Anglo-Indian	3			Oriya	
Indians	20	1	18	1			Tamil	
Turner	126	49	3	...	72	2	...	7	Bengali and Chittagonian Mahomedans.	Burmese		
Home races	40	40	5			Oriya	
Indians	86	9	3	...	72	2	...	2			Tamil	
Vulcanizer	21	22	1	4	Bengali and Chittagonian Mahomedans.	Burmese		
Home races	19	19	3			Oriya	
Anglo-Indian	4	3	1	1			Tamil	
Watch-repairer—Other Bengalis and Chittagonians.	1	1	Bengali and Chittagonian Mahomedans.	Burmese		
Welder	2	1	1	1			Oriya	
Burmese	1	1			Tamil	
Chinese	2	Bengali and Chittagonian Mahomedans.	Burmese		
Wireman—Burmese	18	18	6			Oriya	
											Tamil	

Column 9 shows the number of age 18 or over who were born in Burma outside the district in which they were employed at the time of the Census.

IMPERIAL TABLE XXII B.—THE SPECIAL INDUSTRIAL CENSUS (SELECTED INDUSTRIES).
PART IIIA.—Duration of residence in Burma of Male labourers born outside Burma.

NOTE.—This table relates to all labourers employed in the Selected Industries who were born outside Burma. The *Permanent Residents* are those amongst the labourers tabulated in the other columns who stated that they intended to complete their lives in Burma.

Race and Skill.	Age-group.	All labourers born outside Burma.							Permanent Residents in Burma.						
		Total Number.	Completed years of residence.						Total Number.	Completed years of residence.					
			0	1	2	3, 4	5-9	10 or over.		0	1	2	3, 4	5-9	10 or over.
1	2	3	4	5	6	7	8	9	10	11	12	13	14	15	16
All races	...	67,072	11,945	10,270	10,271	11,459	11,983	11,144	3,099	191	222	278	334	499	1,575
<i>Skilled</i>	...	10,743	1,115	910	1,196	1,645	2,164	2,713	769	22	10	20	33	109	575
0-14	...	2	1	1
14-18	...	86	23	12	19	13	9	10	6	3	2	1
18 & over.	...	10,655	1,091	898	1,177	1,632	2,155	3,702	763	19	10	20	33	107	574
<i>Unskilled</i>	...	56,329	10,830	9,360	9,075	9,814	9,819	7,431	2,330	169	212	258	301	390	1,000
0-14	...	631	172	221	123	84	23	8	6	2	...	1	...	1	2
14-18	...	2,297	660	563	562	343	114	55	85	12	20	13	8	4	19
18 & over.	...	53,401	9,998	8,576	8,390	9,387	9,682	7,368	2,239	155	183	244	293	385	979
Yifnnaese	...	557	238	43	86	98	71	21	10	1	9
<i>Skilled</i>	18 & over.	4	1	1	1	1	1	1
<i>Unskilled</i>	...	553	237	43	86	97	70	20	9	1	8
0-14	...	3	2	1
14-18	...	33	23	3	3	4
18 & over.	...	517	212	40	83	92	70	20	9	1	8
Chinese	...	3,340	155	222	213	450	1,430	870	320	29	1	7	24	75	184
<i>Skilled</i>	...	1,051	46	54	77	150	293	431	130	6	...	2	5	27	90
14-18	...	1	1
18 & over.	...	1,050	46	54	77	149	293	431	130	6	...	2	5	27	90
<i>Unskilled</i>	...	2,289	109	168	136	300	1,137	439	190	23	1	5	19	48	94
0-14	...	1	1
14-18	...	10	5	3	1	1	1	1
18 & over.	...	2,278	103	168	136	297	1,136	438	189	22	1	5	19	48	94
Japanese
<i>Skilled</i>	18 & over.	2	1	1
Maingtha, Shan, and Khamuk.	...	454	149	60	38	51	67	89	78	8	70
<i>Skilled</i>	18 & over.	1	...	1
<i>Unskilled</i>	...	453	149	59	38	51	67	89	78	8	70
14-18	...	5	3	1	1
18 & over.	...	448	146	58	38	51	66	89	78	8	70
European	...	61	17	3	2	2	11	26	18	2	4	6
<i>Skilled</i>	...	39	13	3	1	...	7	15	8	2	1	5
14-18	...	1	1	1	1
18 & over.	...	38	12	3	1	...	7	15	7	1	1	5
<i>Unskilled</i>	18 & over.	22	4	...	1	2	4	11	4	3	1
Anglo-Indian	...	160	16	2	7	12	20	103	81	5	...	2	4	3	67
<i>Skilled</i>	...	101	8	1	4	6	10	72	59	2	...	2	4	2	49
14-18	...	9	3	...	2	...	1	3	2	1	1
18 & over.	...	92	5	1	2	6	9	69	57	1	...	2	4	2	48
<i>Unskilled</i>	...	59	8	1	3	6	10	31	22	3	1	18
14-18	...	1	1
18 & over.	...	58	8	1	3	6	10	30	21	3	1	18

IMPERIAL TABLE XXII B.—THE SPECIAL INDUSTRIAL CENSUS (SELECTED INDUSTRIES).
PART IIIA.—Duration of residence in Burma of Male labourers born outside Burma.

NOTE.—This table relates to all labourers employed in the Selected Industries who were born outside Burma. The Permanent Residents are those amongst the labourers tabulated in the other columns who stated that they intended to complete their lives in Burma.

Race and Skill.	Age-group.	All labourers born outside Burma.							Permanent Residents in Burma.						
		Total Number.	Completed years of residence.						Total Number.	Completed years of residence.					
			0	1	2	3-4	5-9	10 or over.		0	1	2	3-4	5-9	10 or over.
3	4	5	6	7	8	9	10	11	12	13	14	15	16		
Sikh	187	20	15	26	20	39	74	11	1	...	2	...	6	
<i>Skilled</i>	85	5	3	7	10	19	41	3	1	2	
14-18	...	1	1	
18 & over.	...	84	5	3	6	10	19	41	3	1	2	
<i>Unskilled</i>	102	15	12	19	10	13	33	8	1	...	2	...	4	
14-18	...	2	2	
18 & over.	...	100	13	12	19	10	13	33	8	1	...	2	...	4	
Punjabi Mahomedans and Pathan.	...	343	40	30	36	55	72	110	29	1	...	1	1	23	
<i>Skilled</i> ...	18 & over.	144	17	12	14	21	32	48	11	10	
<i>Unskilled</i>	199	23	18	22	34	40	62	18	1	...	1	1	13	
0-14	...	1	1	
14-18	...	3	1	2	
18 & over.	...	195	22	16	21	34	40	62	18	1	...	1	1	13	
Other Punjabis (i.e. not Sikh nor Mahomedan).	...	730	109	109	98	122	110	188	18	18	
<i>Skilled</i>	456	75	44	52	71	80	134	7	7	
14-18	...	6	...	1	1	2	...	2	
18 & over.	...	450	75	43	51	69	80	132	7	7	
<i>Unskilled</i>	274	34	65	40	51	30	54	11	11	
0-14	...	1	...	1	
14-18	...	8	2	3	1	1	
18 & over.	...	265	32	61	39	50	30	53	11	11	
Hindustani Mahomedans.	...	1,069	234	118	139	173	198	227	52	1	1	3	9	31	
<i>Skilled</i> ...	18 & over.	235	27	12	17	36	49	94	16	13	
<i>Unskilled</i>	854	207	106	122	137	149	133	36	1	1	3	9	18	
0-14	...	3	1	...	1	...	1	
14-18	...	12	4	9	3	2	1	
18 & over.	...	839	202	104	118	135	147	133	36	1	1	3	9	18	
Other Hindustanis	...	8,695	1,565	1,033	1,327	1,517	1,669	1,564	264	26	23	27	31	39	
<i>Skilled</i>	1,493	160	93	179	235	344	482	46	...	1	2	1	8	
0-14	...	1	1	34	
14-18	...	9	4	2	3	
18 & over.	...	1,483	155	91	176	235	344	482	46	...	1	2	1	8	
<i>Unskilled</i>	7,202	1,405	960	1,148	1,282	1,325	1,082	218	26	22	25	30	31	
0-14	...	35	7	6	17	3	2	...	1	1	
14-18	...	196	45	43	72	28	4	4	4	1	2	...	1	...	
18 & over.	...	6,971	1,353	911	1,059	1,251	1,319	1,078	213	25	20	24	29	31	
Bengali and Chitagonian Mahomedans.	...	12,247	2,357	1,512	1,782	1,923	2,069	2,544	531	21	22	45	62	285	
<i>Skilled</i>	3,335	438	354	381	497	626	1,039	148	5	3	7	9	100	
14-18	...	30	10	7	4	6	2	1	
18 & over.	...	3,305	428	347	377	491	624	1,038	148	5	3	7	9	100	
<i>Unskilled</i>	8,912	1,919	1,158	1,401	1,426	1,443	1,505	383	16	19	38	53	185	
0-14	...	13	9	3	1	
14-18	...	197	65	60	37	21	8	6	9	1	4	8	8	...	
18 & over.	...	8,702	1,845	1,095	1,303	1,405	1,435	1,499	374	15	15	36	51	185	

IMPERIAL TABLE XXII B.—THE SPECIAL INDUSTRIAL CENSUS (SELECTED INDUSTRIES).

*PART IIIA.—Duration of residence in Burma of Male labourers born outside Burma.

NOTE.—This table relates to all labourers employed in the Selected Industries who were born outside Burma. The Permanent Residents are those amongst the labourers tabulated in the other columns who stated that they intended to complete their lives in Burma.

Race and Skill.	Age-group.	All labourers born outside Burma.							Permanent Residents in Burma.						
		Total Number.	Completed years of residence.						Total Number.	Completed years of residence.					
			0	1	2	3, 4	5-9	10 or over.		0	1	2	3, 4	5-9	10 or over.
1	2	3	4	5	6	7	8	9	10	11	12	13	14	15	16
Other Bengalis and Chittagonians.	...	1,109	244	187	173	188	168	215	37	3	...	1	3	8	22
<i>Skilled</i>	18 & over.	391	56	37	61	59	60	118	14	1	1	12
<i>Unskilled</i>	...	718	188	90	112	129	102	97	23	2	...	1	3	7	10
	0-14	1	1
	14-18	8	12	7	5	4
	18 & over.	689	175	83	107	125	108	97	23	2	...	1	3	7	10
Oriya	...	11,600	2,471	2,558	2,039	2,000	1,695	843	351	21	47	66	67	59	91
<i>Skilled</i>	...	899	85	100	184	172	206	212	26	2	2	2	20
	14-18	7	1	...	4	1	1
	18 & over.	892	84	100	120	171	205	212	26	2	2	2	20
<i>Unskilled</i>	...	10,701	2,386	2,458	1,915	1,828	1,489	631	325	21	47	64	65	57	71
	0-14	137	50	53	20	10	1	3
	14-18	478	145	132	116	69	14	2	1	1
	18 & over.	10,086	2,191	2,267	1,779	1,749	1,474	626	324	21	47	64	64	57	71
Tamil	...	1,092	97	78	103	129	221	470	171	4	2	6	4	16	139
<i>Skilled</i>	...	462	31	17	32	38	91	253	89	3	...	3	4	8	71
	14-18	10	2	1	2	...	3	2	3	1	2	...
	18 & over.	452	29	16	30	38	88	251	86	2	...	3	4	6	71
<i>Unskilled</i>	...	630	66	55	71	91	130	217	82	1	2	3	...	8	68
	0-14	11	1	2	1	1	4	2	3	1	...
	14-18	16	3	1	4	1	2	5
	18 & over.	603	62	52	66	89	124	210	79	1	2	3	...	7	66
Telugu	...	23,833	3,229	4,181	3,082	4,409	3,882	3,550	1,014	70	124	113	126	147	434
<i>Skilled</i>	...	1,874	127	170	233	322	309	713	194	3	5	1	8	29	148
	0-14	1	1
	14-18	11	2	1	2	3	2	1
	18 & over.	1,862	125	169	231	319	307	711	194	3	5	1	8	29	148
<i>Unskilled</i>	...	21,959	3,102	4,011	3,749	4,087	3,573	2,837	820	67	119	112	118	118	286
	0-14	419	99	155	82	118	13	2	2	2
	14-18	1,274	331	307	317	207	80	32	65	8	23	11	4	3	16
	18 & over.	20,266	3,472	3,549	3,350	3,812	3,480	2,803	753	57	96	101	114	115	270
Other Mahomedans	...	130	23	7	22	11	19	48	22	1	1	...	2	2	16
<i>Skilled</i>	...	38	8	1	3	1	6	19	6	...	1	5
	14-18	1	1
	18 & over.	37	8	1	3	1	6	18	6	...	1	5
<i>Unskilled</i>	...	92	15	6	19	10	13	29	16	1	2	2	11
	14-18	3	2	...	1
	18 & over.	89	13	6	18	10	13	29	16	1	2	2	11
Others—Not Mahomedans	...	1,443	380	164	204	238	255	202	98	6	1	5	1	29	56
<i>Skilled</i>	18 & over.	133	17	8	11	25	31	41	11	1	...	2	8
<i>Unskilled</i>	...	1,310	363	156	193	213	224	161	87	6	1	4	1	27	48
	0-14	6	1	1	...	1	2	1
	14-18	31	17	8	3	3	3	3	5	1	1	3
	18 & over.	1,273	345	153	190	209	219	157	82	5	1	4	1	26	45

IMPERIAL TABLE XXII B.—THE SPECIAL INDUSTRIAL CENSUS (SELECTED INDUSTRIES).
PART II B.—Duration of residence in Burma of Female labourers born outside Burma.

NOTE.—(1) This table relates to all labourers employed in the Selected Industries who were born outside Burma. The *Permanent Residents* are those amongst the labourers tabulated in the other columns who stated that they intended to complete their lives in Burma.

(2) No Mahomedan females of any race not shown in this table were recorded, neither were any females of any religion of the following races for which entries are given for males in the preceding table, Japanese, Maingtha, Shan, Khamuk, Sikh, Other Punjabis, Bengali Chittagonian.

Race and Skill.	Age-group.	All labourers born outside Burma.							Permanent Residents in Burma.						
		Total Number.	Completed years of residence						Total Number.	Completed years of residence.					
			0	1	2	3, 4	5-9	10 or over.		0	1	2	3, 4	5-9	10 or over.
1	2	3	4	5	6	7	8	9	10	11	12	13	14	15	16
All Races	...	596	110	49	97	141	114	85	17	1	1	3	12
<i>Skilled</i>	...	8	1	2	5	8	1	2	5
0-14
14-18	...	1	1	...	1	1	...
18 & over.	...	7	1	1	5	7	1	1	5
<i>Unskilled</i>	...	588	110	49	97	140	112	80	9	1	1	7
0-14	...	52	9	8	14	10	10	1
14-18	...	52	16	5	5	15	9	2	2	1	1
18 & over.	...	484	85	30	78	115	93	77	7	1	6
Yunnanese	All
Other Chinese
<i>Unskilled</i>	18 & over.	1	1	1	1
European
<i>Unskilled</i>	13 & over.	1	1
Anglo-Indian
<i>Skilled</i>	...	8	1	2	5	8	1	8	5
14-18	...	1	1	...	1	1	...
18 & over.	...	7	1	1	5	7	1	1	5
Punjabi Mahomedans and Pathans.
<i>Unskilled</i>	18 & over.	1	1
Hindustani Mahomedans
<i>Unskilled</i>	18 & over.	1	...	1
Other Hindustanis
<i>Unskilled</i>	18 & over.	3	2	1
Oriya
<i>Unskilled</i>	...	24	10	1	2	2	5	4
0-14	...	4	1	1	1	1
18 & over.	...	20	9	...	2	2	4	3
Tamil
<i>Unskilled</i>	...	30	3	6	9	12	3	1	2
14-18	...	1	1	...	1	1	...
18 & over.	...	29	3	6	8	12	2	2
Telugu
<i>Unskilled</i>	...	508	98	47	88	127	88	54	4	1	3
0-14	...	44	7	7	13	10	7
14-18	...	43	16	5	5	11	5	1	1	1
18 & over.	...	415	75	35	70	106	76	53	3	1	2
Others
<i>Unskilled</i>	...	25	1	...	2	2	10	8	1	1
0-14	...	4	1	...	1	...	2
14-18	...	8	4	3	1
18 & over.	...	13	1	...	5	7	1	1

PROVINCIAL TABLE I.

Area and Population of Townships, States and Hill-Tracts.

- NOTE 1.—Numbers added in brackets after the names in column 1 of the table are references to the notes below bearing those numbers.
- NOTE 2.—The term *town* in column 3 connotes only towns defined as such under the Burma Towns Act and differs therefore from the term *Census town* used in Imperial Tables I, III, IV and V. Note 3 of Imperial Table IV and column 3 of Imperial Tables IV and V indicate the relationship of the two meanings.
- NOTE 3.—For the Hill District of Arakan, the Pakôkk Hill-Tracts, the Chin Hills district, the Eastern States and all hill-tracts included in other districts the figures given in column 4 represent *villages*. For other areas there is no record of the total number of villages available; column 4 for these areas (except Putao district) shows *village-tracts* and not villages. A village-tract is defined by law as the local area under the jurisdiction of a headman, including a village or group of villages and adjacent lands. In practice it may include no true village at all but only a number of small clusters of houses scattered through a comparatively extensive area. On the other hand a village may be shared by two or more village tracts, some of which may include parts or wholes of other villages. On account of numerous recent revisions of village tract boundaries in some townships the numbers given in column 4 must be regarded only as close approximations for the early part of the year 1922. For Putao district see the foot-note added to the entry.
- NOTE 4.—No entry for villages has been made in column 4 for the Somra Tract (item No. 208) or East Manglün (item No. 236) which are two of the areas in which the census was made by estimate only. Totals for all areas including these are affected accordingly. The third area in which the census was by estimate was the part of the Pakôkk Hill-Tracts represented by item No. 141 for which however all columns except column 6 have been filled.
- NOTE 5.—No town as defined for this table can include the whole or any part of a village-tract; for this reason the number of village-tracts shown in Imperial Tables I and III differs from that shown in this table which is in each case the correct number of statutory village-tracts as nearly as that could be determined.
- NOTE 6.—Columns 5 and 6 do not relate to village-tracts but to villages in the sense of continuous blocks of residences within a single village-tract. For these columns the divisions of a continuous block of residences made by a village-tract boundary crossing it are regarded as separate villages. *Town* has for these columns also the meaning given to it in Note 2 above.
- NOTE 7.—The definition of a house on which the numbers in columns 5 to 7 depend was ordinarily as follows:—
- A *house* means the separate residence of a family. A residence is considered to be separate when it has a separate entrance from a common way.
- If one building is jointly occupied by two or more families it should be treated as one house if the families share meals, but as two or more if they cook and eat separately.
- Monasteries, Zayats, Schools, Godowns and Field Huts* and all other buildings are to be included in the term "House" if used as dwelling-places, whether used at night or not. They must always be included if a watchman or durwan lives there.
- In Rangoon Town and occasionally in other towns *house* was taken to mean a tenement; and this definition was generally substituted for the ordinary one for lodging-houses and coolie-lines and similar cases. Amongst some tribes in which there is a custom of building extensions of a house for all descendants of the original householder, the term house was generally taken to mean the residence of the whole group of relations; this variation from the normal definition would only affect the figures in a few remote areas.

NOTE 8.—Adjustments of population have been made throughout so as to give in column 11 the population in 1911 of the area which was included at the census of 1921 in the township or other administrative unit named in column 1, and in column 12 the rate of variation* for that area. For districts a similar adjustment has also been made for the population in 1901, so that the figures of column 13 also relate to the area included in each district in 1921. No such adjustments however have been made for the population of townships in 1901; the figures given for townships in column 13 represent, therefore, the variation of population in the period 1901 to 1911 found in 1911 for the area which at the time of the census of 1911 was included in the township named in column 1. In some cases where that unit has been newly formed since 1911 and differs greatly from any similar unit existing then, column 13 has been left blank. For the purposes of this note the Northern Shan States, the Southern Shan States and Karenni are to be regarded as three districts, while the states included in them are to be regarded as townships.

NOTE 9.—The following items in the table include areas in which no census was made in 1911, and for which therefore the figures of columns 8 and 11 are not strictly comparable:—

DISTRICT.		Area omitted in 1911 and number of item in the table which includes it.						
Serial No.	Name.	Item No.	Description.	Kind of Enumeration.	CENSUS OF 1921.			
					Persons.	Males.	Females.	
6	Hanthawaddy ...	28*	Coco Islands ...	Synchronous ...	46	40	6	
		155	Htagaw Kachin Hill Tracts.	Non-synchronous.	17,395	8,745	8,560	
28	Myitkyina ...	158*	Sana Kachin Hill Tracts.	Do.	979	484	495	
		157*	Tracts.	Do.	979	484	495	
30	Putao ...	174	Hkamti I.ong States	Do.	7,673	4,144	3,529	
34	Upper Chindwin ...	208	Somra Tract ...	Estimate ...	7,636	3,719	3,917	
40	Northern Shan States	236*	East Manglun ...	Do. ...	26,701	13,527	13,174	
* Included in this item of the table but not constituting the whole of it.					Total ...	63,113	31,990	31,123

Totals for all areas which include these areas are effected by this extension of the census if comparison with the census of 1911 is made. In calculating the figures for column 12 of the table the above figures have first been deducted from the 1921 figures.

NOTE 10.—The number of square miles given for Rangoon Municipality excludes the area covered by the rivers and lakes and thus differs from the statement of 27.97 square miles which was adopted for the corresponding table of 1911, although it represents the same area of habitations. The area covered by water has been added to that of the Port in column 2.

NOTE 11.—Some of the entries for area given in column 2 of the table (especially for units which lie along the inland boundary of the province) include estimates or approximations reached by rough surveys, and in some such cases revised figures have been adopted since the census of 1911. In some other cases area-figures, although based on complete survey, have been changed by a revision of the survey or as a consequence of erosion or accretion by rivers. Some district or township boundaries and areas have been changed since 1911 by the transfer of land which in some cases had no population in 1911.

NOTE 12.—An effort has been made to get the account of changes in townships and districts which is given in Notes 13 to 19 below as complete as possible; and it is hoped that any omissions are insignificant.

NOTE 13.—In the following districts there was no change in township names or boundaries between the census of 1911 and that of 1921:—

- (1) Akyab, (2) Hill District of Arakan, (3) Kyaukpyu, (4) Sandoway, (15) Pyawôn, (17) Salween, (20) Tavoy, (27) Mandalay, (32) Shwebo, (33) Sagaing.

NOTE 14.—In the cases shown in the margin the name of a township shown in one district in the table of 1911 has been shown under a different district in 1921. The Karenni States are also shown separately in this table instead of being shown as parts of the Southern Shan States.

Township.	District.	
	1921.	1911.
28 Hitegu ...	Insein ...	Pegu ...
23 Insein ...	Insein ...	Hanthawaddy ...
24 Taikkyi ...	Insein ...	Hanthawaddy ...
25 Taintabin ...	Insein ...	Hanthawaddy ...
136 Sale ...	Magwe ...	Myingyan ...

NOTE 15.—In the Upper Chindwin District (No. 35) the name of township No. 204 has been changed from Kindat to Mawlaik without a change of boundaries.

NOTE 16.—The following are new names in the table which represent townships formed since 1911 by re arranging boundaries of townships existing in 1911:—

District.	Township.	District.	Township.	District.	Township.
7	Hantha-waddy.	8	Tharra-waddy.	13	Myaungmya Labutta.
11	Bassein			19	Amherst ... Kya-in.
				22	Thayetmyo Sinbaungwè.
	Kungyangôn N. Kungyangôn S. Syriam. Bassein East. Bassein West.		Letpadan East. Letpadan West. Minhla East. Minhla West. Zigôn.		

NOTE 17.—No townships of the corresponding table of 1911 have been simply divided into two townships without other change of boundary.

NOTE 18.—The Bassein township, which was included in the table of 1911, does not appear in this table because it has been shared (with other areas) by the Bassein East and Bassein West townships (Nos. 54 and 55). Similarly the Sinbo Kachin Hills are now included in the Myitkyina Kachin Hills (No. 158), and the Namkhai State in the Loilong State (No. 274).

NOTE 19.—The townships, states and tracts shown in the following list have suffered a change in boundary in the interval between the census of 1911 and that of 1921 without a change of name:—

District.	Township.	District.	Township.
6	Insein ... Hlègu.	22	Thayetmyo
7	Hantha-waddy Kyauktan, Thóngwa, Kayan.	23	Pakòkku
8	Tharrawaddy Tharrawaddy, Nattalin, Mònyo, Gyobingauk.	24	Minbu
9	Pegu ... Kawa, Thanatpin, Pegu, Daiku, Nyaunglebin.	25	Magwe
10	Prome ... Prome, Paukkaung, Hmawza, Shwedaung.	28	Bhamo
11	Bassein ... Thabaung.	29	Myitkyina
12	Henzada ... Lemyethna.	34	L. Chindwin
13	Myaungmya Myaungmya, Wakèma, Mawlamyainggyun.	35	U. Chindwin
14	Ma-ubin ... Ma-ubin, Pantanaw, Yandoon, Danubyu.	37	Kyauksè
16	Toungoo ... Kyaukgyi, Leikho, Shwegyin, Toungoo, Yedahe.	38	Meiktila
18	Thatôn ... Kyaikto, Paung, Thatôn, Bilin.	39	Yamèthin
19	Amherst ... Kawkareik, Kyaikmaraw.	40	Myingyan
		41	N. Shan States
		42	S. Shan States
			Minhla, Allanmyo.
			Pakòkku.
			Pwinbyu, Salin.
			Sale, Yenangyaung.
			Shwegu, Kachin Hill Tracts.
			Myitkyina, Mogaung, Kamaing; and Myitkyina, Mogaung, Kamaing and Sima Kachin Hill Tracts.
			Budalin, Mònywa, Salingyi, Pale, Kani.
			Thaungdut State.
			Myittha.
			Thazi, Wundwin.
			Yamèthin, Pyawbwè, Lewè.
			Pagan, Kyaukpadaung, Taungtha, Myingyan, Natogyi.
			Mongmit.
			Loilong, Hsa Mông Hkam.

NOTE 20.—There is some difficulty about the figures in column 21 for the Somra Tract and for Thaungdut State which are items Nos. 208 and 210 of the table. It was originally stated that the whole Somra Tract had been omitted from the 1911 census, but later it was reported by the local officers that an area which was transferred to the tract from Thaungdut State in 1920 had been censused in 1911 as part of that state and had a population of 259. Meanwhile Note 8 of Imperial Table II, Note 9 of this table and other statements had been prepared in which the whole population estimated in the Somra Tract was associated with the extension of the census area to include that tract. The number of 259 involved is negligible for all purposes except the calculation of the variation of population in Thaungdut State. Accordingly, the whole of the Somra Tract has been uniformly regarded as an extension of the census area throughout the census report, except in this table, where the 259 persons of 1911 have been entered for the Somra Tract so as to maintain the correct total for the Upper Chindwin district while still giving correct figures for Thaungdut State in 1911.



PROVINCIAL TABLE I.—Area and Population of Townships, etc.

Township, State, etc.	Area in square miles.	Number of Villages (Towns excluded).				Total number of occupied houses, 1921.	Population.				Percentage of variation of total population.		Number of persons per square mile in 1921.
		Towns under the Burma Towns Act.	Village Tracts.	Exceeding 100 houses.	Having 40 to 99 houses.		1921.		1911.		1911 to 1921.	1901 to 1911.	
							Persons.	Males.	Females.	Persons.			
1	2	3	4	5	6	7	8	9	10	11	12	13	14
Sagaing Division.	35,056	4	2,221	821	1,032	317,053	1,358,032	645,009	713,023	1,274,827	+ 17*	+ 26	39
32. Shwebo District.	5,714	7	633	236	553	90,799	397,284	184,708	206,576	356,363	+ 70	+ 24	68
178 Kaubalu ...	1,536	...	121	28	90	13,100	54,860	26,856	27,704	51,805	+ 5	+ 10	36
179 Kin-u ...	309	...	81	30	50	10,212	45,090	21,704	23,220	43,404	+ 6	+ 35	140
180 Kyunhla ...	988	...	37	...	3	3,048	14,046	7,485	7,461	13,742	+ 9	+ 6	15
181 Shwebo ...	428	...	79	43	64	14,802	64,104	30,840	33,258	60,201	+ 5	+ 18	147
182 Tabayin ...	613	...	30	23	90	22,730	54,862	25,207	29,595	45,359	+ 20	+ 17	89
183 Lamadaw ...	600	...	30	5	58	6,112	25,066	10,988	14,678	23,820	+ 6	+ 21	43
184 Tazé ...	588	...	45	22	53	8,328	36,838	16,928	19,910	34,204	+ 8	+ 21	65
185 Wetet ...	512	...	87	38	64	14,686	63,616	30,345	33,291	54,675	+ 10	+ 38	124
186 Yeu ...	140	...	57	21	48	7,757	32,582	14,629	17,953	29,472	+ 11	+ 22	81
33. Sagaing District.	1,825	7	282	232	269	72,488	326,008	155,054	171,854	312,111	+ 6	+ 12	170
187 Chaungu ...	188	...	22	25	33	7,749	32,485	14,903	17,492	31,512	- 3	+ 1	173
188 Myaung ...	177	...	40	30	28	8,974	45,904	21,808	24,189	40,418	+ 14	+ 18	200
189 Myitmu ...	295	...	38	31	25	9,944	40,633	19,092	21,541	41,314	- 2	+ 7	138
190 Ngazun ...	351	...	41	23	35	13,750	50,970	28,524	31,446	54,019	+ 10	+ 12	181
191 Sagaing ...	474	...	77	68	72	20,128	88,836	48,441	46,395	87,842	+ 1	+ 15	87
192 Tada-u ...	300	...	64	47	68	11,857	58,990	28,199	30,791	54,310	+ 0	+ 10	164
34. Lower Chindwin District.	3,480	7	381	258	482	92,776	342,880	156,893	180,187	316,175	+ 8	+ 74	99
193 Buddal (10) ...	481	...	80	88	92	10,384	76,861	34,171	49,300	74,905	+ 2	+ 10	170
194 Kani (10) ...	1,788	...	88	48	168	16,511	81,761	30,791	33,970	57,131	+ 12	+ 12	36
195 Monywa (10) ...	487	...	72	72	104	27,085	100,278	45,522	54,751	88,533	+ 13	+ 10	206
196 Pala (10) ...	488	...	76	47	75	14,488	51,321	23,786	27,815	48,292	+ 0	+ 13	113
197 Salingyi (10) ...	296	...	45	30	103	14,766	80,982	23,421	27,839	47,214	+ 8	+ 19	72
35. Upper Chindwin District (9).	16,037	7	408	43	166	38,107	186,881	94,432	92,449	170,622	+ 5*	+ 11	12
198 Homalin ...	824	...	32	3	25	4,239	25,956	18,121	11,815	23,008	+ 1	+ 34	9
199 Kale ...	812	...	30	11	21	4,089	19,088	9,860	9,210	15,064	+ 27	+ 8	24
200 Kralwa ...	176	...	0	1	1	850	3,899	1,870	1,719	4,013	- 11	+ 9	20
201 Malingkaing ...	640	...	48	3	10	2,574	11,649	5,798	5,857	11,234	+ 4	+ 13	18
202 Masein ...	4,605	...	48	1	19	3,289	18,005	6,159	9,446	18,618	...	- 16	4
203 Mawlaik (15) ...	768	...	42	1	21	5,188	14,268	7,220	7,042	13,639	+ 3	+ 18	10
204 Mingin ...	1,088	...	34	6	11	3,662	16,641	8,904	7,737	15,225	+ 9	+ 9	15
205 Paungbyin ...	872	...	81	10	34	8,800	21,800	11,727	18,163	22,336	+ 7	+ 12	27
206 Tamu ...	1,816	...	69	5	28	6,158	31,865	16,016	15,840	30,440	+ 5	+ 18	22
207 Somra Tract (4, 9, 20) ...	540	...	10	2	11	1,310	6,393	3,384	3,009	5,918	+ 8	...	8
208 Kanti State † ...	934	...	1	422	7,658	3,719	3,937	850	11
209 Thauingdu State † (19, 20) ...	539	...	30	2	7	1,328	7,041	3,488	1,585	7,418	- 5	+ 3	11
36. Chin Hills District (13).	8,000	...	479	52	152	23,483	110,079	54,122	65,957	119,556	- 8	+ 37	14
210 Falam (Subdivision) ...	890	...	173	24	67	10,127	40,881	19,799	21,484	43,213	- 5	+ 17	46
211 Hakt ...	5,100	...	185	19	47	7,514	31,689	17,011	16,618	44,425	+ 24	+ 21	7
212 Tiddim ...	2,010	...	151	9	18	5,842	15,807	17,712	17,858	31,918	+ 11	+ 14	18
Meiktila Division.	10,491	4	1,232	648	1,845	260,165	1,167,771	582,220	616,542	1,127,588	+ 6	+ 17	114
37. Kyaukse District.	1,282	1	277	80	285	36,500	142,677	70,449	72,228	141,598	+ 7	Nil	111
214 Kyaukse ...	180	...	99	30	110	13,998	53,409	26,319	27,090	52,348	+ 3	Nil	297
215 Myittha (10) ...	281	...	110	27	90	12,980	50,931	25,422	28,509	49,489	+ 1	- 1	103
216 Singaing ...	821	...	64	23	76	9,501	38,337	18,708	19,629	39,791	- 4	+ 3	45
38. Meiktila District	2,287	...	407	143	565	62,335	289,897	137,573	152,324	280,690	+ 3	+ 11	127
217 Mhlaing ...	426	...	79	39	189	15,448	74,082	34,565	39,524	67,908	+ 9	+ 8	174
218 Meiktila ...	470	...	69	31	180	19,204	90,140	45,000	47,059	83,287	+ 8	+ 8	122
219 Thazi (19) ...	929	...	108	28	104	13,100	61,090	29,847	31,183	60,827	+ 1	+ 19	66
220 Wundwin (10) ...	462	...	115	43	113	14,496	64,629	30,671	34,558	69,101	- 6	+ 10	40
39. Yamethin District.	4,178	- 2	357	151	508	60,654	323,189	160,913	162,276	306,379	+ 5	+ 28	77
221 Lewé (10) ...	816	...	62	30	86	12,450	61,171	31,811	29,362	49,661	+ 21	+ 62	75
222 Pyawbwe (10) ...	346	...	45	23	66	9,856	43,464	20,823	21,641	46,923	- 7	+ 12	172
223 Pyinmana ...	1,474	...	97	38	116	20,331	91,396	46,880	44,507	80,380	+ 14	+ 31	67
224 Yamethin (10) ...	1,089	...	85	41	140	16,304	78,809	37,186	36,633	80,150	- 5	+ 18	70
225 Yanaung ...	581	...	68	21	100	10,423	51,147	24,504	26,843	49,258	+ 4	+ 21	91
40. Myingyan District	2,740	7	197	274	487	91,657	442,008	213,204	228,714	388,921	+ 11	+ 22	167
226 Kyaukpadaung (10) ...	766	...	47	44	171	20,214	100,861	48,119	52,448	89,169	+ 13	+ 32	131
227 Myingyan (10) ...	404	...	43	68	68	11,450	102,766	50,507	58,169	92,884	+ 11	+ 14	254
228 Natogyi (19) ...	481	...	34	63	76	16,881	73,803	34,776	39,027	72,873	+ 1	+ 19	153
229 Pagan (10) ...	874	...	20	45	76	16,041	70,837	38,884	41,003	70,418	+ 13	+ 24	139
230 Taungtha (19) ...	821	...	44	54	90	17,671	85,042	40,968	44,074	73,828	+ 16	+ 27	165

* Allowing for extension of census area in 1961. † Also called Singkaing Hkamti. ‡ Also called Hsawngheup.

PROVINCIAL TABLE II.

Population of Townships, States and Hill-Tracts Classified by Religion.

NOTE 1.—All totals given in this table for parts of the province which include either the Pakókku Hill Tracts, the Upper Chindwin district, or North Hsenwi of the Northern Shan States differ from the corresponding totals in Provincial Table I by the omission of figures for the area in which in the census was only an estimate of the total population and no classification by religion could be effected. These areas are shown with their total populations in Provincial Table I as items Nos. 141, 208 and 236.

NOTE 2.—The figures given for Christians in this table include all who follow the Christian religion and also all those members of Christian races who do not individually follow that religion. The total of the latter for the province is 45 males and 20 females, of whom 15 and 16 respectively are Buddhists; the distribution of these by religion and district is given in Note 3 of Imperial Table VIA.

NOTE 3.—Details of *Others* by whole districts are given in Imperial Table VIA.

NOTE 4.—Notes 9 and 13 to 19 inclusive of Provincial Table I apply also to this table if comparison with the corresponding table of 1911 is instituted.

NOTE 5.—A table in the same form as this, but giving particulars for each village-tract in the district, is included in the B volume of the gazetteer of each district.

PROVINCIAL TABLE II.—Population of Townships, etc., Classified by Religion.

Table with columns: Township, State, etc.; Total (Males, Females); Buddhists (Males, Females); Animists (Males, Females); Hindus (Males, Females); Mahomedans (Males, Females); Christians (Males, Females); Others (Males, Females). Rows include Irrawaddy Division (Bassein, Henzada, Myaungmya, Maubin, Pyawon) and Tonageerim Division (Toungoo, Salween, Thaton, Amherst, Taouy).

PROVINCIAL TABLE II.—Population of Townships, etc., Classified by Religion.

Towship, State, etc.	Total.		Buddhists.		Animists.		Hindus.		Mahomedans.		Christians.		Others.	
	Males.	Females.	Males.	Females.	Males.	Females.	Males.	Females.	Males.	Females.	Males.	Females.	Males.	Females.
	2	3	4	5	6	7	8	9	10	11	12	13	14	15
Sagaing Division.*	641,200	709,108	588,431	641,570	54,873	58,825	7,885	2,763	7,088	5,448	2,503	2,309	520	100
32. <i>Shwebo District.</i>	184,708	206,578	177,347	207,117	305	83	1,925	613	3,922	3,688	1,016	903	103	82
178 Kanbalu	26,856	27,704	23,786	24,888	117	30	423	145	2,436	2,563	73	67	38	11
179 Kio-a	21,304	23,726	20,826	23,299	8	3	91	25	277	321	146	160	28	8
180 Kyunbla	7,495	7,461	7,374	7,373	18	3	19	5	63	81
181 Shwebo	26,846	28,258	26,557	28,954	104	30	840	370	797	578	420	157	138	60
182 Taboyin	28,267	29,395	28,152	29,595
183 Tamadaw	16,988	14,678	16,970	14,698
184 Taze	16,028	19,910	16,280	19,991
185 Wetlet	26,345	28,291	26,886	28,449	29	6	26	2	81	6
186 Yeu	14,629	17,953	13,906	17,401	43	10	219	71	225	93	316	378
33. <i>Sagaing District.</i>	165,054	171,854	151,524	169,492	84	13	1,382	574	1,563	1,248	446	502	55	25
187 Chaungu	14,008	17,402	14,736	17,867	4	...	50	8	23	25	164	183	16	9
188 Myaung	21,805	24,189	21,613	23,971	0	...	5	...	42	38	132	180	4	...
189 Myinmu	10,092	11,541	10,097	11,378	37	5	207	66	212	188	0	4
190 Ngazun	26,224	31,446	26,327	31,873	8	...	16	5	270	164	2	1
191 Sagaing	48,441	46,395	46,225	45,028	25	6	1,064	480	956	725	137	132	34	15
192 Tada-u	28,199	30,791	28,016	30,666	1	...	40	6	140	118	2	1
34. <i>Lower Chindwin District.</i>	156,693	186,187	154,557	185,508	126	75	1,006	293	794	231	194	140	16	...
193 Budalla	34,171	48,390	34,122	49,377	1	...	46	10	18	3
194 Kani	29,791	33,070	29,680	33,000	85	3	12	...	5	2
195 Momywa	45,522	54,753	43,790	54,112	106	13	784	278	722	215	183	135	16	...
196 Palu	23,786	27,535	23,749	27,558	32	...	5
197 Salingyi	23,423	27,539	23,298	27,518	17	3	59	3	43	14
35. <i>Upper Chindwin District.*</i>	90,713	88,532	84,914	85,408	1,932	1,733	2,472	751	758	265	397	298	240	77
198 Homalin	12,121	11,815	11,375	11,519	207	162	422	69	68	21	19	4	86	26
199 Kale	9,869	9,216	8,129	8,023	785	722	494	144	93	50	275	207
200 Kalewa	1,820	1,719	1,709	1,674	12	4	108	21	37	20	4
201 Kyaba	5,792	5,857	5,782	5,857	3	...	5	...	8
202 Maingkaung	9,139	9,446	9,061	9,404	26	7	14	9
203 Masein	7,220	7,042	7,188	7,025	8	...	12	5	4	6	3
204 Mawlaik	8,094	7,737	7,587	7,406	97	18	758	176	324	91	55	22	83	24
205 Mingin	11,727	12,163	11,517	12,088	1	...	87	37	98	10	3	...	18	5
206 Paungmyin	16,616	18,849	15,726	18,553	5	...	154	58	77	34	9	2	15	3
207 Tama	3,184	3,009	2,982	2,877	466	511	191	95	8	12	33	...	4	4
208 Soma Tract	Not classified by religion. See Provincial Table I.													
209 Kanti State	1,193	1,094	1,005	959	157	135	31
210 Thaugdut State	3,458	3,885	3,279	3,779	191	181	216	120	2	9	5
36. <i>Chin Hills District.</i>	54,122	55,667	89	45	52,426	54,981	1,110	532	31	17	450	376	16	6
211 Falam	16,399	21,484	65	33	18,674	21,446	311	298	15	11	100	90	14	6
212 Haka	17,041	16,618	10	3	16,540	16,479	338	78	3	3	109	55	8	...
213 Tiddim	17,712	17,555	14	9	17,222	17,456	241	156	4	3	241	231
Meiktila Division.	582,229	616,542	555,087	598,552	2,287	1,320	9,022	2,594	12,094	11,093	2,311	1,811	528	172
37. <i>Kyaukse District.</i>	70,449	72,228	66,277	68,805	170	47	821	207	2,806	2,844	292	300	53	25
214 Kyaukse	26,319	27,000	24,143	25,259	28	6	394	106	1,591	1,567	119	138	44	23
215 Myittha	25,422	25,590	24,624	25,083	82	41	330	70	343	288	37	30	6	3
216 Singu	18,708	19,620	17,510	18,472	17	31	902	993	136	138	3	1
38. <i>Meiktila District.</i>	137,573	152,324	132,184	149,434	305	44	2,005	630	2,369	1,914	532	240	178	53
217 Mahlaing	34,565	39,524	34,276	39,406	38	16	116	34	130	66	9	3
218 Meiktila	43,090	47,059	40,689	45,706	61	16	890	339	964	823	348	130	144	48
219 Thail	20,847	28,113	27,143	36,824	1,6	8	205	2,0	1,206	986	182	109	25	6
220 Wandwin	9,078	34,558	29,876	34,454	16	4	104	16	69	39	6	1
39. <i>Yamethin District.</i>	160,913	162,276	146,086	152,479	1,577	1,142	4,797	1,423	6,806	6,012	1,286	1,131	272	89
221 Lewa	31,812	30,362	30,402	28,519	137	64	1,153	119	670	477	169	166	20	17
222 Pyawbwe	20,523	22,942	18,750	21,820	105	89	630	350	886	686	65	15	107	41
223 Fyinaana	46,889	44,507	46,967	46,559	1,178	958	1,806	644	2,028	1,344	902	790	18	3
224 Yamethin	37,186	38,623	34,265	36,608	155	89	817	216	1,708	1,481	142	167	93	26
225 Yanaung	24,894	26,843	22,822	24,689	2	2	71	30	1,604	1,594	1	4	4	3
40. <i>Myingyan District.</i>	213,294	228,714	210,540	227,834	295	87	1,399	325	833	323	202	140	25	6
226 Kyaukpadaung	48,189	52,442	48,081	52,422	27	17	9	3
227 Myingyan	59,597	58,268	48,265	58,451	210	69	1,145	271	656	236	187	134	8	5
228 Natogyi	34,775	39,027	34,773	39,027	1	...	2
229 Pagan	38,234	41,002	38,414	40,994	47	8	144	22	124	66	8	3	17	...
230 Taungtha	49,968	44,974	40,897	41,930	12	10	82	18	48	16	5	3

* See Note 1 on the title-page of this table.

PROVINCIAL TABLE II.—Population of States, etc., Classified by Religion.

Table with columns: Subdivision, State, Notified Area, etc.; Total (Males, Females); Buddhists (Males, Females); Animists (Males, Females); Hindus (Males, Females); Non-Muslims (Males, Females); Christians (Males, Females); Others (Males, Females). Rows include Eastern States, Northern Shan States, Southern Shan States, and Karen.

* The population of East Mungla (No. 266) is omitted.

† Also called Thamekan.

Provincial Tables III to VIII, inclusive, have been omitted from this copy of the Tables. See the Note in the Table of Contents.

